

elections.ab.ca

# Report on the June 12, 2007 By-Elections Calgary-Elbow & Drumheller-Stettler



chief electoral office

Suite 100  
11510 Kingsway NW  
Edmonton, Alberta  
Canada T5G 2Y5

Tel | 780.427.7191  
Fax | 780.422.2900

info@elections.ab.ca

August 20, 2007

Mr. Dave Rodney, Chairman  
Standing Committee on Legislative Offices  
Legislature Building  
Edmonton, Alberta  
T5K 2B6

Dear Mr. Rodney:

I have the privilege to enclose the Report of the Chief Electoral Officer concerning the By-elections in Calgary-Elbow and Drumheller-Stettler, which were conducted on Tuesday, June 12, 2007. Information on the target enumeration process conducted in each electoral division is also included.

This Report is submitted pursuant to the provisions of Section 4(3) of the *Election Act*.

Should you require clarification or additional information on anything contained in this Report, I would be pleased to respond.

Sincerely,

A handwritten signature in cursive script that reads "Lorne R. Gibson".

Lorne R. Gibson  
Chief Electoral Officer



## Table of Contents

<b>Subject</b>	<b>Page</b>
Introduction .....	1
Key Dates .....	1
Special Initiatives .....	1
Electronic Update of Voters Lists.....	1
Target Enumeration.....	2
Voting Place Advertisement.....	2
Ballot Redesign .....	2
Appointment of Returning Officers .....	3
Financial Disclosure.....	3
<b>Calgary-Elbow</b>	
Target Enumeration.....	4
By-election.....	4
Overview of Registrations.....	5
Overview of Results.....	6
Statement of Results by Poll .....	7
Map – Electoral Division of Calgary-Elbow .....	9
Target Enumeration and By-election Financial Summary.....	10

**Drumheller-Stettler**

Target Enumeration..... 11

By-election..... 11

Overview of Registrations..... 12

Overview of Results..... 13

Statement of Results by Poll ..... 14

Maps – Electoral Division of Drumheller-Stettler ..... 16

Target Enumeration and By-election Financial Summary..... 20

Comparative Statistics – By-elections 1979-2007..... 21

## Introduction

---

A vacancy was created in the electoral division of Calgary-Elbow by the January 15, 2007 resignation of Ralph Klein.

A second vacancy was created in the electoral division of Drumheller-Stettler by the January 15, 2007 resignation of Shirley McClellan.

The resulting by-elections were held pursuant to the provisions of the *Election Act*, Chapter E-1 of the Revised Statutes of Alberta, 2000, including amendments. The electoral division boundaries described in the *Electoral Divisions Act*, proclaimed in force May 16, 2003, were used at these by-elections.

## Key Dates

---

The following key dates apply to both by-elections.

Wednesday, April 18	Appointment of Returning Officers
Tuesday, May 8	Target enumerations commence
Tuesday, May 15	Writs of Election issued
Tuesday, May 22	Revisions commence
Tuesday, May 22	Target enumerations end
Tuesday, May 29	Nominations close (2:00 pm)
Saturday, June 2	Revisions close (4:00 pm)
Thursday, June 7	First day of advance voting
Friday, June 8	Second day of advance voting
Saturday, June 9	Third day of advance voting
Tuesday, June 12	Voting Day
Friday, June 22	Announcement of official results
Sunday, August 12	Campaign period ends
Friday, October 12	Candidates' campaign financial statements due
Wednesday, December 12	Parties' campaign financial statements due

## Special Initiatives

---

A number of new initiatives developed to facilitate the voting process were piloted at the by-elections.

### Electronic Update of Voters Lists:

Voters Lists have historically been compiled by having enumerators visit all residences to collect current elector information. This produced an accurate Voters List at that point in time, but without ongoing updates the quality of the List quickly deteriorated to an unacceptable level of accuracy.

The enumeration process is becoming a less effective means of meeting the statutory requirements of the *Election Act* and for meeting the expectations of election officers, campaign teams and the public at large. Both residents and enumerators have voiced concerns with respect to personal security and the confidentiality of information. Increasingly, there are challenges in recruiting a sufficient number of voters who are available and able to act as enumerators.

The strategy for updating Voters Lists has shifted from a periodic province-wide enumeration to the controlled application of regular electronic updates within a secure environment. Information on voters in the Register of Electors is updated through data files provided by various public agencies, in accordance with Section 13(2) of the *Election Act*. This approach allows for ongoing updates to maintain the quality of the Voters Lists over time.

### **Target Enumeration:**

Prior to the by-elections, Voters Lists and local maps were reviewed by the Returning Officers appointed in the two electoral divisions. They identified areas of high growth and high mobility, which were the most likely to reflect incomplete or outdated voter information. Target enumerations were conducted in those particular areas and Voters Lists were updated for use at the polls.

### **Voting Place Advertisement:**

For the first time, *where-to-vote* cards were distributed by mail to residences within the two electoral divisions to supplement newspaper advertising of by-election details. A January 2007 survey revealed that 84% of respondents felt that direct mail was the most effective method of communicating information on voting times, locations and options. During the event, a number of voters commented that the *where-to-vote* cards were the sole means by which they were made aware of the by-elections.

Voters who visited Elections Alberta's website and used the online *where-to-vote* feature were presented with voting location maps, where available. Judging by access statistics, this was a useful tool for voters.

### **Ballot Redesign:**

At the voting stations, voters received a new ballot, following a revision to the *Election Act Forms Regulation*. The new Belgian model ballot presents candidates' names and party affiliations in white print on a black background. The circle in which the voter is directed to select the candidate of choice is the only white area on the ballot, which helps voters to mark their ballots correctly. This effort appears to have been a success: the rate of rejected ballots (those which could not be counted because they were unclear as to the voter's intention) decreased from 0.62% to 0.12% in Calgary-Elbow, and from 0.33% to 0.19% in Drumheller-Stettler, when compared to the rejection rates in the 2004 Provincial General Election.

## **Appointment of Returning Officers**

---

Returning Officers were appointed on April 18, 2007 by Order in Council 197/2007; less than one month prior to the issuance of the writs for the by-elections. The resulting time constraints for the map and Voters List review, and for other pre-election activities, were significant. Following their appointments, the two first-time Returning Officers and key staff received orientation, enumeration and election training. Prior to the by-elections, the Returning Officers were responsible for the map and Voters List review in developing a target enumeration plan. In addition, they were responsible for the recruitment, training and management of enumerators and for completing necessary pre-election activities, including recruitment of election officers and selection of office space and voting locations.

It is hoped that appointment of the remaining 81 Returning Officers will occur well in advance of the next general election. Having sufficient time to prepare for and conduct a target enumeration in advance of the election benefits all stakeholders: registered political parties, candidates and their campaign teams, election officers and, most importantly, voters. Similarly, having sufficient time to recruit election officers and select voting locations ensures that the most suitable staff and locations are in place to best serve the electorate.

## **Financial Disclosure**

---

Registered by-election candidates are required to file Campaign Period Financial Statements with the Office of the Chief Electoral Officer by October 12, 2007. Information on candidates' election expenses will be available on the Elections Alberta website ([www.elections.ab.ca](http://www.elections.ab.ca)) in accordance with Section 4(1)(d) of the *Election Finances and Contributions Disclosure Act*.

Registered political parties which participated in the by-election must file audited Campaign Period Financial Statements by December 12, 2007. These financial statements will list funds received, transfers of funds/materials and expenditures concerning the campaigns.

In accordance with Section 11 of the *Election Finances and Contributions Disclosure Act*, all financial statements will be available for inspection in the public files maintained by the Chief Electoral Officer and pertinent data will be published in the Thirty-first Annual Report of the Chief Electoral Officer for the 2007 calendar year. In addition, information from the financial statements will be available on the Elections Alberta website to facilitate access by interested persons who may not be able to visit the public files during regular business hours. Recent website enhancements enable users to search for specific contributors electronically and to print pertinent information that is within the public domain.



## **Calgary-Elbow Target Enumeration**

---

In accordance with Section 21(1) of the *Election Act*, the Chief Electoral Officer directed that information contained in the Register of Electors was to be updated in the areas of greatest need prior to the by-election. A target enumeration plan was developed to update the five polling subdivisions with the highest rates of growth and mobility.

The target enumeration commenced on May 8, with five enumerators visiting residences targeted by the Returning Officer. The target enumeration concluded on May 22, with 1,165 additions being made to the Register of Electors. This information was distributed to election officers for increased efficiency on voting day and to candidates, on request, to assist with campaigning.

There were 29,463 electors on the Voters List following the target enumeration process. The total cost to update the Register of Electors was \$5,082.37. A cost summary is presented on Page 10.

## **Calgary-Elbow By-election**

---

By order of the Lieutenant Governor in Council, a Writ of Election, dated May 15, 2007, was issued by the Chief Electoral Officer to the Returning Officer, Jean Minchin, pursuant to Section 39 of the *Election Act*.

Seven candidates, each registered under the *Election Finances and Contributions Disclosure Act*, filed nomination papers with the Returning Officer. Advance Polls were held on June 7, 8 and 9, 2007 to accommodate voters who believed they would be unable to vote on voting day. There were 415 voters who were able to exercise their franchise by voting in advance.

In addition, 133 voters who were unable to vote at the Advance Poll or on voting day participated in the by-election by casting Special Ballots. Many of these voters were working or traveling outside of the electoral division for extended periods, and would have been disenfranchised without the availability of the Special Ballot option.

The Returning Officer announced the Official Results on June 22, 2007. Craig Cheffins, representing the Alberta Liberal Party, was declared duly elected. The Writ of Election and the Returning Officer's Certificate and Return certifying Mr. Cheffins' election were returned to the Chief Electoral Officer on June 22, 2007. No appeal for a judicial recount, or from any decision of the Returning Officer concerning any of the ballots, was applied for pursuant to Section 144 of the *Election Act*.

The Chief Electoral Officer arranged for the publication of the by-election return in the July 31, 2007 issue of the Alberta Gazette.

Half of a candidate's nomination deposit is reimbursed to the winning candidate and any other candidate who receives half the number of votes received by the winning candidate. Two candidates received a refund of this portion of their nomination deposit.

The other half of the candidate's nomination deposit will be reimbursed to all candidates who file their financial statements by the statutory deadline of October 12, 2007. Reimbursements will be reported in the Thirty-first Annual Report of the Chief Electoral Officer.

Candidate's nomination deposits that are not refunded are forwarded to the Office of the Minister of Finance for deposit to the General Revenue Fund.

An overview of results indicating the total votes obtained by each candidate and a statement of results by poll are presented on Pages 6 through 8. A map of the electoral division of Calgary-Elbow is presented on Page 9.

The total cost of the by-election including the target enumeration was \$137,906.13. A summary is included on Page 10.

## **Calgary-Elbow - Overview of Registrations**

---

An overview of voter registrations is presented below for the polling subdivisions in which target enumerations were conducted.

Polling Subdivision	Pre-Enumeration Voters List	Target Enumeration Registrations	Additions during Revisions Period	Voting Day Registrations	Voters List (on Voting Day)
19	555	175	1	2	733
20	460	173	0	8	641
21	518	140	0	3	661
63	516	246	1	4	767
64	178	431	4	24	637

A total of 1,066 voters registered to vote in Calgary-Elbow by completing Oaths of Electors at the time of voting. This voting day registration accounted for 10.1% of ballots cast. Voting day registration is a good measure of the quality of the Voters List that has been compiled for use at the polls. This means that approximately 90% of the electors who attended the polls on voting day were already on the Voters List.

## Calgary-Elbow - Overview of Results

---

Candidate Political Affiliation *(Elected)	Valid Ballots Received	Percentage of Valid Ballots
Al <b>BROWN</b> Alberta's NDP (NDP)	348	3.3
*Craig <b>CHEFFINS</b> Alberta Liberal Party (LIB)	4,823	45.8
Jane <b>GREYDANUS</b> Alberta Alliance Party (AA)	439	4.2
Trevor <b>GROVER</b> Alberta Social Credit (SC)	175	1.7
Brian <b>HENINGER</b> Progressive Conservative Party (PC)	4,039	38.3
George <b>READ</b> Alberta Greens (AG)	590	5.6
Jeff <b>WILLERTON</b> Independent (IND)	124	1.2

### Total Valid Ballots Counted

• Total Names on Voters List**	30,538
• Total Valid Ballots Counted	10,538
• Total Ballots Rejected and Declined	16
• Total Ballots Cast	10,554
• Percent Voter Turnout	34.6%

\*\*This represents the total number of names on the Voters List at the close of polls on voting day. It includes electors who were added during the target enumeration, the revision period and those who registered on voting day.

**Electoral Division of Calgary-Elbow  
Statement of Official Results - June 12, 2007 By-election**

Poll Number	Name of Poll	Names on List	BROWN	CHEFFINS	GREYDANUS	GROVER	HENINGER	READ	WILLERTON	V	S	D	R	% Voter Turnout
			AL NDP	CRAIG LIB	JANE AA	TREVOR SC	BRIAN PC	GEORGE AG	JEFF IND					
1	ERLTON	552	1	43	1	0	35	1	1	82	0	0	1	15.9
2	ERLTON	577	3	59	5	0	29	12	2	110	0	0	0	19.1
3	ROXBORO	301	0	56	5	1	50	4	1	117	0	0	0	38.9
4	RIDEAU PARK	553	1	94	1	1	81	8	3	189	0	0	0	34.2
5	GLENCOE	539	1	114	5	2	87	12	2	223	0	0	0	41.4
6	ELBOW PARK	563	0	125	4	0	70	6	5	210	0	0	0	37.3
7	ELBOW PARK	543	2	153	6	1	91	8	3	264	1	0	0	48.6
8	ELBOW PARK	452	2	103	5	6	63	7	2	188	0	0	0	41.6
9	RIDEAU PARK	573	3	98	2	0	32	8	2	145	0	0	0	25.3
10	STANLEY PARK	525	2	44	1	0	21	9	4	81	0	0	0	15.4
11	ELBOYA	399	0	68	2	2	67	14	0	153	0	0	0	38.3
12	RIVERDALE PARK	303	2	59	7	0	62	5	0	135	0	0	0	44.6
13	BRITANNIA	553	3	116	8	1	91	23	2	244	0	0	0	44.1
14	STANLEY PARK	441	7	55	14	2	64	15	3	160	0	0	0	36.3
15	STANLEY PARK	441	2	29	0	1	22	5	0	59	0	0	0	13.4
16	WINDSOR PARK	411	6	51	5	3	59	3	1	128	0	0	0	31.1
17	WINDSOR PARK	587	7	54	8	7	52	18	1	147	0	0	0	25.0
18	WINDSOR PARK	377	7	28	2	3	28	3	2	73	0	0	0	19.4
19	CHINOOK	733	4	30	9	0	34	5	1	83	0	0	0	11.3
20	CHINOOK	641	13	30	6	3	23	2	3	80	0	0	0	12.5
21	CHINOOK	661	14	25	4	3	28	5	1	80	0	0	0	12.1
22	MEADOWLARK PARK	473	5	70	21	5	71	16	1	189	0	0	0	40.0
23	BEL-AIRE	350	3	28	6	3	85	7	1	133	0	0	0	38.0
24	MAYFAIR	361	0	45	4	1	104	8	5	167	0	1	0	47.3
25	KELVIN GROVE	656	11	19	1	1	11	1	2	46	2	0	0	7.0
26	KELVIN GROVE	532	0	76	5	0	75	16	1	173	5	0	0	32.5
27	CHINOOK PARK	562	0	90	2	2	87	17	1	199	0	0	0	35.4
28	CHINOOK PARK	447	1	74	3	0	53	10	3	144	0	0	0	32.2
29	CHINOOK PARK	478	6	98	6	1	71	12	1	195	0	0	2	42.8
30	EAGLE RIDGE	481	0	87	8	0	98	6	1	200	0	0	0	41.6
31	LINCOLN PARK	405	3	45	7	2	36	5	1	99	0	0	0	24.4
32	LINCOLN PARK	422	3	53	3	4	47	5	3	118	0	0	0	28.0
33	LINCOLN PARK	552	4	72	7	9	62	24	7	185	0	0	0	33.5
34	LAKEVIEW	451	1	109	11	4	86	12	2	225	0	0	0	49.9
35	LAKEVIEW	357	1	120	9	1	62	9	1	203	1	0	0	56.9
36	LAKEVIEW	416	1	139	6	2	83	9	0	240	0	0	0	57.7
37	LAKEVIEW	506	5	121	9	2	65	12	1	215	1	0	0	42.5
38	LAKEVIEW	419	1	121	14	4	56	8	1	205	0	0	0	48.9
39	LAKEVIEW	375	2	88	2	2	42	10	1	147	0	0	0	39.2
40	LAKEVIEW	396	1	109	17	0	53	8	2	190	2	0	0	48.0
41	LAKEVIEW	392	3	60	4	0	61	4	2	134	0	0	0	34.2
42	LAKEVIEW	391	2	119	8	1	65	5	2	202	0	0	0	51.7
43	LAKEVIEW	430	1	144	8	1	51	6	4	215	0	0	0	50.0
44	LAKEVIEW	385	0	123	7	2	72	4	0	208	0	0	0	54.0
45	LAKEVIEW	487	2	58	4	0	41	8	0	113	0	0	0	23.2
46	GLAMORGAN	521	9	45	4	3	55	10	2	128	0	0	0	24.6
47	GLAMORGAN	534	4	74	16	3	77	8	2	184	0	0	0	34.5
48	GLAMORGAN	462	9	73	9	4	92	12	3	202	1	0	0	43.7
49	GLAMORGAN	368	3	31	6	4	57	11	2	114	1	0	0	31.0
50	GLAMORGAN	405	2	72	9	5	50	11	3	152	1	0	0	37.5
51	GLAMORGAN	468	17	41	4	6	41	10	0	119	0	0	0	25.4
52	GLAMORGAN	413	16	57	10	2	66	11	5	167	0	0	0	40.4
53	GLAMORGAN	475	16	46	6	2	68	4	1	143	1	0	0	30.1
54	GLAMORGAN	342	10	56	6	1	26	7	1	107	1	0	0	31.3
55	GLAMORGAN	396	5	20	1	0	33	3	2	64	1	0	0	16.2
56	GLAMORGAN	500	8	12	5	2	6	1	1	35	0	0	0	7.0
57	RICHMOND PARK	416	12	62	5	3	65	13	4	164	0	0	0	39.4
58	RICHMOND PARK	473	4	67	11	1	27	9	3	122	0	0	0	25.8
59	RUTLAND	521	17	64	4	14	62	19	2	182	1	0	0	34.9
60	SARCEE	516	16	65	11	18	58	14	0	182	1	0	0	35.3

**Electoral Division of Calgary-Elbow  
Statement of Official Results - June 12, 2007 By-election**

Poll Number	Name of Poll	Names on List	BROWN	CHEFFINS	GREYDANUS	GROVER	HENINGER	READ	WILLERTON	V	S	D	R	% Voter Turnout
			AL NDP	CRAIG LIB	JANE AA	TREVOR SC	BRIAN PC	GEORGE AG	JEFF IND					
61	LINCOLN	338	6	32	1	0	18	2	0	59	0	0	0	17.5
062/065	LINCOLN / CURRIE	537	4	32	13	0	37	4	1	91	0	0	1	17.9
063A	RICHARD	397	3	15	1	0	3	2	0	24	0	0	0	6.0
063B	RICHARD	370	3	9	0	0	12	2	1	27	0	0	0	7.3
064A	CURRIE	315	0	28	5	0	19	1	0	53	0	0	0	16.8
064B	CURRIE	322	0	20	1	0	24	0	0	45	0	0	0	14.0
66	ADVANCE	0	12	204	6	4	162	25	2	415	0	0	1	
67	MOBILE-1	0	3	4	1	1	6	0	0	15	0	0	0	
68	MOBILE-2	0	7	17	1	2	31	0	2	60	1	0	0	
69	MOBILE-3	0	6	32	10	5	74	4	1	132	2	0	0	
70	MOBILE-4	0	5	16	2	2	35	1	1	62	0	1	1	
71	MOBILE-5	0	1	26	8	2	72	3	1	113	0	0	0	
72	MOBILE-6	0	6	12	3	1	20	3	0	45	0	0	0	
73	MOBILE-7	0	2	17	4	5	22	1	1	52	0	1	0	
74	MOBILE-8	0	1	1	1	1	8	1	0	13	1	0	0	
75	MOBILE-9	0	3	8	0	0	25	1	1	38	0	0	0	
76	SPECIAL	0	2	63	3	1	62	2	0	133	1	0	7	
<b>Total</b>		<b>30,538</b>	<b>348</b>	<b>4,823</b>	<b>439</b>	<b>175</b>	<b>4,039</b>	<b>590</b>	<b>124</b>	<b>10,538</b>	<b>25</b>	<b>3</b>	<b>13</b>	<b>34.6</b>

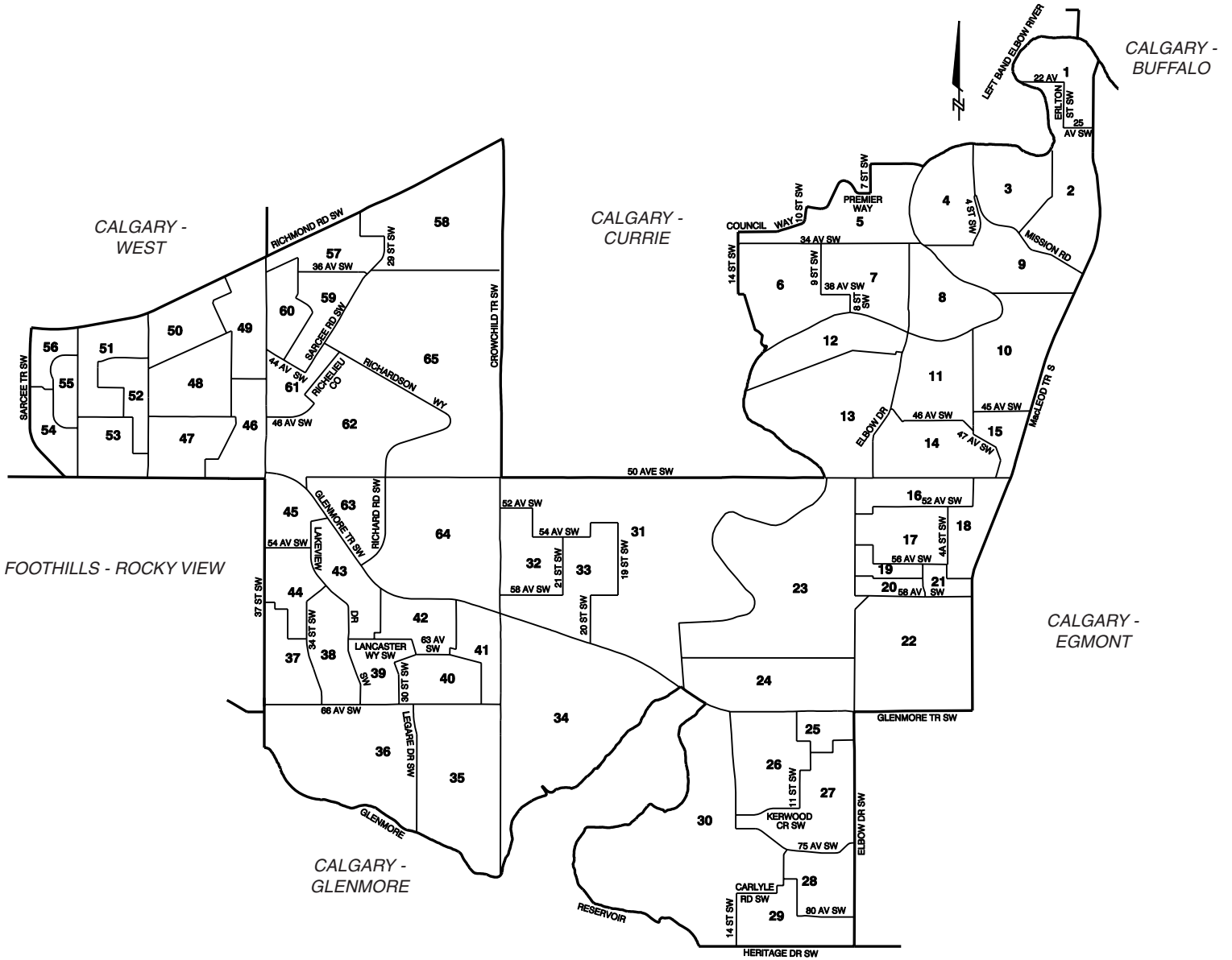
V = Valid Ballots

S = Spoiled Ballots

D = Declined Ballots

R = Rejected Ballots

# Electoral division of Calgary-Elbow



**Calgary-Elbow Target Enumeration and By-election Financial Summary**

<b>Target Enumeration Costs</b>	5,082.37
<b>Returning Office Operations</b>	
Staff Costs	23,471.86
Office Costs	4,864.92
Election Advertising	21,429.08
Printing Ballots	2,354.00
Telecommunications	803.58
Miscellaneous	180.68
<b>Polling Costs</b>	
Staff Costs	41,894.00
Polling Place Rentals	6,300.00
<b>Office of the Chief Electoral Officer</b>	
Support Staff	5,139.68
Materials and Supplies	26,385.96
<b>Total Costs</b>	<u><u>\$ 137,906.13</u></u>

## **Drumheller-Stettler Target Enumeration**

---

In accordance with Section 21(1) of the *Election Act*, the Chief Electoral Officer directed that information contained in the Register of Electors was to be updated in the areas of greatest need prior to the by-election. A target enumeration plan was developed to update the four polling subdivisions with the highest rates of growth and mobility.

The target enumeration commenced on May 8, with four enumerators visiting residences targeted by the Returning Officer. The target enumeration concluded on May 22, with 436 additions being made to the Register of Electors. This information was distributed to election officers for increased efficiency on voting day and to candidates, on request, to assist with campaigning.

There were 21,766 electors on the Voters List following the target enumeration process. The total cost to update the Register of Electors was \$4,871.27. A cost summary is presented on Page 20.

## **Drumheller-Stettler By-election**

---

By order of the Lieutenant Governor in Council, a Writ of Election dated May 15, 2007 was issued by the Chief Electoral Officer to the Returning Officer, Doreen Nixon, pursuant to Section 39 of the *Election Act*.

Seven candidates, each registered under the *Election Finances and Contributions Disclosure Act*, filed nomination papers with the Returning Officer. Advance Polls were held on June 7, 8 and 9, 2007 to accommodate voters who believed they would be unable to vote on voting day. There were 653 voters who were able to exercise their franchise by voting in advance at one of the five Advance Poll locations established.

In addition, 35 voters who were unable to vote at the Advance Poll or on voting day participated in the by-election by casting Special Ballots. Many of these voters were working or traveling outside of the electoral division for extended periods, and would have been disenfranchised without the availability of the Special Ballot option.

The Returning Officer announced the Official Results on June 22, 2007. Jack Hayden, representing the Progressive Conservative Party, was declared duly elected. The Writ of Election and the Returning Officer's Certificate and Return certifying Mr. Hayden's election were returned to the Chief Electoral Officer on June 22, 2007. No appeal for a judicial recount, or from any decision of the Returning Officer concerning any of the ballots, was applied for pursuant to Section 144 of the *Election Act*.

The Chief Electoral Officer arranged for the publication of the by-election return in the July 31, 2007 issue of the Alberta Gazette.



Half of a candidate's nomination deposit is reimbursed to the winning candidate and any other candidate who receives half the number of votes received by the winning candidate. One candidate received a refund of this portion of his nomination deposit.

The other half of the candidate's nomination deposit will be reimbursed to all candidates who file their financial statements by the statutory deadline of October 12, 2007. Reimbursements will be reported in the Thirty-first Annual Report of the Chief Electoral Officer.

Candidate's nomination deposits that are not refunded are forwarded to the Office of the Minister of Finance for deposit to the General Revenue fund.

An overview of results indicating the total votes obtained by each candidate and a statement of results by poll are presented on Pages 13 through 15. A map of the electoral division of Drumheller-Stettler is presented on Page 16.

The total cost of the by-election including the target enumeration was \$119,836.89. A summary is included on Page 20.

## **Drumheller-Stettler - Overview of Registrations**

---

An overview of voter registrations is presented below for the polling subdivisions in which target enumerations were conducted.

Polling Subdivision	Pre-Enumeration Voters List	Target Enumeration Registrations	Additions during Revisions Period	Voting Day Registrations	Voters List (on Voting Day)
26	541	84	0	9	634
37	461	80	1	10	552
47	524	90	4	22	640
52	626	182	2	9	819

A total of 730 voters registered to vote in Drumheller-Stettler by completing Oaths of Electors at the time of voting. This voting day registration accounted for 10% of ballots cast. Voting day registration is a good measure of the quality of the Voters List that has been compiled for use at the polls. This means that approximately 90% of the electors who attended the polls on voting day were already on the Voters List.

## Drumheller-Stettler - Overview of Results

---

Candidate Political Affiliation *(Elected)	Valid Ballots Received	Percentage of Valid Ballots
Richard <b>BOUGH</b> Alberta's NDP (NDP)	103	1.4
Larry <b>DAVIDSON</b> Alberta Social Credit (SC)	852	11.8
Tom <b>DOOLEY</b> Alberta Liberal Party (LIB)	993	13.7
Dave <b>FRANCE</b> Alberta Alliance Party (AA)	355	4.9
*Jack <b>HAYDEN</b> Progressive Conservative Party (PC)	4,180	57.6
John <b>REW</b> Independent (IND)	519	7.2
Jennifer <b>WIGMORE</b> Alberta Greens (AG)	249	3.4

### Total Valid Ballots Counted

• Total Names on Voters List**	22,509
• Total Valid Ballots Counted	7,251
• Total Ballots Rejected and Declined	16
• Total Ballots Cast	7,267
• Percent Voter Turnout	32.3%

\*\*This represents the total number of names on the Voters List at the close of polls on voting day. It includes electors who were added during the target enumeration, the revision period and those who registered on voting day.

**Electoral Division of Drumheller-Stettler**  
**Statement of Official Results - June 12, 2007 By-Election**

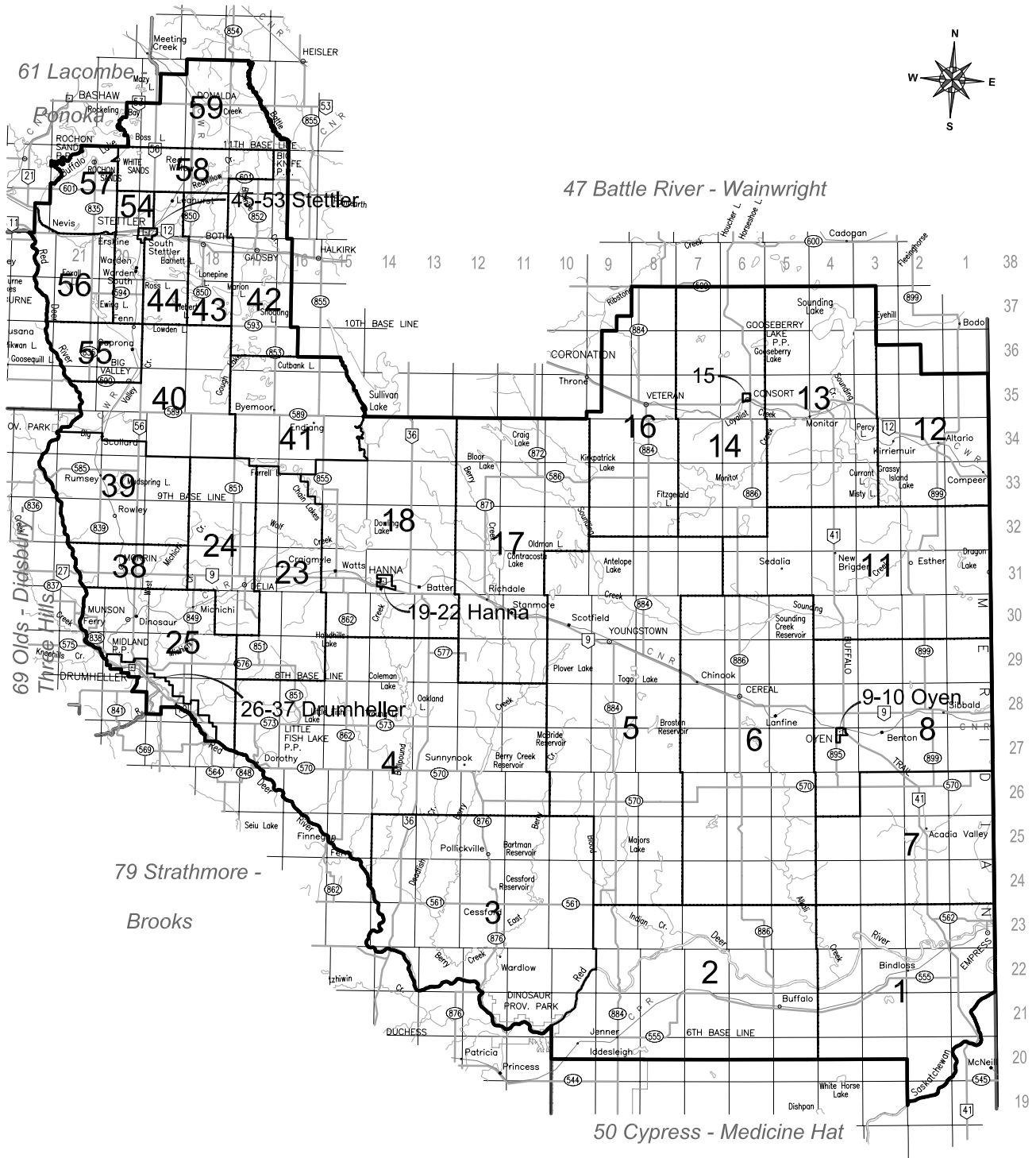
Poll Number	Name of Poll	Names on List	BOUGH RICHARD NDP	DAVIDSON LARRY SC	DOOLEY TOM LIB	FRANCE DAVE AA	HAYDEN JACK PC	REW JOHN IND	WIGMORE JENNIFER AG	V	S	D	R	% Voter Turnout
1	EMPRESS/BINDLOSS	252	1	12	0	0	26	0	2	41	0	0	0	16.3
2	BUFFALO-JENNER	153	1	0	1	0	21	1	1	25	0	0	0	16.3
3	CESSFORD	200	0	1	5	1	33	1	2	43	0	0	0	21.5
4	SUNNYNOOK	218	0	6	5	1	37	14	3	66	0	0	0	30.3
5	YOUNGSTOWN	304	0	10	10	6	72	8	6	112	0	0	1	37.2
6	CEREAL	354	2	12	3	4	58	5	1	85	0	0	0	24.0
7	ACADIA VALLEY	269	0	5	5	5	79	1	2	97	0	0	0	36.1
8	OYEN RURAL	247	2	6	3	4	23	7	1	46	0	0	0	18.6
9	OYEN WEST	368	0	27	5	6	59	0	1	98	0	0	0	26.6
10	OYEN EAST	335	0	15	8	3	70	4	4	104	0	0	0	31.0
11	NEW BRIGDEN	258	2	7	1	11	46	4	1	72	0	0	0	27.9
12	ALTARIO	188	2	2	3	4	21	1	1	34	0	0	0	18.1
13	MONITOR	227	1	4	3	2	17	4	3	34	0	0	0	15.0
14	CONSORT RURAL	241	0	7	0	3	36	3	2	51	0	0	0	21.2
15	CONSORT	468	3	12	8	5	57	0	3	88	0	0	0	18.8
16	VETERAN RURAL	393	1	6	10	6	59	2	7	91	0	0	0	23.2
17	SPONDIN-RICHDALE	147	0	0	0	2	27	7	0	36	0	0	0	24.5
18	HANNA RURAL	442	1	8	8	5	90	22	1	135	0	0	0	30.5
19	HANNA NORTH	453	1	7	11	5	81	21	2	128	0	0	0	28.3
20	HANNA EAST	467	2	23	5	6	72	19	6	133	0	0	0	28.5
21	HANNA CENTER	536	3	19	12	7	92	27	1	161	0	0	0	30.0
22	HANNA	525	3	18	4	2	96	24	5	152	1	0	0	29.0
23	CRAIGMYLE	366	2	3	2	5	80	66	2	160	0	0	0	43.7
24	DELIA	408	1	7	6	6	87	31	7	145	1	0	0	35.5
25	MUNSON	382	0	17	27	6	64	21	3	138	0	0	0	36.1
26	DRUMHELLER VALLEY EAST	634	4	53	68	3	41	15	12	196	1	0	0	30.9
27	GREENTREE	303	2	18	28	2	23	3	6	82	0	0	0	27.1
28	RIVERVIEW	646	1	28	75	20	76	9	9	218	0	0	1	33.9
29	DRUMHELLER CENTER	546	2	32	67	4	53	4	16	178	0	0	0	32.6
30	NORTH DRUMHELLER	357	2	9	36	8	37	3	5	100	0	0	0	28.0
31	DRUMHELLER WEST	448	4	22	41	2	32	5	10	116	1	0	0	25.9
32	DRUMHELLER BANKVIEW	454	2	15	28	2	42	5	4	98	0	0	0	21.6
33	DRUMHELLER HUNTINGTON	444	1	18	42	4	41	5	8	119	0	0	0	26.8
34	NEWCASTLE SOUTH	450	4	11	21	4	18	7	4	69	0	0	0	15.3
35	NEWCASTLE	406	2	13	40	5	32	11	4	107	0	0	0	26.4
36	NACMINE RURAL	330	1	12	34	6	28	3	6	90	0	0	0	27.3
37	MIDLANDVALE	552	3	12	66	8	56	10	8	163	0	0	0	29.5
38	MORRIN	326	2	25	13	8	72	10	2	132	0	0	0	40.5
39	RUMSEY	356	3	15	4	7	108	13	3	153	0	0	0	43.0
40	BIG VALLEY EAST	230	0	1	1	2	38	1	0	43	0	0	0	18.7
41	ENDIANG / BYEMOOR	255	0	1	4	3	153	9	0	170	0	0	0	66.7
42	GADSBY	282	1	3	3	3	68	4	2	84	0	0	0	29.8
43	BOTHA	341	0	9	4	1	74	4	5	97	0	0	0	28.4
44	SABINE	448	0	3	4	10	86	9	3	115	1	0	0	25.7
45	STETTLER	385	2	10	12	4	47	1	9	85	0	0	0	22.1
46	STETTLER	444	1	9	13	9	72	2	5	111	0	0	1	25.2
47	STETTLER	640	2	32	6	8	97	4	6	155	0	0	0	24.2
48	STETTLER	514	2	13	13	10	53	4	1	96	0	0	0	18.7
49	STETTLER	346	1	13	16	11	61	2	1	105	0	0	0	30.3
50	STETTLER	316	2	10	9	5	53	4	5	88	0	0	1	28.2
51	STETTLER	368	1	2	12	8	71	0	2	96	0	0	0	26.1
52	STETTLER	818	4	10	10	19	117	5	0	165	0	0	0	20.2
53	STETTLER	417	2	7	20	15	54	4	2	104	0	0	0	24.9
54	STETTLER WEST	378	0	9	6	6	94	5	6	126	0	0	0	33.3
55	BIG VALLEY	356	0	14	4	6	98	9	3	134	0	0	1	37.9
56	ERSKINE SOUTH	276	0	4	4	3	45	0	0	56	0	0	0	20.3
57	ERSKINE NORTH	522	5	13	10	5	118	10	6	167	0	0	0	32.0
58	RED WILLOW	385	1	7	8	3	58	4	3	84	0	0	0	21.8
59	DONALDA	335	0	15	4	4	75	2	4	104	0	0	0	31.0

**Electoral Division of Drumheller-Stettler**  
**Statement of Official Results - June 12, 2007 By-Election**

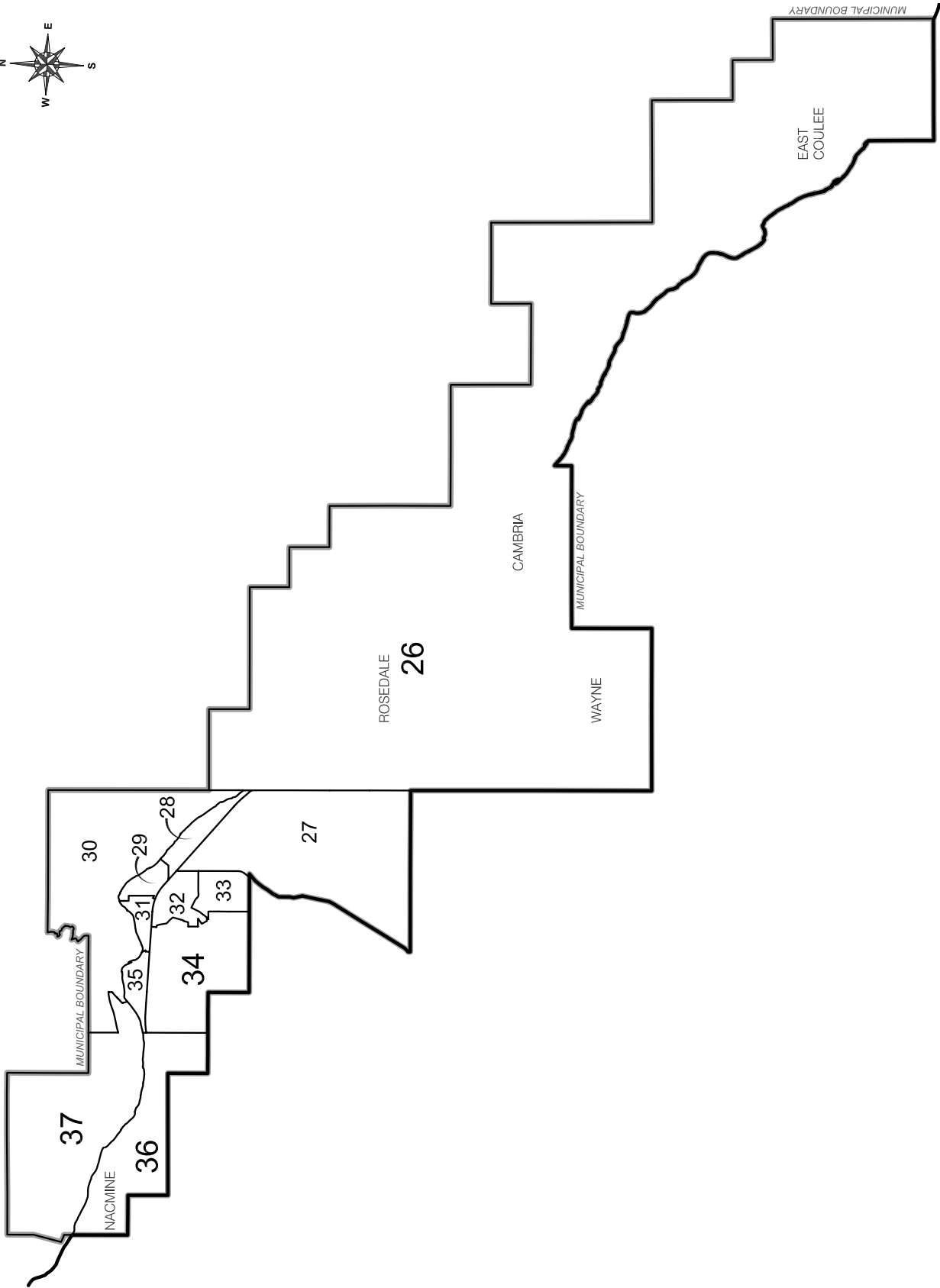
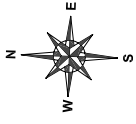
Poll Number	Name of Poll	Names on List	BOUGH RICHARD NDP	DAVIDSON LARRY SC	DOOLEY TOM LIB	FRANCE DAVE AA	HAYDEN JACK PC	REW JOHN IND	WIGMORE JENNIFER AG	V	S	D	R	% Voter Turnout
60	ADVANCE-CONSORT	0	0	3	0	3	16	0	1	23	0	0	0	
61	ADVANCE-STETTLER	0	8	25	9	3	135	2	3	185	0	0	0	
62	ADVANCE-DRUMHELLER	0	2	45	65	14	65	12	8	211	0	0	0	
63	ADVANCE-HANNA	0	0	11	11	8	81	16	4	131	0	0	0	
64	ADVANCE-OYEN	0	2	11	7	1	80	0	2	103	0	0	0	
65	MOBILE-DRUMHELLER	0	1	23	13	0	34	1	2	74	0	0	1	
66	MOBILE-STETTLER	0	4	1	0	0	42	1	1	49	0	0	4	
67	MOBILE-HANNA	0	0	10	3	2	20	3	0	38	0	2	0	
68	MOBILE-OYEN	0	0	8	2	0	25	2	1	38	0	0	1	
69	MOBILE-CONSORT	0	1	3	2	0	18	0	0	24	0	0	0	
70	MOBILE-STETTLER	0	0	6	3	1	47	2	0	59	0	0	1	
71	SPECIAL	0	0	4	7	0	23	1	0	35	0	0	2	
<b>Total</b>		<b>22,509</b>	<b>103</b>	<b>852</b>	<b>993</b>	<b>355</b>	<b>4,180</b>	<b>519</b>	<b>249</b>	<b>7,251</b>	<b>5</b>	<b>2</b>	<b>14</b>	<b>32.3</b>

V = Valid Ballots      S = Spoiled Ballots      D = Declined Ballots      R = Rejected Ballots

# Electoral division of Drumheller-Stettler

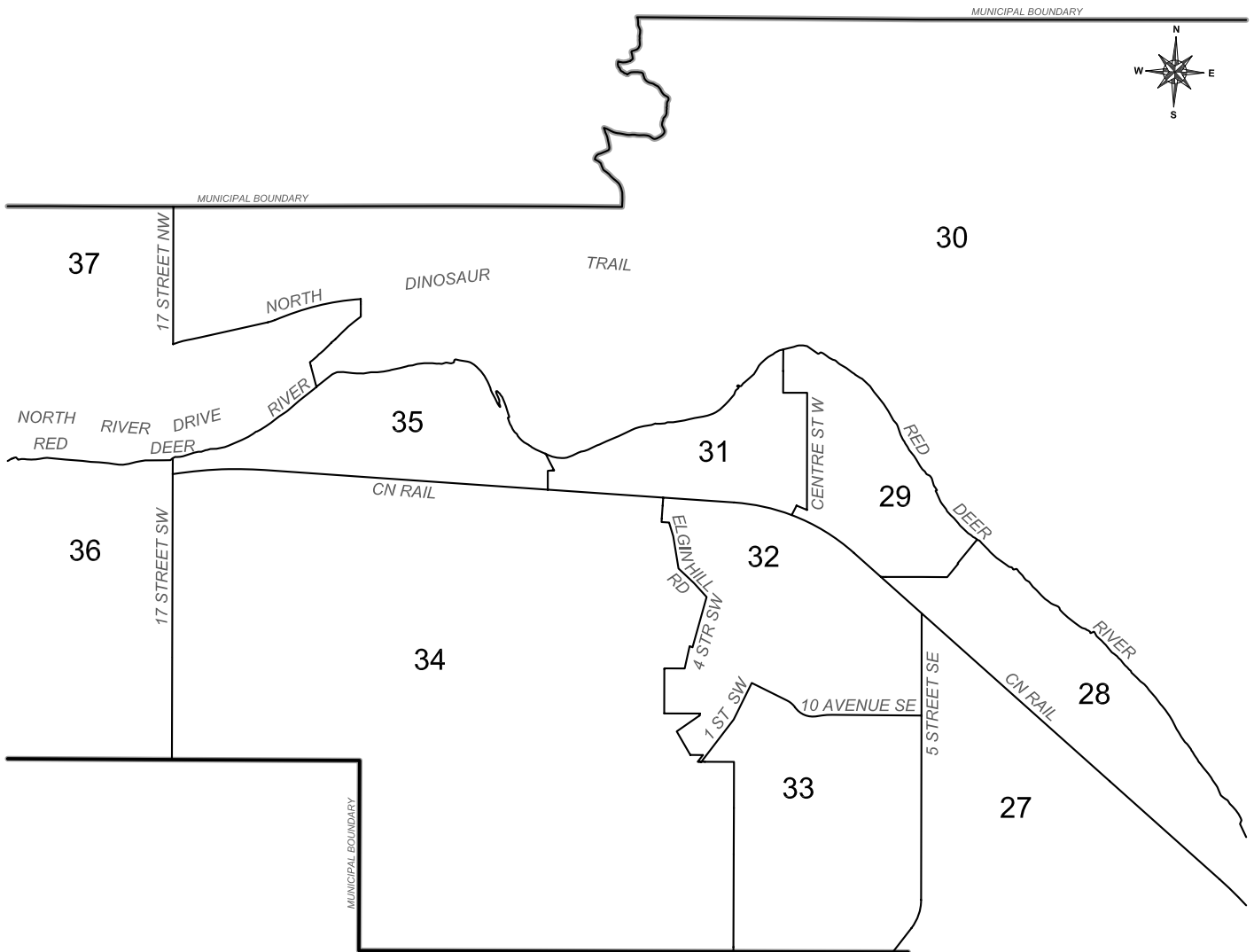


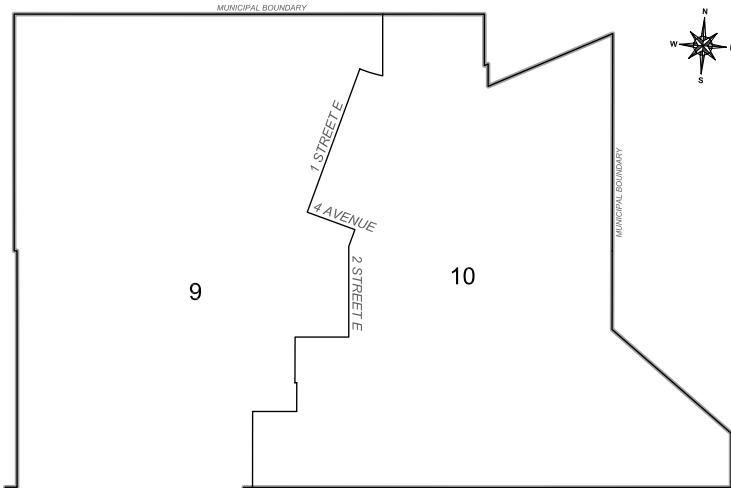
# Town of Drumheller



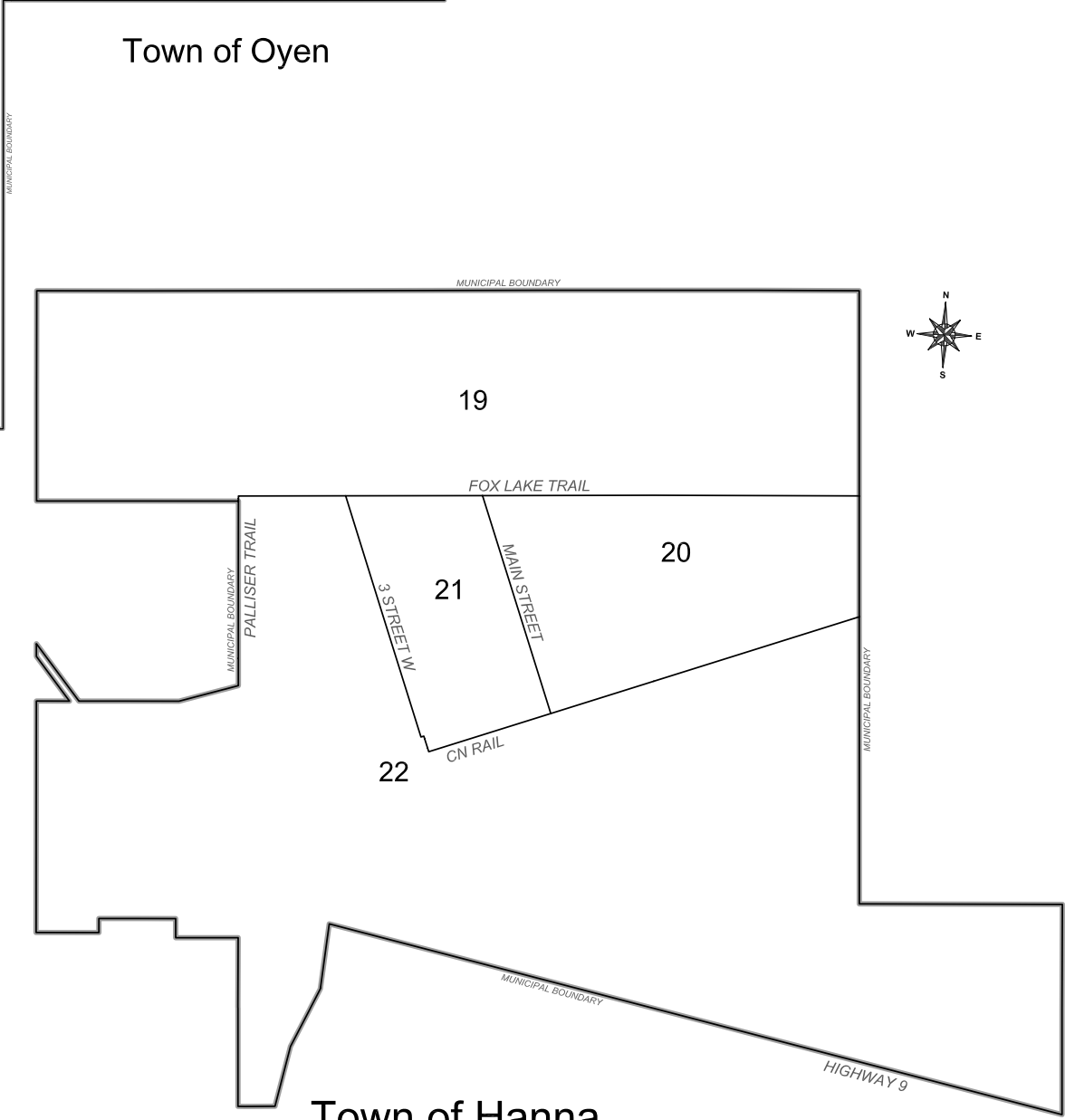
# Exploded view of Drumheller West

---





Town of Oyén



Town of Hanna



**Drumheller-Stettler Target Enumeration and By-election Financial Summary**

<b>Target Enumeration Costs</b>	4,871.27
<b>Returning Office Operations</b>	
Staff Costs	26,195.65
Office Costs	5,340.72
Election Advertising	4,516.02
Printing Ballots	2,365.00
Telecommunications	1,949.83
Miscellaneous	399.41
<b>Polling Costs</b>	
Staff Costs	40,828.74
Polling Place Rentals	4,336.00
<b>Office of the Chief Electoral Officer</b>	
Support Staff	3,555.73
Materials and Supplies	25,478.52
<b>Total Costs</b>	<u><u>\$ 119,836.89</u></u>

### Comparative Statistics - By-elections 1979-2007

By-Election Date	Electoral Division	Valid Ballots	Rejected/ Declined Ballots	Ballots Cast	Names on List	Voter Turnout
June 12, 2007	Calgary-Elbow	10,538	16	10,554	30,538	34.6%
June 12, 2007	Drumheller-Stettler	7,251	16	7,267	22,509	32.3%
April 8, 2002	Wainwright	6,552	12	6,564	19,563	33.6%
September 25, 2000	Red Deer-North	4,150	7	4,157	20,409	20.4%
June 12, 2000	Edmonton-Highlands	8,237	28	8,265	19,714	41.9%
June 17, 1996	Edmonton-McClung	9,406	10	9,416	23,094	40.8%
May 21, 1996	Redwater	8,680	20	8,700	19,130	45.5%
April 20, 1995	Calgary-McCall	5,720	17	5,737	20,514	28.0%
October 26, 1992	Three Hills	10,337	34	10,371	17,736	58.5%
July 21, 1992	Calgary-Buffalo	8,602	47	8,649	26,029	33.2%
March 5, 1992	Little Bow	5,585	18	5,603	9,158	61.2%
December 17, 1990	Edmonton-Strathcona	9,339	24	9,363	19,252	48.6%
May 9, 1989	Stettler	7,789	15	7,804	11,618	67.2%
November 23, 1987	Chinook	5,441	9	5,450	10,149	53.7%
December 11, 1985	Edmonton-Whitemud	9,900	10	9,910	30,082	32.9%
February 21, 1985	Spirit-River-Fairview	6,839	11	6,850	10,545	65.0%
February 17, 1982	Olds-Didsbury	9,523	10	9,533	13,798	69.1%
November 21, 1979	Barrhead	6,342	29	6,371	11,409	55.8%





