

elections.ab.ca

**The Report of the
Chief Electoral Officer
on the
Senate Nominee Election
Monday, April 23, 2012**



chief electoral office

Suite 100
11510 Kingsway NW
Edmonton, Alberta
Canada T5G 2Y5

Tel | 780.427.7191
Fax | 780.422.2900

info@elections.ab.ca

November 1, 2012

Mr. David H. Xiao, Chairman
Standing Committee on Legislative Offices
Legislature Annex
Edmonton, Alberta
T5K 1E4

Dear Mr. Xiao:

I have the privilege to submit to you the Report of the Chief Electoral Officer on the Senate Nominee Election, which was held on Monday, April 23, 2012.

This report is submitted in accordance with section 4(5) of the *Election Act* and includes an overview of the Senate Nominee Election and a detailed breakdown of results. A summary of election expenses is included.

Should you require any additional information, I would be pleased to respond.

Sincerely,

A handwritten signature in black ink, appearing to read "O. Brian Fjeldheim".

O. Brian Fjeldheim
Chief Electoral Officer

TABLE OF CONTENTS


Remarks of the Chief Electoral Officer	1
Overview	2
Election Calendar	2
Eligibility of Candidates	3
Registration of Candidates	3
Advertising	3
Elector Information	4
Voting Options	4
Special Ballot Polls	4
Advance Polls	5
Mobile Polls	5
Election Training	5
Ballots	5
Election Night Results	6
Official Results	6
Summary of Results	7
Points of Interest	7
Campaign Period Financial Statements	8
2012 Senate Nominee Election Cost Summary	8
Cost Per Voter Breakdown and Comparison	8
Statements of Official Results	9
Summary of Results of the Election Under the <i>Senatorial Selection Act</i>	
Monday, April 23, 2012	10
Monday, November 22, 2004	11
Monday, October 19, 1998	12
Monday, October 16, 1989	12
Tabulation of Official Results	13
List of Returning Officers	15
Maps	
Calgary	17
Edmonton	18
Fort McMurray	19
Grande Prairie	20
Lethbridge	21
Medicine Hat	22
Red Deer	23
St. Albert	24
Sherwood Park	25
Alberta (foldout map)	26
Statements of Official Results CD	inside front cover

Remarks of the Chief Electoral Officer

The conduct of the Senate Nominee Election in conjunction with the Provincial General Election was a welcome challenge.

Conducting two parallel elections on one day is a complex undertaking. Appropriate resources, forms and training packages had to be created and distributed across the province. Election administrators had to be prepared to answer questions related to both events in a clear, concise manner. Election administrators also had the daunting task of counting ballots and reporting results for the two events. The accurate, timely count of two sets of ballots was identified by election officers as the biggest challenge related to the 2012 elections.

The successful administration of the event is a tribute to the many individuals involved as returning officers, election officers, candidates, campaign workers and volunteers.

A handwritten signature in black ink, consisting of several loops and a long horizontal stroke extending to the right.

O. Brian Fjeldheim
Chief Electoral Officer

Overview

The April 23, 2012 Senate Nominee Election was conducted under the authority of the *Senatorial Selection Act (the Act)*, as amended in April 2010. Section 3 of the *Act* directs that:

The Government of Alberta shall submit the names of the Senate nominees to the Queen's Privy Council for Canada as persons who may be summoned to the Senate of Canada for the purpose of filling vacancies relating to Alberta.

The *Act* directs that an election may be held:

- in conjunction with a provincial general election under the *Election Act*,
- separately on a date provided for in the order, or
- in conjunction with the municipal general election under the *Local Authorities Election Act*.

The election was held in conjunction with a provincial general election for the second time. Order in Council 151/2012 dated March 26, 2012 directed that an election of three persons under the *Senatorial Selection Act* was to be conducted. The Order in Council directed that the timeline would follow the key dates established for the Provincial General Election.

Election Calendar

Monday, March 26, 2012	Issuance of the Writ of Election to the Chief Electoral Officer
Monday, March 26, 2012	Issuance of the Proclamation by the Chief Electoral Officer
Monday, March 26, 2012	Issuance of Writs of Election for the Provincial General Election
Saturday, March 31, 2012	First day for electors to be added to the List of Electors in the returning officers' offices
Monday, April 9, 2012 at 2:00 PM	Last opportunity for candidates to file nomination papers with the Chief Electoral Officer
Saturday, April 14, 2012 at 4:00 PM	Last opportunity for electors to be added to the List of Electors in the returning officers' offices
Thursday, April 19, 2012	First day to vote in the advance polls (9:00 AM to 8:00 PM)
Friday, April 20, 2012	Second day to vote in the advance polls (9:00 AM to 8:00 PM)
Saturday, April 21, 2012	Final day to vote in the advance polls (9:00 AM to 8:00 PM)
Monday, April 23, 2012 POLLING DAY	Polls open from 9:00 AM to 8:00 PM; unofficial results web-posted
Friday, April 27, 2012	Official results of the Senate Nominee Election submitted to the Chief Electoral Officer by the returning officers in the 87 electoral divisions
Thursday, May 3, 2012	Provincial tabulation of official results announced by the Chief Electoral Officer

Eligibility of Candidates

Candidates had to meet the following qualifications in accordance with the *Constitution Act, 1867*. Each had to be:

- at least 30 years of age,
- a Canadian citizen,
- owner of \$4,000 in real property in Alberta, and
- resident in Alberta.

Candidates also had to meet the following qualifications in accordance with the *Senatorial Selection Act*:

- ordinarily resident in Alberta for at least six months immediately preceding polling day,
- could not be sitting members of the House of Commons, Senate of Canada or Alberta Legislative Assembly,
- could not be candidates in the April 23, 2012 Provincial General Election, and
- could not be prohibited from participation by sections 56(c.2), 57, 58, 178 or 181 of the *Election Act*.

Registration of Candidates

Thirteen prospective candidates filed registration papers under the *Election Finances and Contributions Disclosure Act*. Upon registration, candidates were eligible to accept contributions and use funds for the purpose of campaigning.

Thirteen candidates filed nomination papers with the Chief Electoral Officer by the close of nominations at 2:00 p.m. on April 9, 2012. Each of the candidates collected a minimum of 1,500 electors' signatures supporting their nomination and provided a \$4,000 nomination deposit.

Advertising

The Proclamation was advertised in nine daily newspapers and 103 weekly newspapers throughout the province, following its issuance on March 26, 2012. All advertisements combined information for both the Senate Nominee Election and the Provincial General Election.

In accordance with legislation, maps of each electoral division were advertised on two occasions in newspapers of general circulation during the election period. The first advertisement appeared in the first ten days of the election period. The advertisement included Proclamation information, returning officers' office hours and contact information, qualifications for Special Ballot voters and information regarding the availability of level access in the returning officers' offices and advance polling places.

The second advertisement appeared prior to the conduct of the advance polls, and included information on regular, advance and Special Ballot polls, along with the polling place locations and maps.

Elector Information

Candidates' nominations closed at 2:00 p.m. on Monday, April 9, 2012, in accordance with section 9 of the *Senatorial Selection Act*, and a listing of candidates was available on the Elections Alberta website (the website) later that day.

Elections Alberta's website provided answers to commonly asked questions regarding polling place locations, eligibility criteria and availability of voter assistance. Electors were also able to confirm their inclusion on the List of Electors after entering the personal information necessary to confirm their identity and prohibit information gathering by unauthorized sources.

At the close of polls on polling day, electors were able to obtain unofficial results from the website as that information was entered by returning officers. The portion of the website containing poll by poll results, and aggregate results for the province, was visited just under 470,000 times after the polls closed on polling day.

Voting Options

In accordance with section 31 of the *Senatorial Selection Act*, electors had the same range of voting opportunities as for the Provincial General Election. Provincial returning officers (presented on pages 15 and 16), along with the staff hired to manage the Provincial General Election, facilitated the Senate Nominee Election vote. The election process and voting options were the same for both events.

Special Ballot Polls

Eligible electors were able to vote by Special Ballot throughout the election period. This is a favoured option of electors who are physically incapacitated, and for those who travel, work or attend an educational institution outside of their own electoral division for extended periods. Upon the elector's request to the returning officer, electors were provided with a Special Ballot on which they were asked to record the names of up to three candidates of their choice. The Special Ballot packages had to be returned to the appropriate returning officers by the close of polls on polling day in order to be counted.

22,124 valid votes were cast at 87 Special Ballot polls across the province.

Advance Polls

Advance polls were conducted on April 19, 20 and 21 from 9:00 a.m. to 8:00 p.m. Many were held in the offices of the returning officers; up to six advance poll locations were established in electoral divisions covering large geographic areas to ensure elector convenience. Advance polls were available to all electors.

369,663 valid votes were cast at 222 advance polls.

Mobile Polls

Treatment centres and supportive living facilities with ten or more inpatient or resident electors were provided with a mobile poll on polling day, where consultation between returning officers and facility staff deemed the service to be appropriate.

Advance notification was provided to advise eligible electors of the time that the mobile poll was to be held. Mobile polls were conducted in fixed locations, or by going bed-to-bed, or by using both methods, to best meet electors' needs.

30,079 valid votes were cast at 552 mobile poll locations.

Election Training

Returning officers trained approximately 9,500 electors to staff the polls on polling day. Those election officers were provided with standardized training to manage the Senate Nominee Election and the Provincial General Election.

Deputy returning officers trained approximately 6,200 electors to serve as poll clerks, as part of a staff complement of almost 17,000 front-line election officers trained and deployed to serve Albertans across the province.

Election officers were responsible for two sets of ballots. In addition, they advised electors on how to mark the ballot for each election and answered questions that arose.

Ballots

3,220,000 ballots were prepared for distribution to 87 returning officers prior to the conduct of the advance polls. Written instructions on the ballot directed electors to select up to three Senate Nominee Election candidates by marking an "x" next to the candidate(s) of their choice.

These instructions were supplemented by the posters displayed in each polling place, which directed electors on how to vote. Translation sheets provided the same instructions in 14 different languages.

Election Night Results

At the close of polls, election officers conducted the unofficial count of all Senate Nominee Election ballots following the Provincial General Election ballot count. Counting the votes for the Senate Nominee Election was particularly time-consuming, since each valid ballot could contain up to three votes. In a polling subdivision of 450 electors, a deputy returning officer and poll clerk had a huge task, with a potential for counting up to 1,800 votes in total, for the two events.

Unofficial results for both events were communicated to returning officers by telephone and were made available in the returning officers' offices. Staff in returning officers' offices data entered the unofficial results as they arrived and posted that information to the website. Interested parties were able to view poll-by-poll results, as well as results aggregated for the entire province, as they were posted.

Official Results

Returning officers were required to count all ballots cast in the Senate Nominee Election and transmit results to the Chief Electoral Officer within four days of the election. This was an extremely time-consuming process due to the potential for multiple votes on each ballot and the large volume of ballots.

It became apparent that the official count could not be completed by the statutory deadline of Friday, April 27, 2012 in all electoral divisions. The Chief Electoral Officer invoked the emergency powers prescribed by section 4(3) of the *Election Act* to extend the deadline for completion of the official count, where needed. Official results for all 87 electoral divisions were transmitted to the Chief Electoral Officer by Monday, April 30, 2012.

The Chief Electoral Officer prepared a Tabulation of Official Results by consolidating the results received from all returning officers. The Chief Electoral Officer announced the official results on Thursday, May 3, 2012 and declared the three candidates with the most votes elected.

The term of a Senate nominee commences on the day the person is declared elected under *the Act* and expires on the day the writ is issued under section 5(1)(b) of the *Senatorial Selection Act*.

Summary of Results

*Doug BLACK , Progressive Conservative Party	427,745
Len BRACKO, Independent	141,830
Perry CHAHAL, Independent	65,164
William EXELBY, Independent	81,476
David FLETCHER, Independent	114,940
Paul FRANK, Independent	93,586
Raymond GERMAIN, Wildrose	299,800
Rob GREGORY, Wildrose	300,883
Elizabeth JOHANNSON, Evergreen Party of Alberta	149,844
Vitor MARCIANO, Wildrose	246,787
*Mike SHAIKH , Progressive Conservative Party	309,587
*Scott TANNAS , Progressive Conservative Party	351,761
Ian URQUHART, Independent	107,397
TOTAL	2,690,800

***Elected**

The *Senatorial Selection Act* directs that the candidate's nomination deposit is to be returned for each winning candidate and for each candidate who receives half of the total number of votes obtained by the candidate elected with the least number of votes. Nomination deposits of \$4,000 were returned to six of the candidates whose names appeared on the ballot.

Three political parties endorsed the nomination of candidates in this Senate Nominee Election.

Points of Interest

Electors cast 1,287,080 ballots in the election conducted under the *Senatorial Selection Act*, representing a voter turnout of 53.9%. In comparison, the voter turnout for the Provincial General Election was 54.4%. This slight variance occurred because electors did not wish to receive ballots for both elections in all cases. Election officers had been instructed to confirm that the elector wished to decline to cast a ballot in one or both elections, in this situation. Declined ballots were to be marked appropriately, maintained separately from the other ballots and recorded as declined for counting purposes. This did not always occur. Since some electors received only one ballot, the official results indicated that a small percentage of electors participated in only one election when voter turnout was calculated.

The 1,098,021 valid ballots cast contained 2,690,800 valid votes. On average, electors selected two candidates on each valid ballot.

Campaign Period Financial Statements

The filing deadline for Candidates' Campaign Period Financial Statements was Thursday, August 23, 2012; four months after polling day.

All thirteen candidates were required to file Campaign Period Financial Statements, in accordance with section 43(2) of the *Election Finances and Contributions Disclosure Act*.

Political parties were required to file Campaign Period Financial Statements by Tuesday, October 23, 2012; six months after polling day.

Copies of all financial statements received by Elections Alberta are available on the website and in the Public Files maintained at the Office of the Chief Electoral Officer.

2012 Senate Nominee Election Cost Summary

Senate Nominee Election Fees and Associated Costs **\$ 1,697,222**

Office of the Chief Electoral Officer:

Advertising	\$ 311,808
Freight and Postage	4,013
Printing Services	121,196

Total Office of the Chief Electoral Officer Costs **437,017**

Total Event Expenses	\$ 2,134,239
-----------------------------	---------------------

Cost Per Voter Breakdown and Comparison

	1989	1998	2004	2012
Total cost of Senate Nominee Election	\$ 2,814,876	\$ 3,541,582	\$ 1,634,244	\$ 2,134,239
Names on the List of Electors on polling day	N/A	N/A	2,001,287	2,447,369
Average cost per name on the List of Electors	N/A	N/A	\$ 0.82	\$ 0.87

Cost efficiencies were achieved by holding the 2012 Senate Nominee Election in conjunction with the 2012 Provincial General Election. The 2004 Senate Nominee Election was held in conjunction with the 2004 Provincial General Election. Both the 1998 and 1989 Senate Nominee Elections were conducted in conjunction with Municipal Elections. Comparable costs for the previous Senate Nominee Elections are stated above.

Statements of Official Results

A CD has been provided with the poll-by-poll results which have been taken directly from the Statements of Official Results completed by returning officers in the 87 electoral divisions across the province.

Poll-by-poll results include the number of valid votes cast for each candidate, along with the number of spoiled, declined and rejected ballots.

- Valid ballots are those that are clearly marked for one, two, or three candidates in accordance with section 111 of the *Election Act*. A valid ballot may contain up to three valid votes.
- Rejected ballots are those not counted because the elector's intent was unclear, or because no candidates or more than three candidates were selected, or because readily identifying marks were added.
- A spoiled ballot is one that was marked incorrectly by an elector, who then obtained a replacement ballot from the deputy returning officer. Spoiled ballots are not placed in the ballot box for counting.
- A declined ballot is one that was returned by an elector, who chose not to vote for any candidate listed on the ballot. Declined ballots are not placed in the ballot box for counting.

Poll-by-poll results display the number of eligible electors, including all electors who were on the January 2012 List of Electors, those who were added during the revision period, and those who were added by completing a Declaration of Elector on polling day. The percentage of voter turnout is calculated based on the total number of eligible electors at the close of polls on polling day.

Maps are available in electronic format at www.elections.ab.ca .

Summary of Results of the Election Under the *Senatorial Selection Act*

Monday, April 23, 2012

Candidate, Registered Political Party or Independent	Votes	Percentage of Vote
*Doug BLACK , Progressive Conservative Party	427,745	15.90
Len BRACKO, Independent	141,830	5.27
Perry CHAHAL, Independent	65,164	2.42
William EXELBY, Independent	81,476	3.03
David FLETCHER, Independent	114,940	4.27
Paul FRANK, Independent	93,586	3.48
Raymond GERMAIN, Wildrose	299,800	11.14
Rob GREGORY, Wildrose	300,883	11.18
Elizabeth JOHANNSON, Evergreen Party of Alberta	149,844	5.57
Vitor MARCIANO, Wildrose	246,787	9.17
*Mike SHAIKH , Progressive Conservative Party	309,587	11.51
*Scott TANNAS , Progressive Conservative Party	351,761	13.07
Ian URQUHART, Independent	107,397	3.99
TOTAL	2,690,800	

***Elected**

Note: Conducted in conjunction with the Provincial General Election under the *Election Act* where three candidates were to be selected.

Due to rounding of the percentage of vote, the total may not equal 100%.

Summary of Results of the Election Under the *Senatorial Selection Act*

Monday, November 22, 2004

Candidate, Registered Political Party or Independent	Votes	Percentage of Vote
* Cliff BREITKREUZ , Progressive Conservative Party	241,306	11.09
* Bert BROWN , Progressive Conservative Party	312,041	14.34
* Link BYFIELD , Independent	238,751	10.97
Vance GOUGH, Alberta Alliance	167,770	7.71
Gary HORAN, Alberta Alliance	156,175	7.18
Michael ROTH, Alberta Alliance	176,339	8.10
Jim SILYE, Progressive Conservative Party	217,857	10.01
Tom SINDLINGER, Independent	161,082	7.40
* Betty UNGER , Progressive Conservative Party	311,964	14.33
David USHERWOOD, Progressive Conservative Party	193,056	8.87
TOTAL	2,176,341	

*Elected

Note: Conducted in conjunction with the Provincial General Election under the *Election Act* where four candidates were to be selected.

Due to rounding of the percentage of vote, the total may not equal 100%.

Summary of Results of Election Under the *Senatorial Selection Act*

Monday, October 19, 1998

Candidate, Registered Political Party or Independent	Votes	Percentage of Vote
*Bert BROWN , Reform Party of Alberta	332,766	37.32
Guy DESROSIERS, Independent	148,851	16.70
Vance GOUGH, Independent	135,840	15.24
*Ted MORTON , Reform Party of Alberta	274,126	30.75
TOTAL	891,583	

***Elected**

Note: Conducted in conjunction with Municipal Elections under the *Local Authorities Election Act* where two candidates were to be selected.

Due to rounding of the percentage of vote, the total may not equal 100%.

Monday, October 16, 1989

Candidate, Registered Political Party or Independent	Votes	Percentage of Vote
Bert BROWN, Progressive Conservative Association of Alberta	127,638	20.53
Bill CODE, Alberta Liberal Party	139,809	22.49
Ken PAPROSKI, Independent	30,849	4.96
Tom SINDLINGER, Independent	25,491	4.10
Gladys TAYLOR, Independent	38,534	6.20
*Stan WATERS , Reform Party of Alberta	259,292	41.71
TOTAL	621,613	

***Elected**

Note: Conducted in conjunction with Municipal Elections under the *Local Authorities Election Act* where one candidate was to be selected.

Due to rounding of the percentage of vote, the total may not equal 100%.



Senate Nominee Election Tabulation of Official Results

Senatorial Selection Act
(Section 21)
CEO-SSA-11-08

Respecting votes polled and ballots used at the polls for the Province of Alberta
at the election held on 23rd day of April, 2012.

Official Results - Provincial																							
ED	Electoral Division	Total Number of Names on List of Electors (number of names in the poll book + additions to the list + polling day declarations)	Name, political party/independent and number of votes cast for EACH candidate in the order that they appeared on the ballot.												Number of Votes Cast (total of columns A - M)	Number of Valid Ballots (from Statement of Poll)	Number of Spoiled Ballots (ballots spoiled by electors and returned to DRO)	Number of Declined Ballots (ballots returned to DRO by electors who declined to vote)	Number of Ballots Not Used (unused ballots returned to RO)	Number of Rejected Ballots (ballots deposited in ballot box but not counted as valid)	Number of Ballots Removed from Polling Place	Number of Ballots Sent to Each Poll (total of columns 3, 4, 5, 6, 7 & 8)	
			DOUG BLACK PC	LEN BRACKO IND	PERRY CHAHAL IND	WILLIAM EXELBY IND	DAVID FLETCHER IND	PAUL FRANK IND	RAYMOND GERMAIN WAP	ROB GREGORY WAP	ELIZABETH JOHANNSSON EPA	VITOR MARCIANO WAP	MIKE SHAIKH PC	SCOTT TANNAS PC									IAN URQUHART IND
		1	A	B	C	D	E	F	G	H	I	J	K	L	M	2	3	4	5	6	7	8	9
1	DUNVEGAN-CENTRAL PEACE-NOTLEY	15,067	2,614	632	281	487	773	503	2,280	2,199	709	1,785	1,747	2,121	428	16,559	6,369	25	744	8,883	480	0	16,501
2	LESSER SLAVE LAKE	18,723	1,903	445	276	339	399	392	1,777	1,730	685	1,416	1,407	1,570	312	12,651	5,412	42	557	18,105	184	0	24,300
3	CALGARY-ACADIA	26,675	5,680	1,737	571	786	1,190	1,097	4,007	4,261	1,614	3,329	3,603	4,067	1,254	33,196	13,078	20	855	13,570	1,172	2	28,697
4	CALGARY-BOW	26,401	5,369	1,898	611	749	1,063	1,080	3,643	3,926	1,820	3,017	3,815	3,940	1,297	32,228	12,831	54	1,015	20,220	1,209	22	35,351
5	CALGARY-BUFFALO	26,220	3,506	1,096	666	670	991	1,005	1,690	1,748	1,904	1,457	3,000	2,767	1,428	21,928	9,154	48	1,148	23,937	1,201	12	35,500
6	CALGARY-CROSS	27,680	3,322	948	843	649	918	846	2,437	2,430	1,153	1,937	2,477	2,365	702	21,027	11,803	64	243	17,255	335	0	29,700
7	CALGARY-CURRIE	30,415	5,167	1,782	790	943	1,395	1,391	2,790	2,940	2,476	2,283	4,009	3,929	1,819	31,714	13,213	47	1,714	23,771	1,501	4	40,250
8	CALGARY-EAST	30,196	4,171	1,452	565	857	1,081	1,052	3,524	3,647	1,335	3,025	3,020	3,182	871	27,782	11,824	52	310	22,780	972	4	35,942
9	CALGARY-ELBOW	33,430	6,940	1,842	671	880	1,227	1,298	3,107	3,424	2,541	2,505	5,496	5,268	1,799	36,998	16,199	42	875	20,159	2,268	7	39,550
10	CALGARY-FISH CREEK	28,668	6,368	2,599	579	904	1,348	1,149	4,036	4,363	1,793	3,295	4,054	4,382	1,549	36,419	15,003	37	812	14,971	1,715	12	32,550
11	CALGARY-FOOTHILLS	29,806	6,214	1,565	732	772	1,065	1,203	3,369	3,595	1,536	2,846	4,938	4,982	1,170	33,987	13,506	33	665	17,721	1,321	2	33,248
12	CALGARY-FORT	27,215	3,676	1,286	565	811	1,135	1,101	3,570	3,718	1,653	3,015	2,595	2,914	1,069	27,108	10,841	52	349	20,028	730	0	32,000
13	CALGARY-GLENMORE	34,592	7,021	2,346	652	985	1,364	1,363	4,188	4,400	2,269	3,429	5,414	5,306	1,807	40,544	17,126	17	1,164	17,665	2,119	5	38,096
14	CALGARY-GREENWAY	26,817	3,943	1,000	2,127	712	991	1,108	3,287	3,403	1,208	2,804	3,962	2,964	724	28,233	11,456	62	164	19,943	707	19	32,351
15	CALGARY-HAWKWOOD	33,663	6,515	1,785	765	922	1,457	1,321	4,011	4,326	2,157	3,509	4,918	4,976	1,459	38,121	16,851	49	900	17,395	1,677	25	36,897
16	CALGARY-HAYS	28,749	6,250	1,789	427	613	902	920	3,681	3,994	1,283	2,958	4,194	4,620	1,017	32,648	14,037	59	402	18,139	1,261	2	33,900
17	CALGARY-KLEIN	30,131	5,490	1,900	883	1,194	1,661	1,656	3,867	4,163	2,859	3,281	3,831	4,124	2,088	36,997	14,491	24	691	16,781	1,509	4	33,500
18	CALGARY-LOUGHEED	30,445	5,447	1,436	462	664	898	910	3,403	3,679	1,332	2,964	4,149	4,282	1,077	30,703	12,788	65	232	19,867	1,098	0	34,050
19	CALGARY-MACKAY-NOSE HILL	29,193	4,945	1,483	640	873	1,167	1,162	3,396	3,796	1,520	2,862	3,514	3,790	1,192	30,340	12,218	79	1,043	23,622	756	7	37,725
20	CALGARY-MCCALL	23,824	2,608	844	2,268	692	1,027	1,160	3,049	3,037	1,241	2,341	3,240	2,105	623	24,235	9,725	55	231	21,939	495	5	32,450
21	CALGARY-MOUNTAIN VIEW	29,988	5,294	1,802	843	910	1,541	1,455	2,463	2,682	3,149	2,073	3,638	3,595	2,472	31,917	13,635	34	1,459	15,894	2,071	7	33,100
22	CALGARY-NORTH WEST	30,562	6,927	1,453	756	831	1,229	1,236	4,183	4,621	1,732	3,428	5,288	5,546	1,425	38,655	15,711	31	786	18,401	1,569	2	36,500
23	CALGARY-NORTHERN HILLS	33,046	5,775	1,646	863	686	1,142	1,249	3,626	3,934	1,376	3,151	4,294	4,560	975	33,277	13,108	28	786	24,291	979	3	39,195
24	CALGARY-SHAW	30,185	5,982	1,841	490	711	1,025	1,075	4,117	4,671	1,325	3,656	4,009	4,317	1,177	34,396	14,226	34	861	17,037	1,183	8	33,349
25	CALGARY-SOUTH EAST	30,914	5,881	1,414	425	592	842	850	4,246	4,756	1,114	3,754	4,523	4,782	875	34,054	13,061	45	432	23,915	728	9	38,190
26	CALGARY-VARSITY	29,688	6,196	1,935	898	1,183	1,599	1,546	2,968	3,335	3,036	2,581	4,398	4,527	2,212	36,414	15,337	39	943	16,899	1,696	10	34,924
27	CALGARY-WEST	27,975	6,079	1,973	669	679	1,001	1,122	3,405	3,699	1,659	2,935	5,052	4,738	1,248	34,259	14,434	47	807	15,644	1,417	1	32,350
28	EDMONTON-BEVERLY-CLAREVIEW	30,610	4,502	2,126	1,243	1,435	1,837	1,398	2,420	2,401	1,985	2,167	3,130	3,643	1,389	29,676	12,086	68	1,067	24,339	931	9	38,500
29	EDMONTON-CALDER	29,535	4,770	2,542	1,250	1,704	2,222	1,567	2,528	2,437	2,292	2,345	3,723	3,944	1,621	32,945	12,900	53	823	21,545	1,077	2	36,400
30	EDMONTON-CASTLE DOWNS	30,804	5,664	2,655	1,193	1,501	1,783	1,495	2,503	2,476	1,862	2,413	4,442	4,962	1,382	34,331	13,694	26	714	17,862	1,052	2	33,350
31	EDMONTON-CENTRE	28,358	3,859	1,962	1,083	1,426	1,514	1,255	1,323	1,278	2,868	1,303	3,026	3,122	2,302	26,321	11,056	57	1,276	10,052	1,345	2	23,788
32	EDMONTON-DECORE	28,766	4,551	2,148	1,333	1,407	1,661	1,346	2,277	2,169	1,615	2,158	3,594	3,840	1,181	29,280	16,066	37	779	16,795	1,223	0	34,900
33	EDMONTON-ELLERSLIE	26,721	5,125	1,607	1,262	1,322	1,757	1,316	2,580	2,594	1,768	2,157											



Senate Nominee Election Tabulation of Official Results

Senatorial Selection Act
(Section 21)
CEO-SSA-11-08

Respecting votes polled and ballots used at the polls for the Province of Alberta
at the election held on 23rd day of April, 2012.

Official Results - Provincial																							
ED	Electoral Division	Total Number of Names on List of Electors (number of names in the poll book + additions to the list + polling day declarations)	Name, political party/independent and number of votes cast for EACH candidate in the order that they appeared on the ballot.													Number of Votes Cast (total of columns A - M)	Number of Valid Ballots (from Statement of Poll)	Number of Spoiled Ballots (ballots spoiled by electors and returned to DRO)	Number of Declined Ballots (ballots returned to DRO by electors who declined to vote)	Number of Ballots Not Used (unused ballots returned to RO)	Number of Rejected Ballots (ballots deposited in ballot box but not counted as valid)	Number of Ballots Removed from Polling Place	Number of Ballots Sent to Each Poll (total of columns 3, 4, 5, 6, 7 & 8)
			DOUG BLACK PC	LEN BRACKO IND	PERRY CHAHAL IND	WILLIAM EXELBY IND	DAVID FLETCHER IND	PAUL FRANK IND	RAYMOND GERMAIN WAP	ROB GREGORY WAP	ELIZABETH JOHANNSSON EPA	VITOR MARCIANO WAP	MIKE SHAIKH PC	SCOTT TANNAS PC	IAN URQUHART IND								
		1	A	B	C	D	E	F	G	H	I	J	K	L	M	2	3	4	5	6	7	8	9
47	AIRDRIE	31,258	5,165	1,224	453	739	1,228	1,040	6,592	7,345	1,568	5,492	3,385	4,405	993	39,629	14,815	45	645	21,999	988	8	38,500
48	ATHABASCA-STURGEON-REDWATER	25,658	5,435	1,947	732	997	1,350	963	3,817	3,502	1,726	2,867	3,595	4,653	876	32,460	13,067	51	1,412	15,156	953	12	30,651
49	BANFF-COCHRANE	28,663	4,710	1,438	619	763	1,236	1,063	3,792	4,005	2,495	3,263	3,191	4,108	1,557	32,240	13,032	71	1,477	16,954	1,530	38	33,050
50	BARRHEAD-MORINVILLE-WESTLOCK	27,394	5,139	2,051	641	901	1,278	870	4,644	4,410	1,417	3,429	3,423	4,288	879	33,370	13,955	31	1,577	15,757	1,011	4	32,335
51	BATTLE RIVER-WAINWRIGHT	25,863	5,283	929	481	969	1,410	732	4,540	4,248	1,170	3,324	3,343	4,417	843	31,689	12,356	37	1,760	18,186	808	3	33,150
52	BONNYVILLE-COLD LAKE	22,170	3,518	487	344	366	672	465	4,043	2,548	855	2,180	2,601	3,098	469	21,646	8,785	8	223	14,566	713	5	24,300
53	CARDSTON-TABER-WARNER	24,845	2,946	587	310	493	1,180	484	4,016	4,035	695	3,401	2,279	2,678	472	23,576	8,863	39	1,958	14,253	384	3	25,500
54	CHESTERMERE-ROCKY VIEW	31,652	5,551	1,458	551	639	1,097	905	6,490	7,117	1,346	5,589	3,877	4,433	987	40,040	15,380	35	784	21,384	1,052	15	38,650
55	CYPRESS-MEDICINE HAT	26,199	3,818	888	449	626	972	808	4,714	4,822	1,190	3,979	2,686	3,419	681	29,052	11,536	60	395	15,007	1,281	4	28,283
56	DRAYTON VALLEY-DEVON	25,705	4,793	1,028	505	866	1,181	829	3,441	3,565	1,330	2,739	3,402	4,000	739	28,418	11,429	51	1,303	17,016	694	7	30,500
57	DRUMHELLER-STETTLER	24,788	5,009	839	426	908	1,211	769	4,975	5,102	1,087	3,986	3,239	4,325	658	32,534	12,668	68	1,513	14,702	746	3	29,700
58	FORT MCMURRAY-CONKLIN	14,686	1,595	274	192	249	433	363	1,871	1,583	535	1,367	1,217	1,395	249	11,323	4,494	14	404	9,973	164	1	15,050
59	FORT MCMURRAY-WOOD BUFFALO	21,843	2,887	388	293	341	629	458	2,683	2,228	759	1,851	2,277	2,437	397	17,628	6,643	18	261	19,179	396	3	26,500
60	FORT SASKATCHEWAN-VEGREVILLE	29,561	5,988	1,879	738	1,236	1,736	1,219	4,211	3,782	1,782	3,210	4,314	5,028	1,177	36,300	14,376	57	1,274	17,028	1,305	9	34,049
61	GRANDE PRAIRIE-SMOKY	28,126	4,355	810	452	549	1,007	656	3,741	3,672	1,095	2,952	3,178	3,842	631	26,940	10,451	52	654	19,463	720	8	31,348
62	GRANDE PRAIRIE-WAPITI	30,764	4,962	830	474	601	1,068	716	3,402	3,326	1,249	2,669	3,718	4,582	722	28,319	11,064	27	800	19,181	769	3	31,844
63	HIGHWOOD	32,659	5,982	1,618	469	698	979	845	5,921	6,365	1,458	5,107	4,006	7,991	1,041	42,480	17,301	49	1,054	19,102	988	6	38,500
64	INNISFAIL-SYLVAN LAKE	28,167	5,350	1,041	611	739	1,192	1,086	4,916	5,001	1,452	4,027	3,728	4,531	1,039	34,713	13,398	40	943	20,352	965	2	35,700
65	LAC LA BICHE-ST. PAUL-TWO HILLS	21,729	2,907	608	362	490	702	508	6,208	2,742	1,009	2,511	2,064	2,595	405	23,111	10,650	12	704	12,414	717	3	24,500
66	LACOMBE-PONOKA	26,490	4,565	1,224	530	796	1,298	991	4,035	4,131	1,406	3,395	2,728	3,540	959	29,598	11,442	33	2,386	12,949	832	8	27,650
67	LEDUC-BEAUMONT	31,534	6,192	1,544	677	1,232	1,598	1,111	3,538	3,487	1,747	2,865	4,754	5,182	1,050	34,977	13,909	46	1,099	19,071	1,221	0	35,346
68	LETHBRIDGE-EAST	31,817	4,163	1,595	656	826	1,776	1,123	3,196	3,396	1,773	2,793	3,188	3,735	1,455	29,675	12,029	31	1,543	21,736	1,850	11	37,200
69	LETHBRIDGE-WEST	29,267	4,445	2,005	886	1,014	2,180	1,292	3,102	3,195	2,401	2,581	3,428	4,140	1,736	32,405	13,001	25	784	17,349	2,191	0	33,350
70	LITTLE BOW	23,572	3,225	814	391	717	1,026	666	4,314	4,381	880	3,562	2,216	3,342	835	26,369	10,403	43	1,074	14,058	670	0	26,248
71	LIVINGSTONE-MACLEOD	29,644	5,282	1,473	491	866	1,187	865	5,530	5,913	1,637	4,762	3,707	5,942	1,060	38,715	15,471	72	1,379	16,437	985	6	34,350
72	MEDICINE HAT	29,058	3,412	874	533	569	922	867	3,527	3,518	1,362	2,766	2,190	2,717	844	24,101	9,715	21	2,344	20,767	1,349	4	34,200
73	OLDS-DIDSBURY-THREE HILLS	29,643	5,670	1,125	452	670	1,129	865	6,968	7,198	1,305	5,836	3,516	4,832	909	40,475	15,663	61	1,174	16,810	1,081	11	34,800
74	PEACE RIVER	19,452	3,071	675	351	408	667	582	1,700	1,668	797	1,384	2,221	2,455	514	16,493	6,276	70	901	11,563	390	1	19,201
75	RED DEER-NORTH	29,414	4,162	1,291	597	791	1,237	1,053	3,477	3,419	1,567	2,936	3,060	3,691	1,056	28,337	10,922	70	609	23,522	915	12	36,050
76	RED DEER-SOUTH	32,708	5,555	1,474	726	944	1,433	1,303	3,957	4,007	1,871	3,362	4,058	4,950	1,357	34,997	13,444	64	1,143	19,140	1,599	9	35,399
77	RIMBEY-ROCKY MOUNTAIN HOUSE-SUNDRE	27,863	4,673	1,241	471	773	1,057	1,039	5,140	5,020	1,171	3,953	3,172	3,979	792	32,481	12,721	35	1,482	17,029	932	1	32,200
78	SHERWOOD PARK	30,851	6,643	2,649	978	1,673	2,262	1,665	3,818	3,607	2,265	2,853	4,515	5,643	1,813	40,384	16,212	31	1,085	14,932	1,937	0	34,197
79	SPRUCE GROVE-ST. ALBERT	35,073	7,578	4,775	786	1,241	1,551	1,292	3,661	3,609	2,232	3,056	5,102	6,124	1,427	42,434	17,212	35	1,029	24,114	1,497	14	43,901
80	ST. ALBERT	32,651	5,803	8,237	816	1,197	1,455	1,185	2,393	2,258	2,182	1,964	4,099	4,898	1,452	37,939	16,718	20	1,248	16,597	1,612	4	36,199
81	STONY PLAIN	30,316	6,073	1,971	773	1,142	1,478	1,252	4,130	4,309	1,776	3,724	4,194	5,009	1,211	37,042	14,493	64	975	19,609	1,050	6	36,197
82	STRATHCONA-SHERWOOD PARK	32,159	7,196	2,031	829	1,485	2,070	1,451	4,237	4,121	2,071	3,278	4,646	5,777	1,613	40,805	16,323	30	1,132	17,157	1,303	5	35,950
83	STRATHMORE-BROOKS	27,996	4,573	941	397	604	945	751	5,273	5,687	1,130	4,425	3,223	3,802	822	32,573	12,845	46	1,052	19,744	812	1	34,500
84	VERMILION-LLOYDMINSTER	23,340	3,854	718	345	515	910	590	3,659	2,866	953	2,466	2,542	3,981	518	23,917	9,430	28	1,644	18,215	526	7	29,850
85	WEST YELLOWHEAD	20,919	3,439	866	554	605	929	762	2,099	2,167	1,344	1,819	2,276	2,787	945	20,592	8,013	13	1,090	18,454	729	0	28,299
86	WETASKIWIN-CAMROSE																						

EPA: Evergreen Party of Alberta

IND: Independent

PC: Progressive Conservative Party

WAP: Wildrose Alliance Party

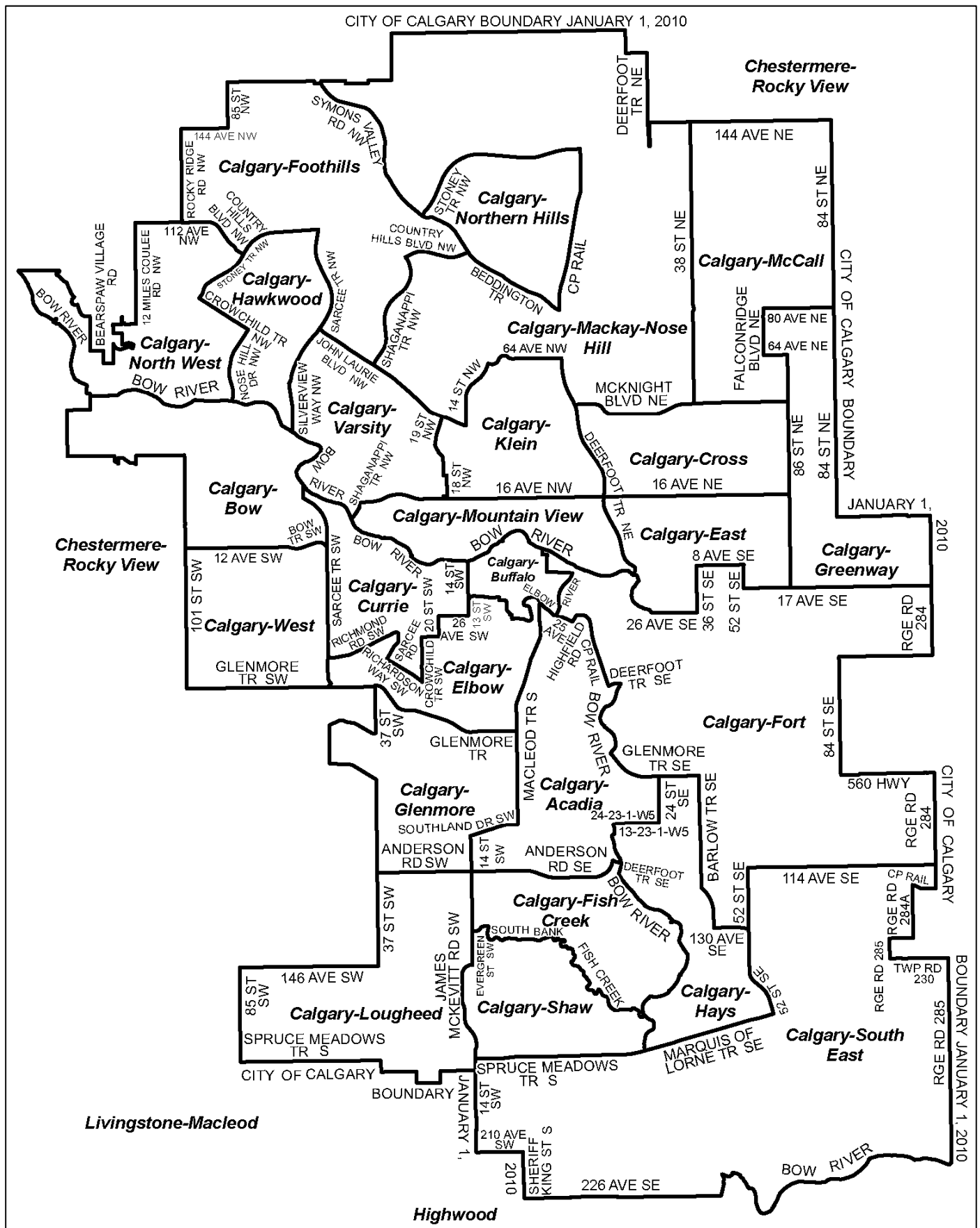
List of Returning Officers

Electoral Division	Name	Residence
1 Dunvegan-Central Peace-Notley	Larry Chorney	Fairview
2 Lesser Slave Lake	Roland Gauthier	High Prairie
3 Calgary-Acadia	Jean Wozniak	Calgary
4 Calgary-Bow	Susan McMahon	Calgary
5 Calgary-Buffalo	Marion Synnott	Calgary
6 Calgary-Cross	Walter (Wally) Clarke	Calgary
7 Calgary-Currie	Sandra Penner	Calgary
8 Calgary-East	Le-Anna (Le-Ann) Lundgren	Calgary
9 Calgary-Elbow	Szeman Yip	Calgary
10 Calgary-Fish Creek	David McIntyre	Calgary
11 Calgary-Foothills	Merilyn O'Bryan	Calgary
12 Calgary-Fort	Jacqueline Brown	Calgary
13 Calgary-Glenmore	Elizabeth Evans	Calgary
14 Calgary-Greenway	Randy Boechler	Calgary
15 Calgary-Hawkwood	Beverly Cain	Calgary
16 Calgary-Hays	Catherine Moar	Calgary
17 Calgary-Klein	Andrea Grubbe	Calgary
18 Calgary-Lougheed	Huntley O'Neill	Calgary
19 Calgary-Mackay-Nose Hill	Tom Moore	Calgary
20 Calgary-McCall	Kathy Zemp	Calgary
21 Calgary-Mountain View	Alan Hamaliuk	Calgary
22 Calgary-North West	Ruth Sorrentino	Calgary
23 Calgary-Northern Hills	AnneMarie Darichuk	Calgary
24 Calgary-Shaw	Shauna Hunter	Calgary
25 Calgary-South East	Ilene Burns	Calgary
26 Calgary-Varsity	Wendy Pozak	Calgary
27 Calgary-West	Curtis Lawson	Calgary
28 Edmonton-Beverly-Clareview	Joe Filewych	Edmonton
29 Edmonton-Calder	Toby Pascal	Edmonton
30 Edmonton-Castle Downs	Patricia Rollinson	Edmonton
31 Edmonton-Centre	Jason Shine	Edmonton
32 Edmonton-Decore	William (Bill) Maxim	Edmonton
33 Edmonton-Ellerslie	Dennis Seelochan	Edmonton
34 Edmonton-Glenora	Kimberley (Kim) Davis	Edmonton
35 Edmonton-Gold Bar	Leslie Silver	Edmonton
36 Edmonton-Highlands-Norwood	Anne Hill	Edmonton
37 Edmonton-Manning	Michael Opara	Edmonton
38 Edmonton-McClung	Wanda (Wendy) Rudzitis	Edmonton
39 Edmonton-Meadowlark	Pam Ursuliak	Edmonton
40 Edmonton-Mill Creek	Danny Kinal	Edmonton
41 Edmonton-Mill Woods	Edwin (Neil) Taylor	Edmonton
42 Edmonton-Riverview	Bernard (Bart) West	Edmonton
43 Edmonton-Rutherford	Else Smart	Edmonton
44 Edmonton-South West	Susan Galloway	Edmonton
45 Edmonton-Strathcona	Kathy Bruce-Kavanagh	Edmonton
46 Edmonton-Whitemud	Barbara Willman	Edmonton
47 Airdrie	Greg McGinley	Airdrie

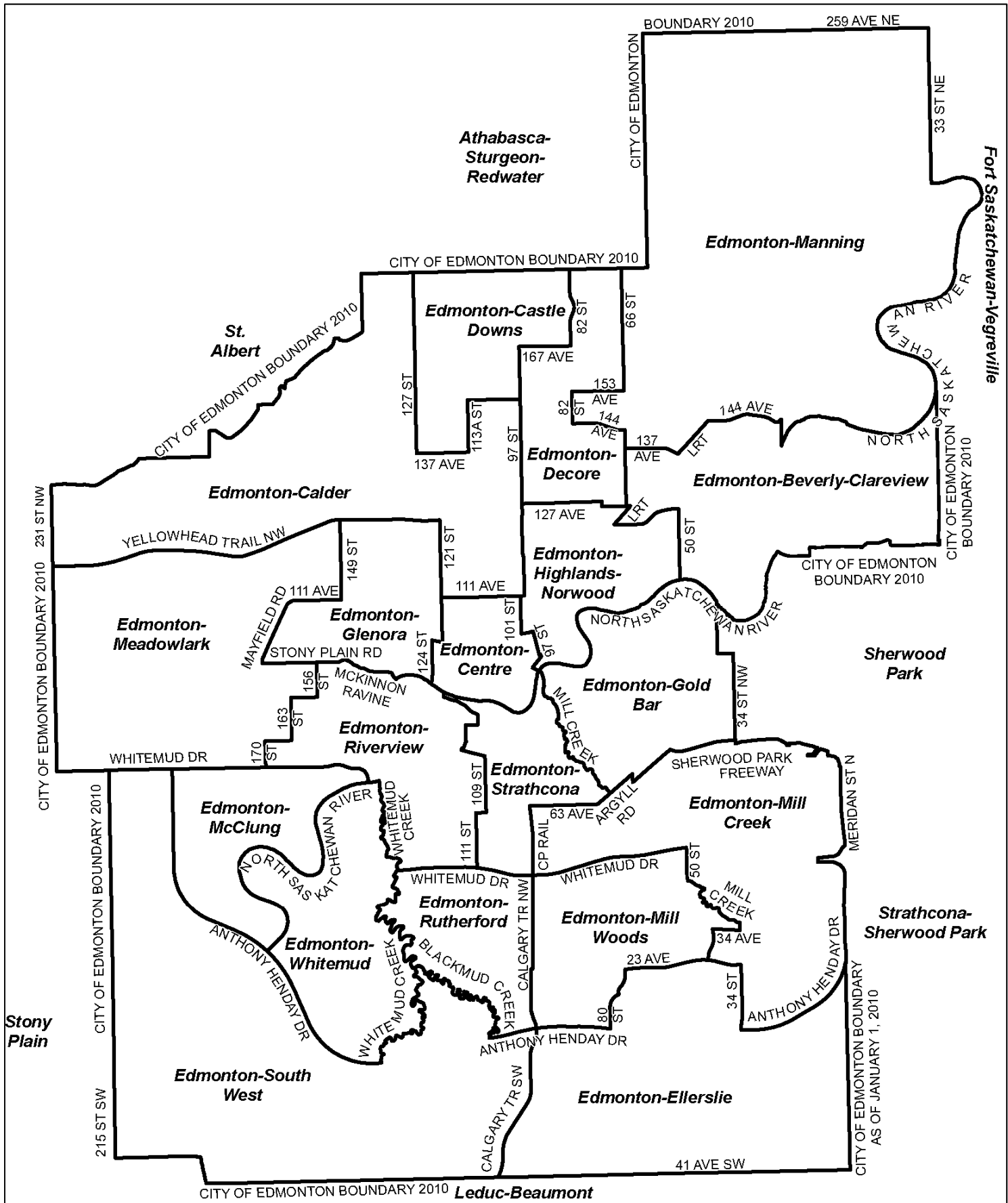
List of Returning Officers

Electoral Division	Name	Residence
48 Athabasca-Sturgeon-Redwater	Baldwin (Bud) Lemmens	Redwater
49 Banff-Cochrane	Lorraine Romain	Cochrane
50 Barrhead-Morinville-Westlock	Clement (Clem) Fagnan	Westlock
51 Battle River-Wainwright	Nicole Richard	Wainwright
52 Bonnyville-Cold Lake	Janet Olsen	Bonnyville
53 Cardston-Taber-Warner	Daryll Leavitt	Cardston
54 Chestermere-Rocky View	Rita Khan	Rocky View County
55 Cypress-Medicine Hat	Catherine McCulloch	Medicine Hat
56 Drayton Valley-Devon	Jo Stuckenberg	Drayton Valley
57 Drumheller-Stettler	Doreen Nixon	Byemoor
58 Fort McMurray-Conklin	Karen Brebant	Fort McMurray
59 Fort McMurray-Wood Buffalo	Pauline Gauthier	Fort McMurray
60 Fort Saskatchewan-Vegreville	William (Bill) Climie	Fort Saskatchewan
61 Grande Prairie-Smoky	Lana Fjellner	Valleyview
62 Grande Prairie-Wapiti	John McCloskey	Grande Prairie
63 Highwood	Nancy Chauvin-Rivey	Okotoks
64 Innisfail-Sylvan Lake	Carla Gabert	Innisfail
65 Lac La Biche-St. Paul-Two Hills	Linda Ference	St. Paul
66 Lacombe-Ponoka	Margaret DeVries	Lacombe
67 Leduc-Beaumont	Lois Watson	Beaumont
68 Lethbridge-East	Harry T. Smith	Lethbridge
69 Lethbridge-West	Clifford Brown	Lethbridge
70 Little Bow	Virginia Wauters	Lethbridge
71 Livingstone-Macleod	Carol Brown	Pincher Creek
72 Medicine Hat	Allan Bloomfield	Medicine Hat
73 Olds-Didsbury-Three Hills	Jim Allison	Didsbury
74 Peace River	Cheryl Anderson	Peace River
75 Red Deer-North	Linda McLevin	Red Deer
76 Red Deer-South	Jim Taylor	Red Deer
77 Rimbey-Rocky Mountain House-Sundre	Donna Sandberg	Sundre
78 Sherwood Park	Luella (Peggy) Fleet	Sherwood Park
79 Spruce Grove-St. Albert	Catherine Hackett	Spruce Grove
80 St. Albert	Katherine Zalasky	St. Albert
81 Stony Plain	Bill Forbes	Stony Plain
82 Strathcona-Sherwood Park	Judy Peelar	Sherwood Park
83 Strathmore-Brooks	Daphne Anstey-Martin	Brooks
84 Vermilion-Lloydminster	Howard Huston	Mannville
85 West Yellowhead	Betty Stitzenberger	Edson
86 Wetaskiwin-Camrose	Barbara Olsen	Camrose
87 Whitecourt-Ste. Anne	Carol Ohler	Sangudo

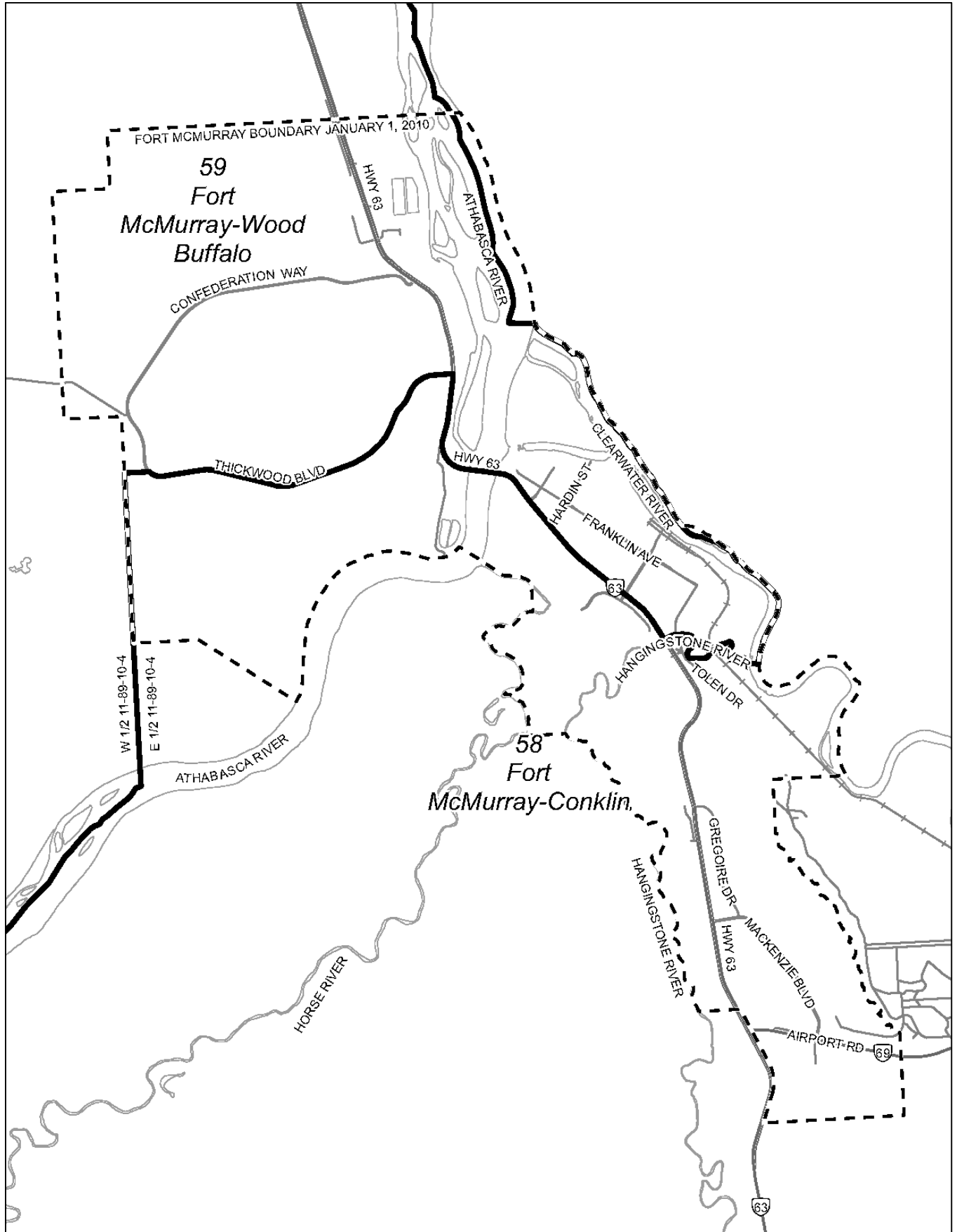
PROVINCIAL ELECTORAL DIVISIONS



EDMONTON PROVINCIAL ELECTORAL DIVISIONS

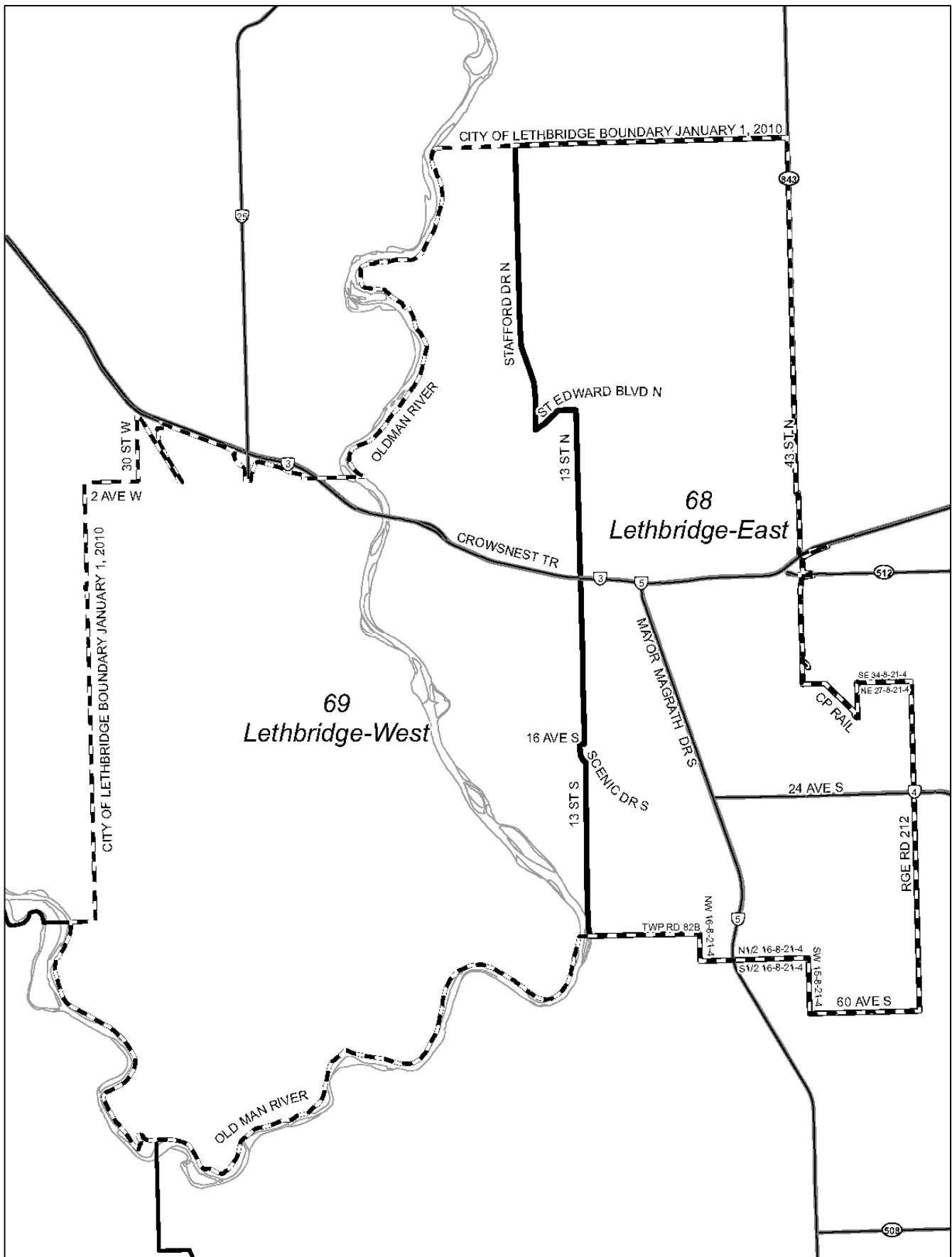


FORT MCMURRAY PROVINCIAL ELECTORAL DIVISIONS

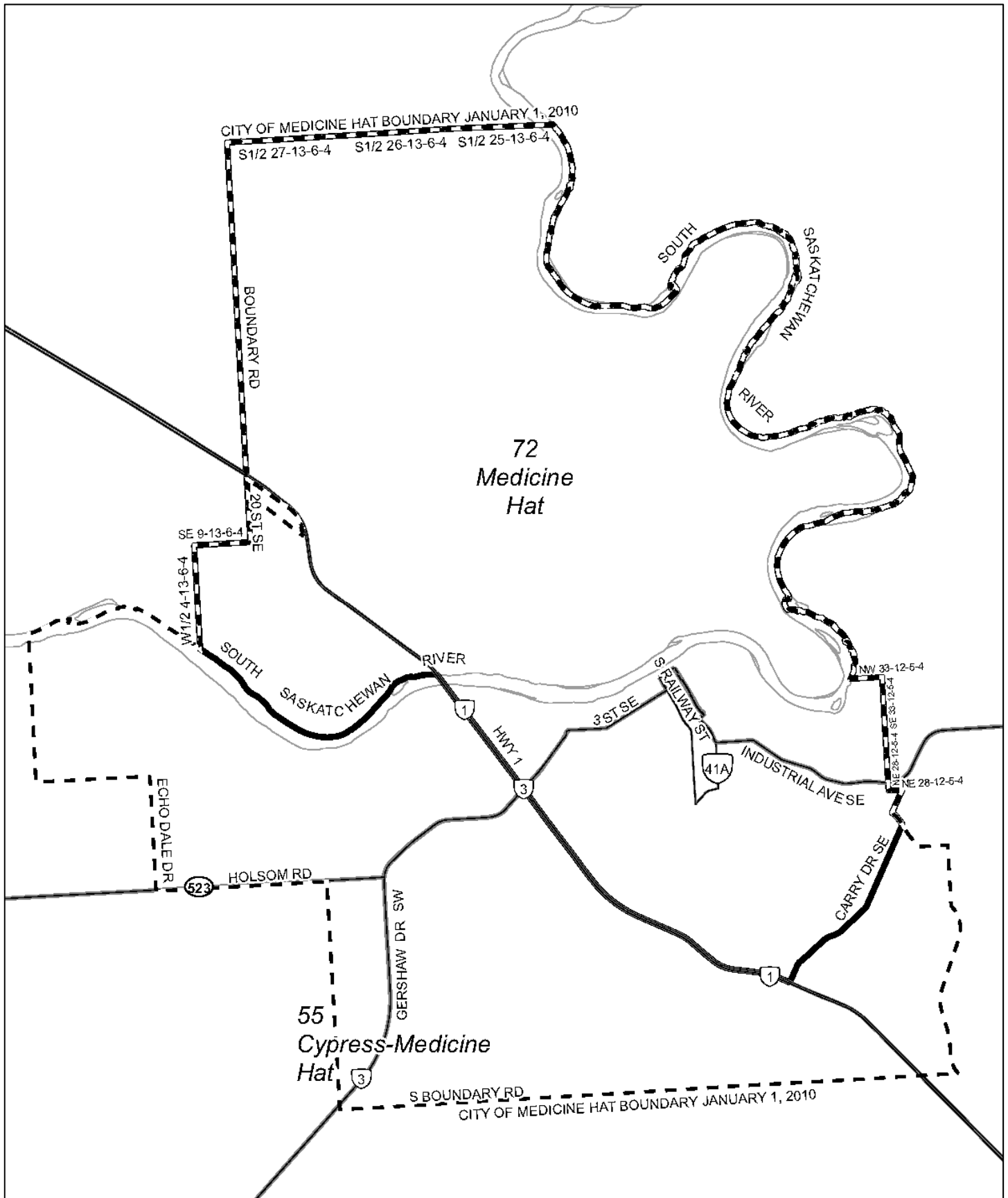


The map illustrates the City of Grande Prairie's jurisdiction as of January 1, 2010. It is divided into two primary sections: 61 Grande Prairie-Smoky to the west and 62 Grande Prairie-Wapiti to the east. Major thoroughfares such as 100 Avenue and 108 Street are clearly marked. The map also identifies numerous regional roads (RGE RD) and township roads (TWP RD) that define the city's limits. Highway shields for routes 43 and 670 are visible, indicating the city's proximity to major provincial highways. The boundary is delineated by a dashed line, with specific points of interest like '124 ST' and '102 ST' labeled along the route.

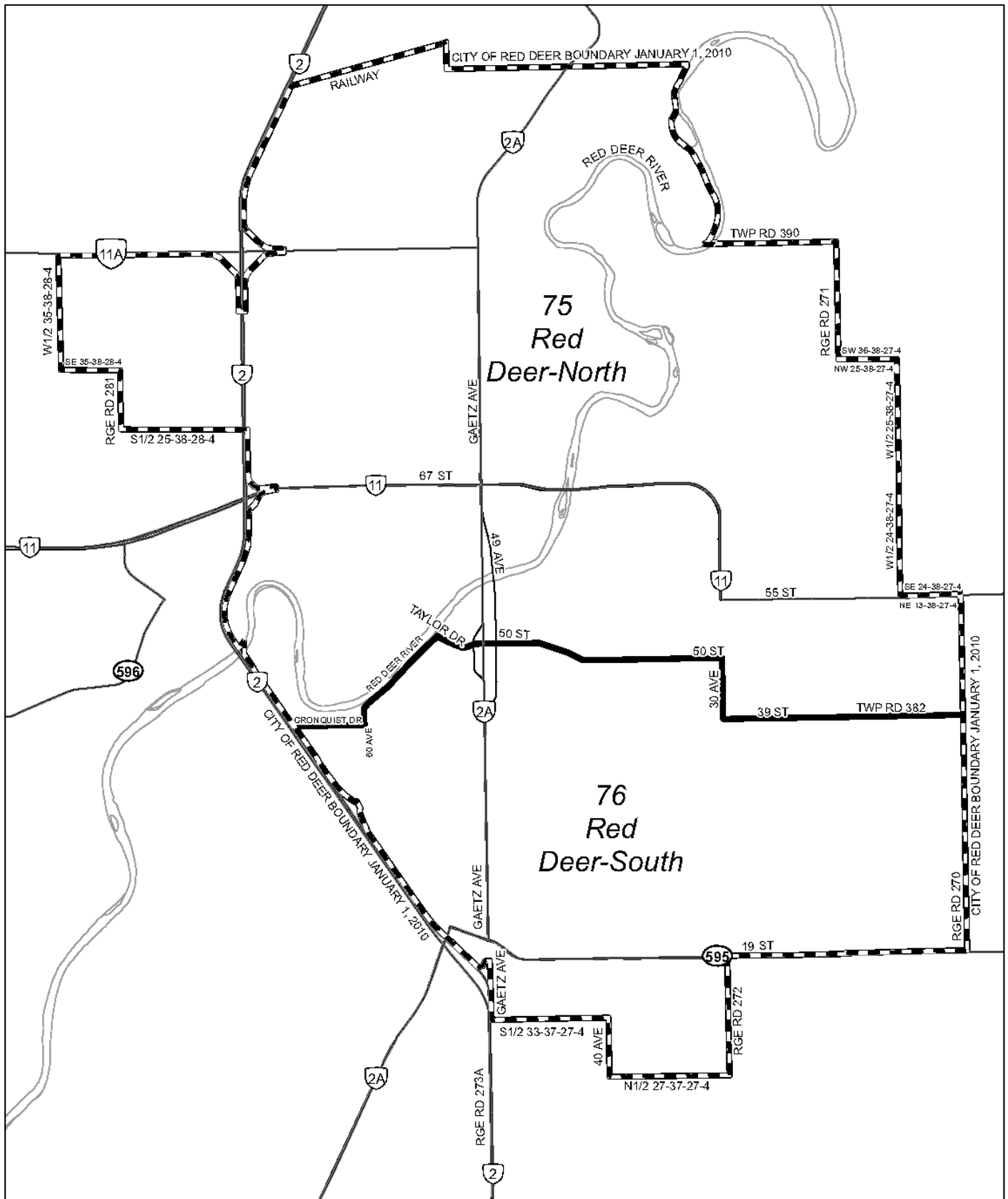
LETHBRIDGE PROVINCIAL ELECTORAL DIVISIONS



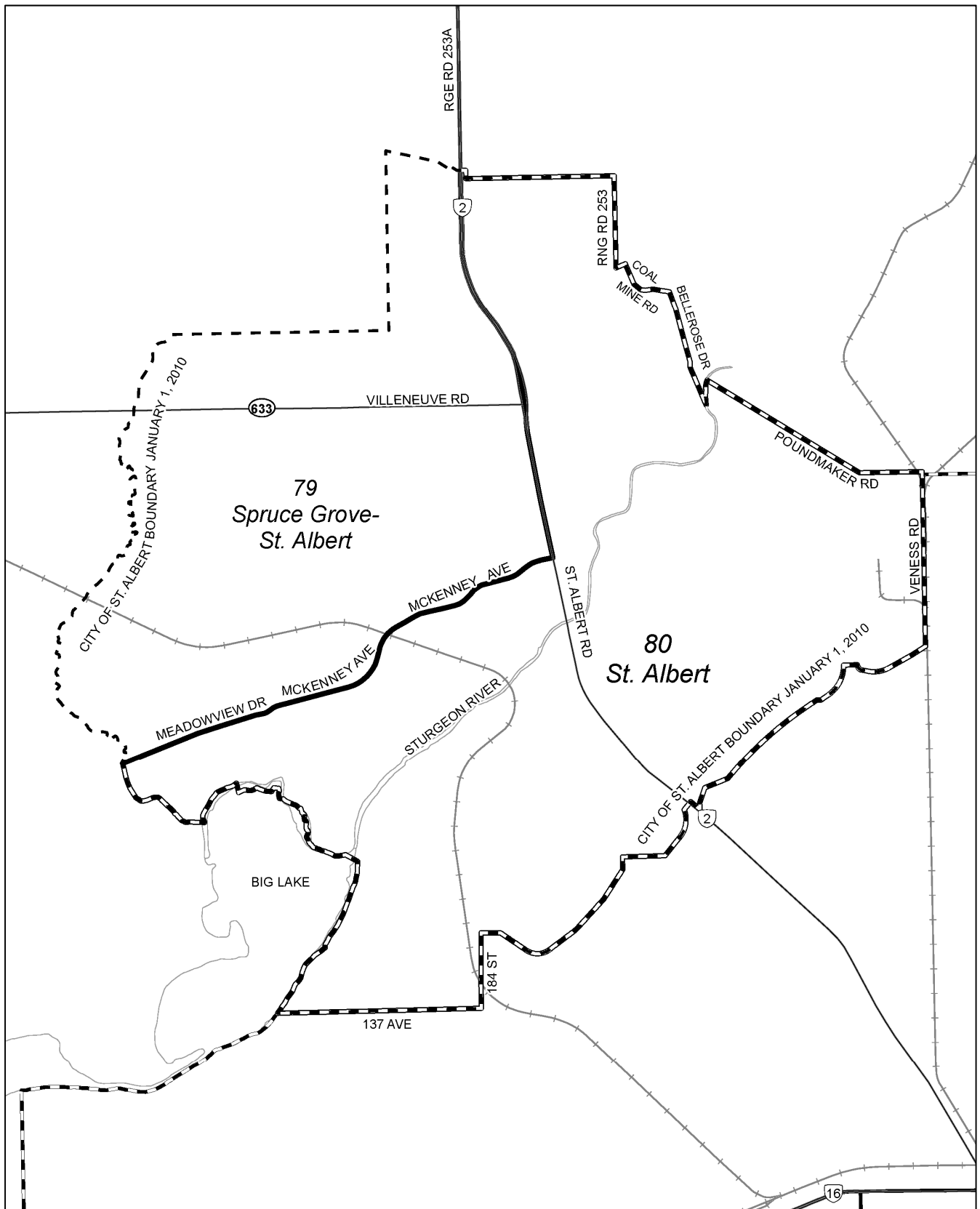
MEDICINE HAT PROVINCIAL ELECTORAL DIVISIONS



RED DEER PROVINCIAL ELECTORAL DIVISIONS



ST. ALBERT PROVINCIAL ELECTORAL DIVISIONS



SHERWOOD PARK AND AREA PROVINCIAL ELECTORAL DIVISIONS

