

**The Report Of The
Chief Electoral Officer
On The
Stettler By-election
Held
Tuesday, May 9, 1989**



Province of Alberta

**The Report Of The
Chief Electoral Officer
On The
Stettler By-election
Held
Tuesday, May 9, 1989**



Province Of Alberta



Alberta Legislative Assembly
Office of the Chief Electoral Officer

West Chambers Building, Main Floor
12220 Stony Plain Road
EDMONTON T5N 3Y4
PH: 403/427-7191
FAX: 403/422-2900

June 15, 1989

The Chairman
Select Standing Committee
on Legislative Offices
Legislature Building
Edmonton, Alberta

Dear Sir:

I have the privilege to enclose herewith the Report of the Chief Electoral Officer concerning the Stettler By-election, which was held on Tuesday, May 9, 1989.

This Report is submitted pursuant to the provisions of Section 4(3) of the Election Act.

Should you require clarification on anything contained in this Report, or additional information, I would be pleased to respond.

Yours respectfully,

Patrick D. Ledgerwood
Chief Electoral Officer

Table of Contents

Subject	Page
Summary	1 - 2
Overview of Results	3
Statement of Results by Poll	4
Maps - Electoral Division of Stettler	5
Town of Bashaw	6
Town of Stettler	7
Town of Castor	8
Village of Forestburg	8
Financial Summary	9

Stettler By-Election Report

Summary

The vacancy in the Electoral Division of Stettler was created by the resignation of the MLA, Mr. Brian C. Downey, on April 8, 1989.

This By-election was held pursuant to the provisions of the Election Act, Chapter E-2 of the Revised Statutes of Alberta, 1980, with Amendments up to and including July 16, 1985. The electoral division boundary as described in the Schedule to the Electoral Divisions Amendment Act, proclaimed April 10, 1986, was used at this By-election.

By order of the Lieutenant Governor in Council, a Writ of Election, dated April 11, 1989, was issued by the Chief Electoral Officer to Mr. Lorne J. Marshall, Returning Officer, pursuant to Section 36 of the Election Act.

Nomination Day was April 25, 1989 and Polling Day was May 9, 1989. Three Party candidates, each registered under the Election Finances and Contributions Disclosure Act, were nominated to contest this By-election. Advance Polls were held at four locations in the Electoral Division on May 4th, 5th and 6th. Treatment Centre Polling was conducted on Polling Day, May 9, 1989. A special enumeration to establish the Lists of Electors for this By-election was not necessary. Data gathered at the 1988 General Enumeration, the 1989 General Election and during the Revision Period was used to establish the Lists of Electors.

The Returning Officer announced the official results on May 19, 1989. Mr. Don R. Getty of the Progressive Conservative Association of Alberta was declared duly elected. The Writ of Election together with the Returning Officer's Certificate and Return confirming Mr. Don R. Getty's election was returned to the Chief Electoral Officer on May 19, 1989. No appeal for a judicial recount, or from any decision of the Returning Officer concerning any of the ballots, was applied for pursuant to Section 142 of the Election Act.

The Chief Electoral Officer arranged for the publication of the By-election Return in the June 15, 1989 issue of the Alberta Gazette.

Nomination deposits were forfeited by 2 of the 3 candidates. The forfeited deposits, totalling \$200.00, were paid through the Chief Electoral Officer to the Provincial Treasurer for deposit to the General Revenue Account.

A Summary of Results indicating the total votes obtained by each candidate and a Statement of Results by Poll are presented on Pages 3 and 4.

Maps of the Electoral Division of Stettler together with the Towns of Bashaw, Castor, Stettler and the Village of Forestburg which display numbered polling sub-divisions, are included at Pages 6, 7 and 8.

The total cost to conduct the By-election was \$29,967., a summary of which appears on Page 9.

Registered Candidates are required to file Financial Statements with the Office of the Chief Electoral Officer, not later than August 9, 1989. Registered Political Parties who participated must file Financial Statements, not later than November 9, 1989. These Financial Statements will list contributions, receipts, transfers of funds/materials and expenditures concerning the campaigns. In accordance with Section 10 of the Election Finances and Contributions Disclosure Act, these Financial Statements will be available for inspection in the Public Records maintained by the Chief Electoral Officer.

Overview of Results

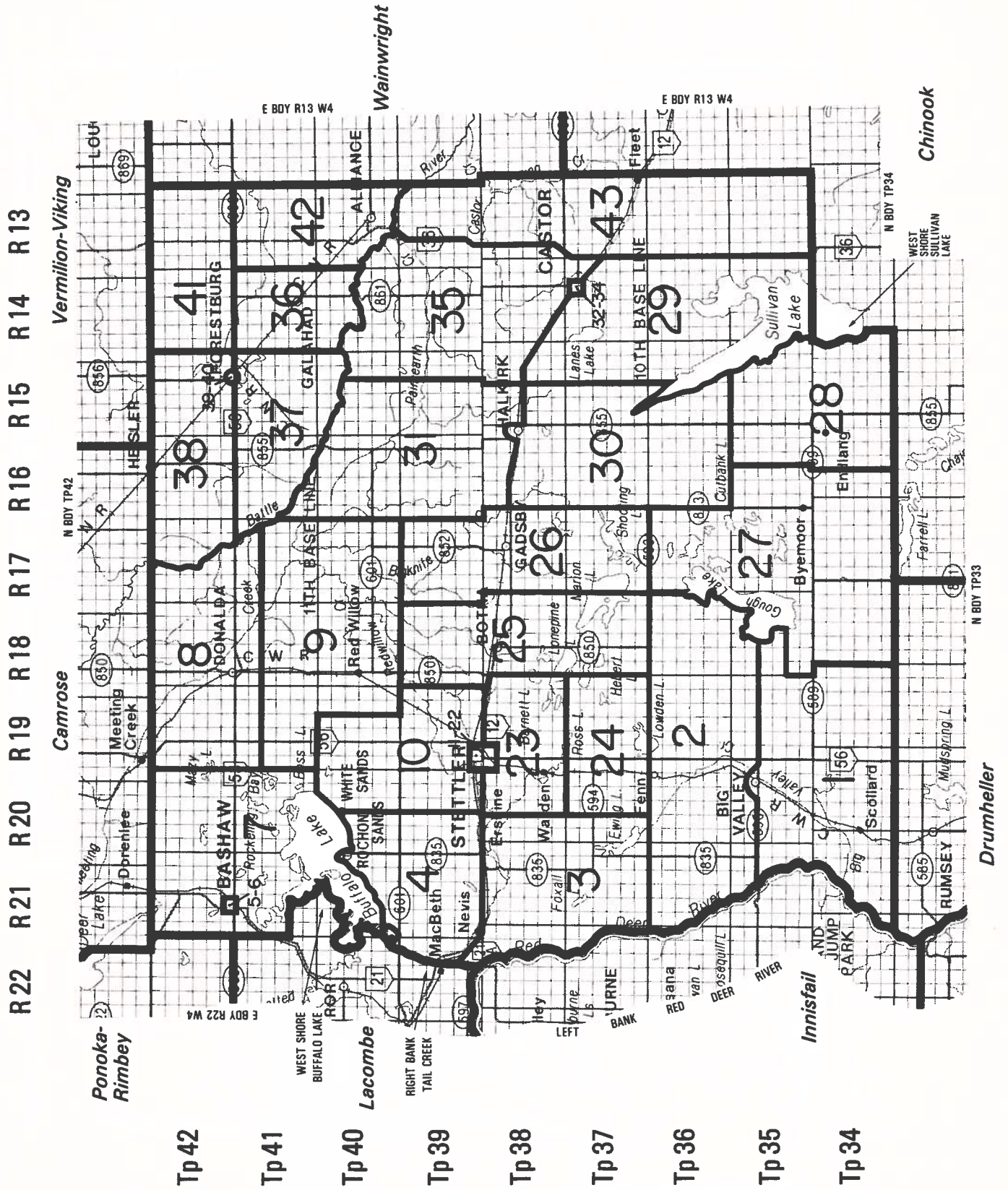
Candidate (*Elected) Political Affiliation	Valid Votes Received	Percentage of Votes Polled
Grant BERGMAN The New Democrats	633	8.1
*Don R. GETTY Progressive Conservative	5558	71.4
Frank PICKERING The Alberta Liberal Party	1598	20.5
Total Votes Counted	<u>7789</u>	<u>100.0</u>

● Total Names on Lists of Electors	11,618
● Total Ballots Counted	7,789
● Total Ballots Rejected	15
● Total Ballots Cast	7,804
● Voter Turnout	67.2%

Statement of Results By Poll

		(*Elected Candidate)			Poll Results				
No.	Poll Name	BERGMAN Grant NDP	*GETTY Don R. PC	PICKERING Frank LIB	Names On List	Valid Ballots	Rejected Ballots	Ballots Cast	% Voter Turnout
1	Big Valley Rural S. & Town	23	194	46	372	263	0	263	70.7
2	Big Valley Rural North	9	101	15	202	125	0	125	61.9
3	Erskine South	15	169	25	398	209	1	210	52.8
4	Erskine North	11	243	33	426	287	0	287	67.4
5	Town of Bashaw	20	147	37	318	204	1	205	64.5
6	Town of Bashaw	34	111	29	304	174	0	174	57.2
7	Bashaw Rural	20	163	47	384	230	0	230	59.9
8	Donalda	26	203	42	390	271	0	271	69.5
9	Red Willow	12	125	24	292	161	0	161	55.1
10	Stettler Rural North	11	190	46	359	247	0	247	68.8
11	Town of Stettler	15	100	46	254	161	0	161	63.4
12	Town of Stettler	5	120	52	268	177	0	177	66.0
13	Town of Stettler	9	110	18	139	137	1	138	99.3
14	Town of Stettler	25	105	51	305	181	0	181	59.3
15	Town of Stettler	12	142	61	338	215	0	215	63.6
16	Town of Stettler	8	111	46	249	165	1	166	66.7
17	Town of Stettler	16	169	68	340	253	1	254	74.7
18	Town of Stettler	8	111	41	256	160	0	160	62.5
19	Town of Stettler	9	124	45	265	178	0	178	67.2
20	Town of Stettler	13	107	47	297	167	0	167	56.2
21	Town of Stettler	7	166	61	339	234	0	234	69.0
22	Town of Stettler	9	175	71	357	255	1	256	71.7
23	Stettler Rural South	10	172	55	351	237	0	237	67.5
24	Sabine	10	51	24	143	85	0	85	59.4
25	Botha	20	159	44	340	223	0	223	65.6
26	Gadsby	7	96	30	217	133	0	133	61.3
27	Byemoor	5	119	16	221	140	1	141	63.8
28	Endiang	3	81	20	141	104	0	104	73.8
29	Castor Rural South	5	56	20	168	81	0	81	48.2
30	Halkirk South	12	119	32	232	163	0	163	70.3
31	Halkirk North	7	77	28	170	112	0	112	65.9
32	Castor Town West	15	95	30	228	140	0	140	61.4
33	Castor Town North	17	120	43	293	180	3	183	62.5
34	Castor Town East	13	99	33	224	145	0	145	64.7
35	Castor Rural North	5	100	49	205	154	0	154	75.1
36	Galahad	19	126	10	256	155	1	156	60.9
37	Forestburg Rural South	15	82	4	166	101	0	101	60.8
38	Forestburg Rural West	5	66	4	171	75	1	76	44.4
39	Forestburg Town North	47	163	34	374	244	0	244	65.2
40	Forestburg Town South	30	99	42	280	171	0	171	61.1
41	Forestburg Rural East	16	34	13	119	63	0	63	52.9
42	Alliance	18	120	21	253	159	1	160	63.2
43	Castor Rural East	13	67	30	214	110	1	111	51.9
44	Treatment Centres	1	13	2	0	16	1	17	
45	Bashaw Advance	3	14	1	0	18	0	18	
46	Stettler Advance	14	168	39	0	221	0	221	
47	Forestburg Advance	6	9	6	0	21	0	21	
48	Castor Advance	0	50	13	0	63	0	63	
49	Incapacitated & Absentee	0	17	4	0	21	0	21	
Totals		633	5558	1598	11618	7789	15	7804	67.2

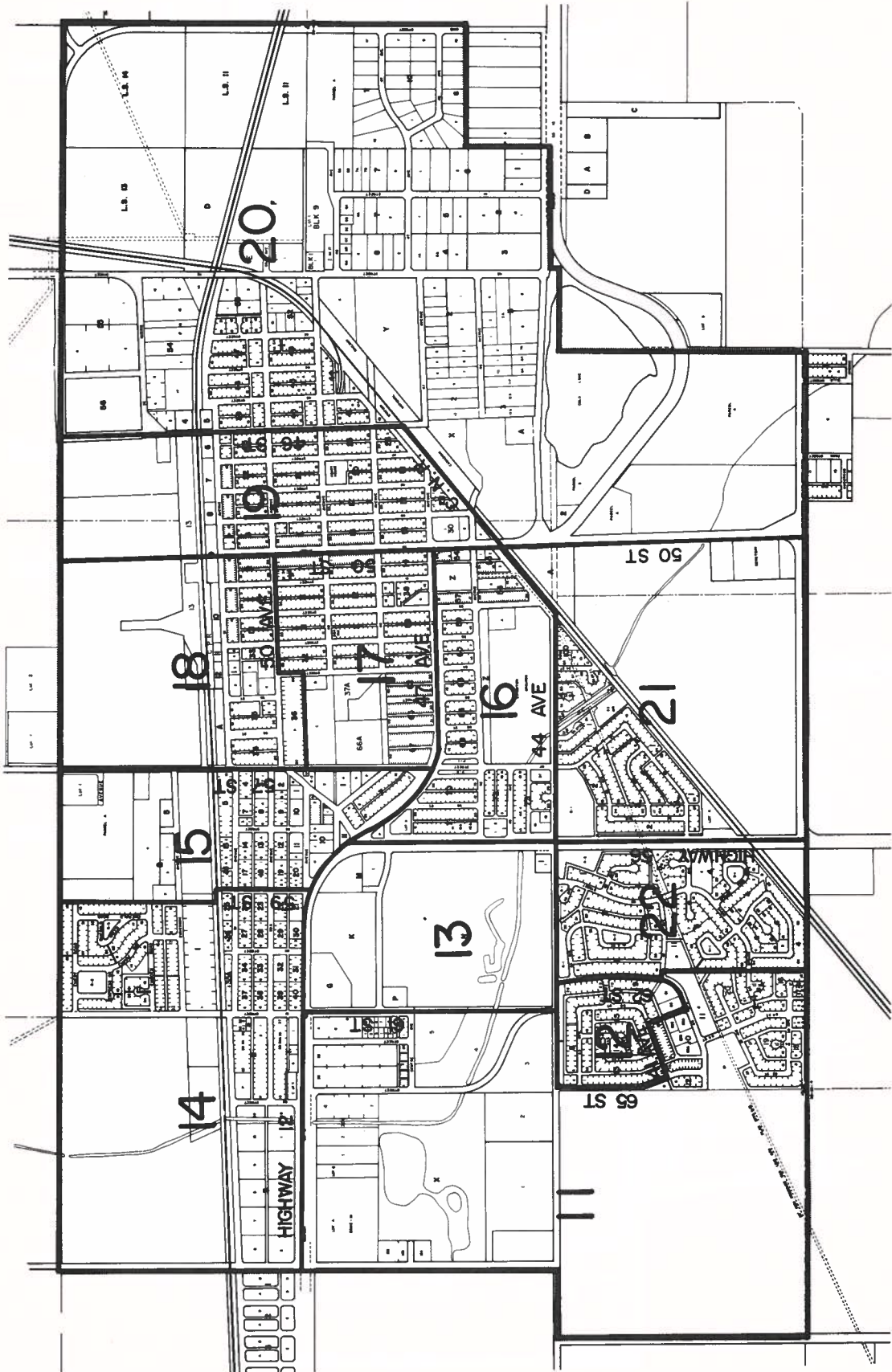
Electoral Division of Stettler



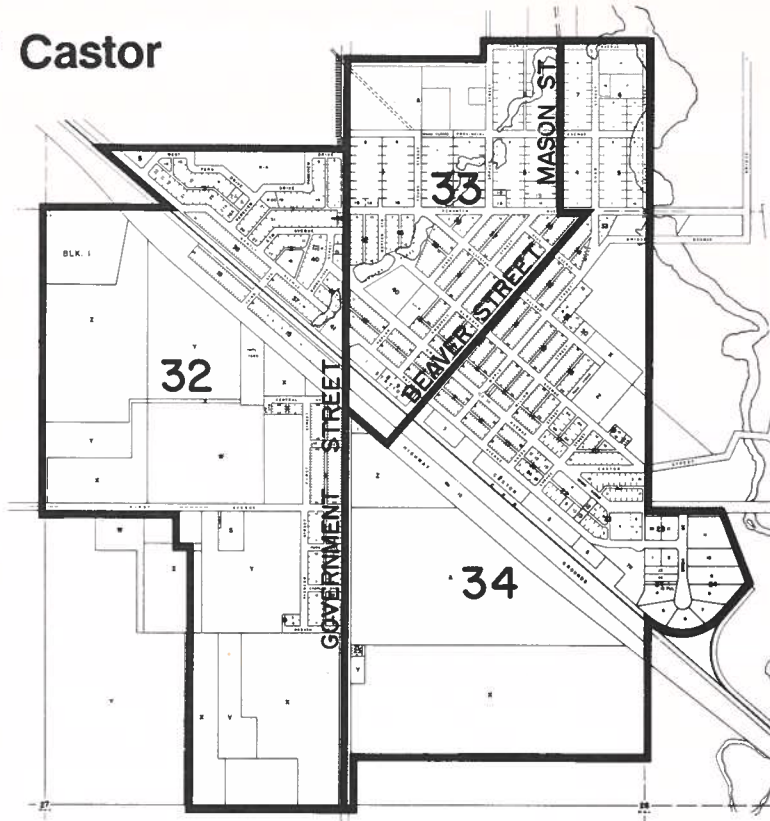
Town of Bashaw



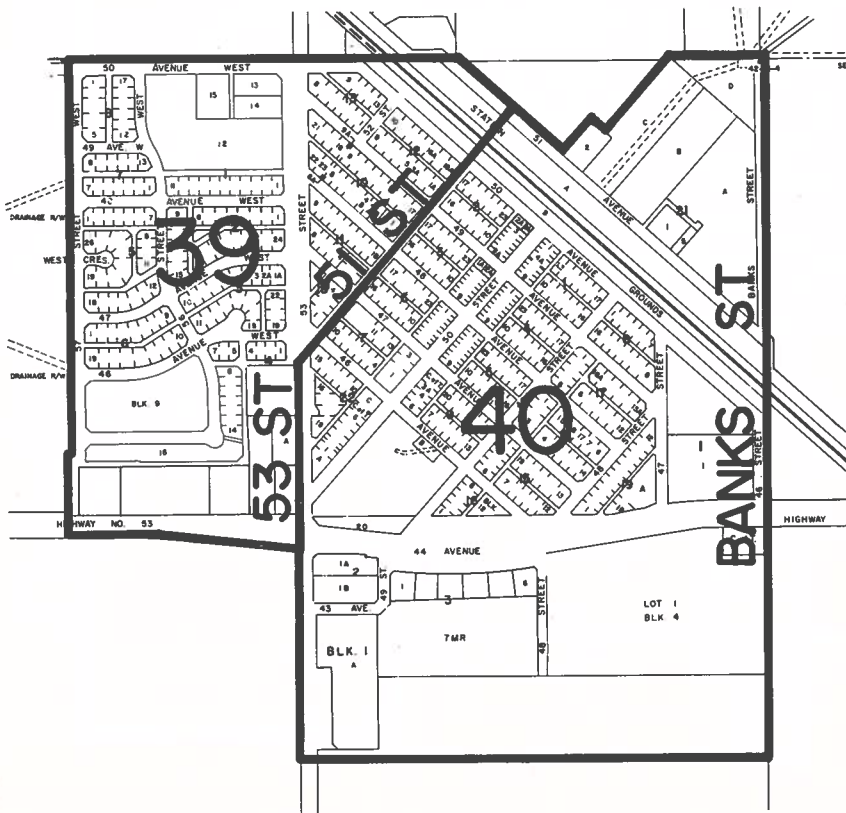
Town of Stettler



Town of Castor



Village of Forestburg



Financial Summary

Returning Officer:		
Fees	\$4,162.	
Travel	698.	
Office Rental	796.	
Publishing	2,513.	
Printing	404.	\$8,573.
Election Clerk:		
Fees		2,929.
Supervisory Deputy Returning Officers:		
Fees		1,000.
Deputy Returning Officers:		
Fees	9,400.	
Travel	64.	9,464.
Poll Clerks:		
Fees		5,600.
Support Staff:		
Wages	195.	
Travel	69.	264.
Polling Place Rental:		
		1,790.
Office of the Chief Electoral Officer:		
Maps, Printing and Transportation		347.
	Total	<u><u>\$29,967.</u></u>

