



Province of Alberta

**The Report of The
Chief Electoral Officer
On The
Little Bow By-election
Held
Thursday, March 5, 1992**



Province of Alberta

**The Report of The
Chief Electoral Officer
On The
Little Bow By-election
Held
Thursday, March 5, 1992**



Alberta Legislative Assembly
Office of the Chief Electoral Officer

West Chambers Building, Main Floor
12220 Stony Plain Road
EDMONTON T5N 3Y4
Ph: 403/427-7191
Fax: 403/422-2900

March 26, 1992

Mr. Bob Bogle, Chairman
Standing Committee
on Legislative Offices
Legislature Building
Edmonton, Alberta

Dear Mr. Bogle:

I have the privilege to enclose the Report of the Chief Electoral Officer concerning the Little Bow By-election that was held on Thursday, March 5, 1992. Information on the Special Enumeration conducted in preparation for the By-election is included.

This Report is submitted pursuant to the provisions of Section 4(3) of the Election Act.

Should you require clarification on anything contained in this Report, or additional information, I would be pleased to respond.

Yours respectfully,

Patrick D. Ledgerwood
Chief Electoral Officer

Table of Contents

Subject	Page
Introduction.....	1
Special Enumeration.....	1
By-election	2
Overview of Results.....	3
Statement of Results by Poll	4
Maps - Electoral Division of Little Bow	5, 6 & 7
Special Enumeration Financial Summary	8
By-election Financial Summary.....	9

Little Bow By-election Report

Introduction

A vacancy in the Electoral Division of Little Bow was created by the resignation of the MLA, the Honourable Raymond A. Speaker, on January 3, 1992.

The resulting By-election was held pursuant to the provisions of the Election Act, Chapter E-2 of the Revised Statutes of Alberta, 1980, with amendments up to and including August 18, 1989. The electoral division boundary as described in the Schedule to the Electoral Divisions Amendment Act, proclaimed April 10, 1986, was used at this By-election.

Special Enumeration

In accordance with the provisions of Section 35 of the Election Act, the Chief Electoral Officer directed that a Special Enumeration be held in the Electoral Division of Little Bow during the period January 23 through February 1, 1992.

Accordingly, the electoral map was revised prior to the enumeration. The normal period of enumeration revisions was deferred in favour of the Revisions Period associated with the election process.

Information concerning the Special Enumeration was published twice in the Vulcan Advocate and Vauxhall Advance newspapers during the period January 15 to January 23, 1992.

The Special Enumeration resulted in 8,879 electors placing their names on the List of Electors.

The total cost to conduct this Special Enumeration was \$19,668.00, a summary is on Page 8.

By-election

By order of the Lieutenant Governor in Council, a Writ of Election, dated February 6, 1992, was issued by the Chief Electoral Officer to the Returning Officer, Mr. Eugene Waskiewich, pursuant to Section 36 and 37 of the Election Act.

Nomination Day was February 20, 1992 and Polling Day was March 5, 1992. Six candidates, each registered under the Election Finances and Contributions Disclosure Act, were nominated. Advance Polls were held at two locations on February 27th, 28th and 29th. One Treatment Centre Poll was conducted on Polling Day.

The Returning Officer announced the Official Results on March 16, 1992. Mr. Barry McFarland was declared duly elected. The Writ of Election and the Returning Officer's Certificate and Return, certifying Mr. McFarland's election, were returned to the Chief Electoral Officer on March 26, 1992. No appeal for a judicial recount, or from any decision of the Returning Officer concerning any of the ballots, was applied for pursuant to Section 142 of the Election Act.

The Chief Electoral Officer has arranged for the publication of the By-election Return in the April 15, 1992 issue of the Alberta Gazette.

Nomination deposits were forfeited by 4 of the 6 candidates. The forfeited deposits, totalling \$400.00, were paid through the Chief Electoral Officer to the Provincial Treasurer for deposit to the General Revenue Fund.

An overview of results indicating the total votes obtained by each candidate and a statement of results by poll are on Pages 3 and 4. Maps of the Electoral Division of Little Bow which display numbered polling subdivisions, are included on Pages 5, 6 and 7.

The total cost of the By-election was \$23,157.00, a summary is on Page 9.

Registered candidates are required to file By-election Campaign Period Financial Statements with the Office of the Chief Electoral Officer, not later than June 5, 1992. The information, which pertains to candidates' election expenses, will be published in the Vulcan Advocate and Vauxhall Advance newspapers in accordance with Section 3(1)(d) of the Election Finances and Contributions Disclosure Act.

Registered political parties, who participated, must file audited financial statements, not later than September 8, 1992. These financial statements will list contributions, receipts, transfers of funds/materials and expenditures concerning the campaigns. In accordance with Section 10 of the Election Finances and Contributions Disclosure Act, all financial statements will be available for inspection in the public files maintained by the Chief Electoral Officer and pertinent data from each will be published in the 16th Annual Report of the Chief Electoral Officer in August 1993.

Overview of Results

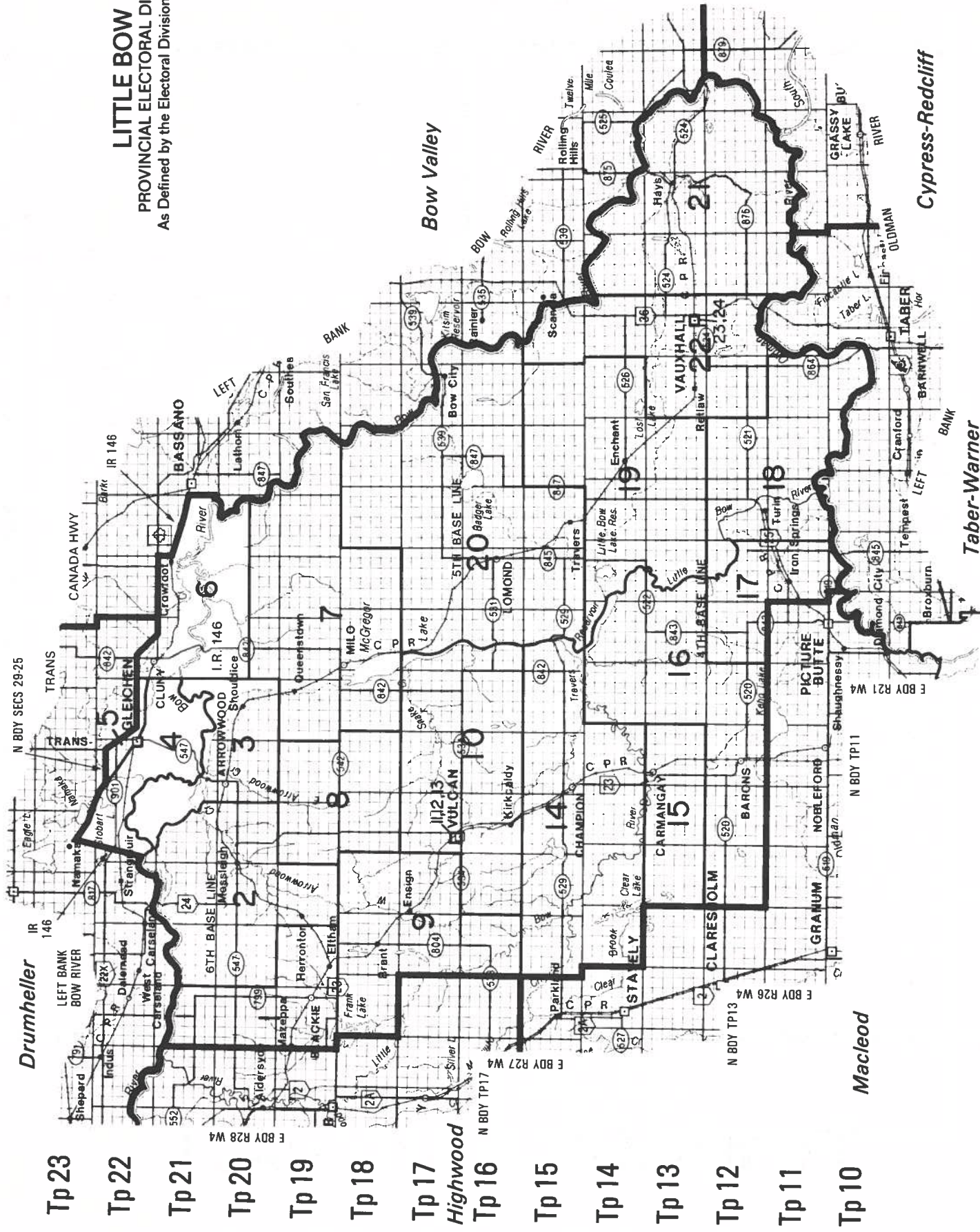
Candidate Political Affiliation *(Elected)	Valid Ballots Received	Percentage of Valid Ballots
Donna GRAHAM Alberta Liberal Party	1,704	30.51
Larry J. HALLER Alliance Party of Alberta	399	7.14
* Barry McFARLAND Alberta Progressive Conservative	1,966	35.21
Dean OSEEN Confederation of Regions (Alberta)	394	7.05
Ruth SCALPLOCK Alberta New Democrats	601	10.76
Al STROM Alberta Social Credit Party	521	9.33
Total Valid Ballots Counted	5,585	
● Total Names on Lists of Electors	9,158	
● Total Valid Ballots Counted	5,585	
● Total Ballots Rejected	18	
● Total Ballots Cast	5,603	
● Voter Turnout	61.2%	

Electoral Division of Little Bow

Statement of Results

POLL NUMBER	NAME OF POLL	GRAHAM Donna LIB	HALLER Larry J. APA	*McFARLAND Barry PC	OSEEN Dean COR	SCALPLOCK Ruth NDP	STROM Al SC	NAMES ON LIST	VALID BALLOTS	REJECTED BALLOTS	BALLOTS CAST	% VOTER TURNOUT
1	Blackie	109	7	46	16	13	18	384	209	0	209	54.4
2	Mossleigh	78	8	53	7	7	18	372	171	1	172	46.2
3	Arrowwood	66	14	30	10	19	7	242	146	1	147	60.7
4-A	Blackfoot	3	0	1	1	142	1	385	148	2	150	39.0
4-B	Blackfoot	1	0	0	0	140	0	375	141	3	144	38.4
5	Gleichen	65	5	19	12	14	5	234	120	0	120	51.3
6	Cluny	26	4	16	4	118	0	477	168	0	168	35.2
7	Milo	85	7	78	26	8	11	351	215	1	216	61.5
8	Union Jack	39	5	44	7	12	14	174	121	0	121	69.5
9	Ensign-Brant	85	8	52	9	2	19	296	175	1	176	59.5
10	Vulcan Rural	112	1	95	9	7	25	434	249	0	249	57.4
11	Vulcan North-West	62	10	77	18	6	26	319	199	0	199	62.4
12	Vulcan Centre	86	10	86	14	16	29	352	241	0	241	68.5
13	Vulcan South-East	71	7	66	10	8	26	311	188	1	189	60.8
14	Champion	56	12	222	29	13	61	581	393	0	393	67.6
15	Carmangay	19	0	146	10	10	1	298	186	1	187	62.8
16	Barons	70	5	194	9	5	13	506	296	2	298	58.9
17	Iron Springs	91	9	83	14	9	31	441	237	0	237	53.7
18	Turin	35	6	38	53	5	11	320	148	0	148	46.3
19	Enchant	62	132	108	25	1	6	451	334	0	334	74.1
20	Lomond	89	25	119	30	8	25	414	296	1	297	71.7
21	Hays	77	26	69	28	6	61	429	267	0	267	62.2
22	Vauxhall Rural	57	31	72	14	6	43	340	223	2	225	66.2
23	Vauxhall West	86	39	74	20	11	35	373	265	1	266	71.3
24	Vauxhall East	56	16	58	16	6	20	299	172	0	172	57.5
25	Vulcan Advance	79	3	70	2	2	5	0	161	1	162	
26	Vauxhall Advance	11	9	19	1	1	2	0	43	0	43	
27	Treatment Centre	9	0	13	0	2	7	0	31	0	31	
28	Incapacitated/Absentee	19	0	18	0	4	1	0	42	0	42	
TOTAL		1,704	399	1,966	394	601	521	9,158	5,585	18	5,603	61.2

LITTLE BOW
 PROVINCIAL ELECTORAL DIVISION
 As Defined by the Electoral Divisions Act 1985



Tp 23

Tp 22

Tp 21

Tp 20

Tp 19

Tp 18

Tp 17

Highwood

Tp 16

Tp 15

Tp 14

Tp 13

Tp 12

Tp 11

Tp 10

Bow Valley

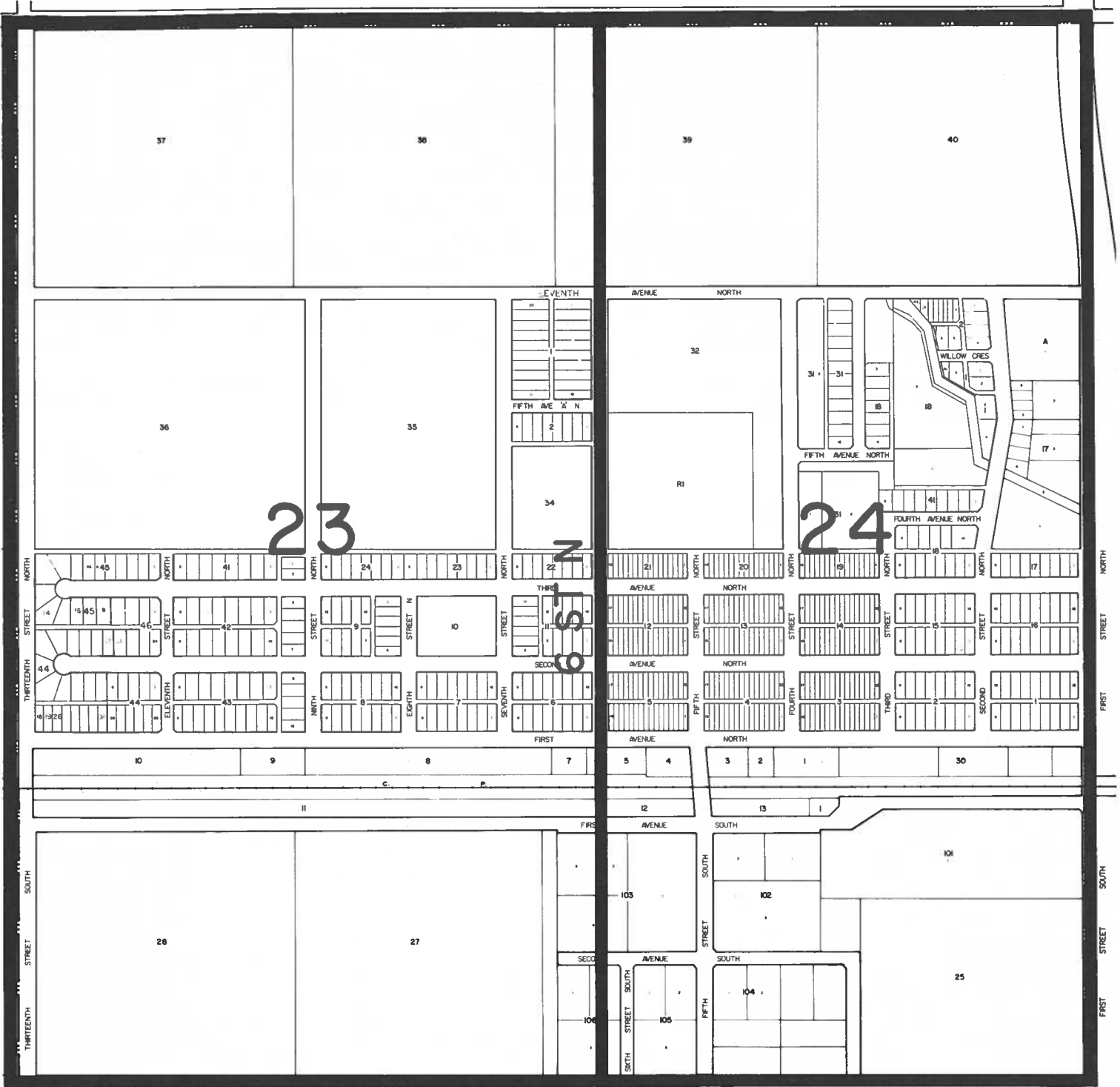
Macleod

Cypress-Redcliff

Taber-Warner

R 27 R 26 R 25 R 24 R 23 R 22 R 21 R 20 R 19 R 18 R 17 R 16 R 15 R 14 R 13 R 12

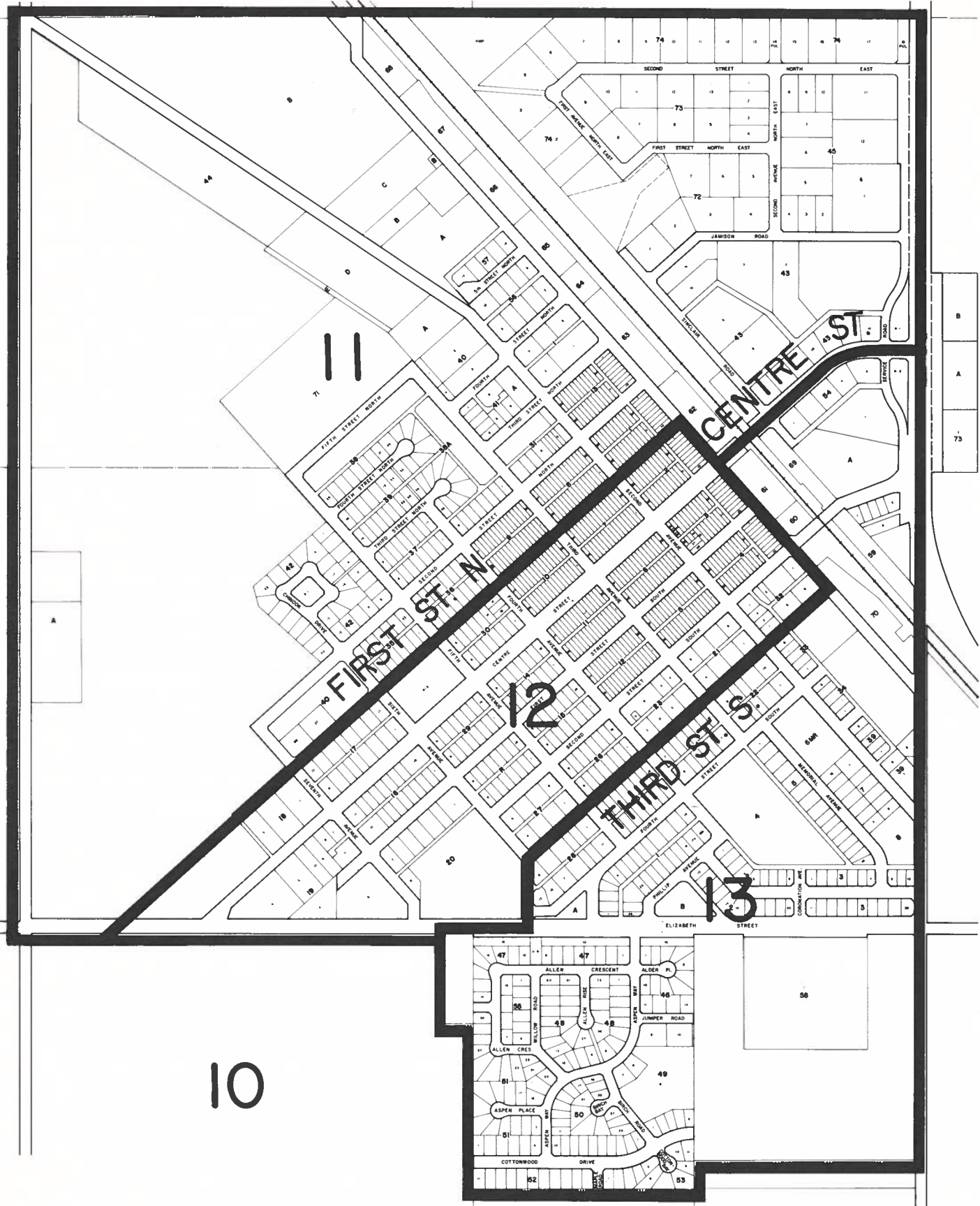
22



22

TOWN OF VAUXHALL

10



TOWN OF VULCAN

Little Bow Special Enumeration Financial Summary

Returning Officer:

Fees	2,388.	
Travel	718.	
Rentals, Miscellaneous and Telephone	449.	
Publishing	877.	
Printing	<u>563.</u>	4,995.

Enumerators:

Fees	11,386.	
Travel	<u>2,574.</u>	13,960.

Office of the Chief Electoral Officer (See "Note"):

Electronic Production of List of Electors	328.	
Map Reproduction	300.	
Transportation	<u>85.</u>	<u>713.</u>

Total Cost of the Little Bow Special Enumeration \$19,668.

Note: Most enumeration supplies were acquired from warehouse inventory on hand at the Office of the Chief Electoral Officer. These supplies were originally stocked for the 1988 General Enumeration.

Little Bow By-election Financial Summary

Returning Officer:		
Fees	4,040.	
Travel	227.	
Rentals, Miscellaneous and Telephone	1,629.	
Publishing	1,713.	
Printing	<u>516.</u>	8,125.
 Election Clerk:		
Fees	2,822.	
Travel	<u>457.</u>	3,279.
 Supervisory Deputy Returning Officers:		
Fees		400.
 Deputy Returning Officers:		
Fees	5,050.	
Travel	<u>252.</u>	5,302.
 Poll Clerks:		
Fees	3,000.	
Travel	<u>19.</u>	3,019.
 Support Staff:		
Wages		244.
 Polling Place Rental:		
		1,222.
 Office of the Chief Electoral Officer (See "Note"):		
Report Cost and Postage	1,227.	
Travel and Transportation	<u>339.</u>	1,566.
 Total Cost of the Little Bow By-election		 <u><u>\$23,157.</u></u>

Note: Most election supplies were acquired from warehouse inventory on hand at the Office of the Chief Electoral Officer. These were originally stocked for the 1989 General Election.

