

A large white circle containing a thick yellow "X" is positioned in the upper left quadrant of the page.

2022 BY-ELECTION REPORT

FORT MCMURRAY-LAC LA BICHE
MARCH 15, 2022

BROOKS-MEDICINE HAT
NOVEMBER 8, 2022



REPORT OF THE CHIEF ELECTORAL OFFICER

Copyright © 2023 Elections Alberta

ISBN: 978-1-988620-18-3

This publication is for public use and reference. All rights reserved. No parts of this publication may be reproduced, distributed, or transmitted in any form or by any means, including photocopying, recording, or other electronic methods, without the prior permission of the publisher, except in the cases of brief quotations intended for noncommercial uses permitted by copyright law.

Elections Alberta
100-11510 Kingsway NW
Edmonton, AB T5G 2Y5

elections.ab.ca



Suite 100
11510 Kingsway NW
Edmonton, Alberta
Canada T5G 2Y5

Tel | 780.427.7191
Fax | 780.422.2900

info@elections.ab.ca
www.elections.ab.ca

October 23, 2023

Chair, Standing Committee on Legislative Offices
c/o Jody Rempel
3rd Floor, Queen Elizabeth II Building
9820 – 107 Street
Edmonton, Alberta T5K 1E7

Dear Chair, Standing Committee on Legislative Offices

I have the privilege to submit the Report of the Chief Electoral Officer concerning the by-elections held in 2022 in accordance with the provisions of section 4(5) of the *Election Act*.

The 2022 By-Election Report includes my report on the March 15, 2022 by-election in the electoral division of Fort McMurray-Lac La Biche and the November 8, 2022 by-election in the electoral division of Brooks-Medicine Hat.

Should you require additional information on any aspect of this report, I would be pleased to respond.

Sincerely,

[Original signed by Glen Resler, CPA, CMA]
Chief Electoral Officer

Contents

COMPARATIVE STATISTICS..... 6

FORT MCMURRAY-LAC LA BICHE

INTRODUCTION 10

Appointment of Returning Officer 10

KEY DATES 12

NEW PROCEDURES 14

NEW INITIATIVES 16

THE BY-ELECTION..... 18

Candidates 19

Advance Voting 20

Mobile Voting 21

Special Ballot Voting 22

Election Day 23

POST ELECTION DAY 24

FINANCIAL SUMMARY..... 25

FINANCIAL REPORTING AND COMPLIANCE..... 26

Nomination Contestants and Candidates..... 27

Nomination Contestant Campaign Financial Statements 28

Candidate Campaign Financial Statements 30

Party Campaign Financial Statements..... 32

Election Third Party Advertiser Financial Statements 34

OVERVIEW OF RESULTS AND STATISTICS 36

DEMOGRAPHICS 38

Percent of Popular Vote 38


Votes by Method 39

Gender Statistics 40

Age Statistics..... 41

ELECTORAL DIVISION MAPS 43

SUMMARY OF RESULTS BY POLL..... 49



BROOKS-MEDICINE HAT

INTRODUCTION56

 Appointment of Returning Officer56

KEY DATES 58

THE BY-ELECTION..... 60

 Candidates 61

 Advance Voting62

 Mobile Voting63

 Special Ballot Voting 64

 Election Day65

POST ELECTION DAY66

FINANCIAL SUMMARY.....67

FINANCIAL REPORTING AND COMPLIANCE..... 68

 Nomination Contestants and Candidates.....69

 Nomination Contestant Campaign Financial Statements70

 Candidate Campaign Financial Statements72

 Party Campaign Financial Statements.....74

 Election Third Party Advertiser Financial Statements76

OVERVIEW OF RESULTS AND STATISTICS79

DEMOGRAPHICS 80

 Percent of Popular Vote 80



 Votes by Method 81

 Gender Statistics82

 Age Statistics..... 83

ELECTORAL DIVISION MAPS 85

SUMMARY OF RESULTS BY POLL.....91



COMPARATIVE STATISTICS

BY-ELECTIONS FROM 1979–2022

By-Election Date	Electoral Division	Valid Ballots	Rejected Ballots	Declined Ballots	Ballots Cast	Names on List	Voter Turnout
November 8, 2022	Brooks-Medicine Hat	12,692	45	0	12,737	35,872	35.5%
March 15, 2022	Fort McMurray-Lac La Biche	5,841	21	0	5,862	24,501	23.9%
July 12, 2018	Fort McMurray-Conklin	4,012	15	0	4,027	12,370	32.6%
July 12, 2018	Innisfail-Sylvan Lake	9,831	21	3	9,855	31,604	31.2%
December 14, 2017	Calgary-Lougheed	10,852	28	3	10,883	31,067	35.0%
March 22, 2016	Calgary-Greenway	8,270	60	2	8,332	29,230	28.5%
September 3, 2015	Calgary-Foothills	12,737	26	2	12,765	33,728	37.8%
October 27, 2014	Calgary-Elbow	12,670	23	2	12,695	34,163	37.2%
October 27, 2014	Calgary-Foothills	11,842	14	19	11,875	32,743	36.3%
October 27, 2014	Calgary-West	10,894	17	1	10,912	30,541	35.7%
October 27, 2014	Edmonton-Whitemud	14,163	14	17	14,194	35,795	39.7%
September 14, 2009	Calgary-Glenmore	10,991	29	1	11,021	28,164	39.1%
June 12, 2007	Calgary-Elbow	10,538	13	3	10,554	30,538	34.6%
June 12, 2007	Drumheller-Stettler	7,251	14	2	7,267	22,509	32.3%
April 8, 2002	Wainwright	6,552	12	0	6,564	19,563	33.6%

BY-ELECTIONS FROM 1979–2022 CON'T

By-Election Date	Electoral Division	Valid Ballots	Rejected Ballots	Declined Ballots	Ballots Cast	Names on List	Voter Turnout
September 25, 2000	Red Deer-North	4,150	5	2	4,157	20,409	20.4%
June 12, 2000	Edmonton-Highlands	8,237	27	1	8,265	19,714	41.9%
June 17, 1998	Edmonton-McClung	9,406	10	0	9,416	23,094	40.8%
May 21, 1996	Redwater	8,680	18	2	8,700	19,130	45.5%
April 20, 1995	Calgary-McCall	5,720	17	2	5,739	20,514	28.0%
October 26, 1992	Three Hills	10,337	34	-	10,371	17,736	58.5%
July 21, 1992	Calgary-Buffalo	8,602	47	-	8,649	26,029	33.2%
March 5, 1992	Little Bow	5,585	18	-	5,603	9,158	61.2%
December 17, 1990	Edmonton-Strathcona	9,339	24	-	9,363	19,252	48.6%
May 9, 1989	Stettler	7,789	15	-	7,804	11,618	67.2%
November 23, 1987	Chinook	5,441	9	-	5,450	10,149	53.7%
December 11, 1985	Edmonton-Whitemud	9,900	10	-	9,910	30,082	32.9%
February 21, 1985	Spirit River-Fairview	6,839	11	-	6,850	10,545	65.0%
February 17, 1982	Olds-Didsbury	9,523	10	-	9,533	13,798	69.1%
November 21, 1979	Barrhead	6,342	29	-	6,371	11,409	55.8%

Note: Declined ballots were not tracked or reported until 1995 for by-elections. Declined ballots were first reported in Alberta for the 1993 General Election.





FORT MCMURRAY- LAC LA BICHE

Section One

BY-ELECTION



INTRODUCTION

On August 15, 2021, a vacancy was created in the electoral division of Fort McMurray-Lac La Biche with the resignation of Member of Legislative Assembly Laila Goodridge.

In accordance with sections 39 and 40 of the *Election Act*, by order of the Lieutenant Governor in Council, a Writ of Election was issued by the Chief Electoral Officer on February 15, 2022, and transmitted to the Returning Officer for Fort McMurray-Lac La Biche. The Writ of Election indicated an election date of Tuesday, March 15, 2022.

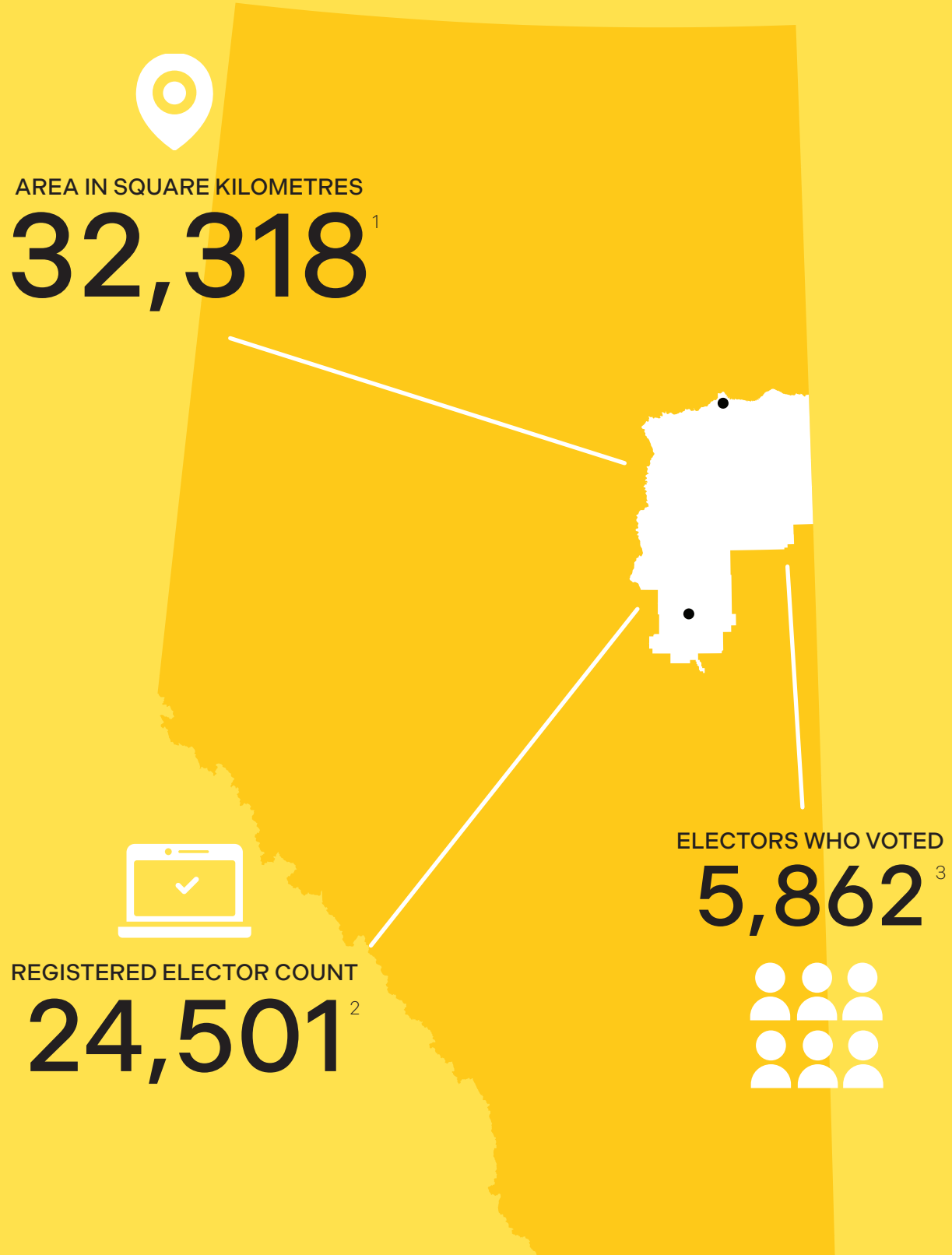
The electoral division boundaries described in the *Electoral Divisions Act* (in force as of March 19, 2019) were used during the by-election. While amendments to the *Election Act* and *Election Finances and Contributions Disclosure Act* outlined in Bill 81 received Royal Assent on December 8, 2021, the amendments did not come into force until March 31, 2022, thus these amendments were not applicable to this by-election.

The Chief Electoral Officer, however, submitted a request to the Standing Committee on Legislative Offices to test new procedures, a number of which were included in Bill 81, allowing the Office to implement several amendments early. These are outlined in the New Procedures section of this report.

APPOINTMENT OF RETURNING OFFICER

The Chief Electoral Officer appointed **Joanne Day** the Returning Officer for the Fort McMurray-Lac La Biche by-election, pursuant to section 9(1.1) of the *Election Act*. The appointment came into effect on September 10, 2021.





1. Alberta Electoral Boundaries Commission (October 2017)

2. Elections Alberta (March 2022)

3. Elections Alberta (March 2022)

KEY DATES



Friday, February 25

Candidate Nominations closed
(2:00 PM)

Tuesday, February 15

Writ of Election is issued by the
Chief Electoral Officer and is
transmitted to the Returning Officer
for Fort McMurray-Lac La Biche

Wednesday, March 8


First day of advance voting

Wednesday, February 16

Revisions period is commenced,
allowing electors to have their names
added to the List of Electors

Saturday, March 5

Revisions to the Lists of Electors
closed (4:00 PM)





NEW PROCEDURES

On October 8, 2021 the Standing Committee on Legislative Offices approved the test of election procedures and equipment in accordance with section 4.1 of the *Election Act* in the following areas:

- Special Ballot
- Data Sharing with Candidates and Parties
- Scrutineers
- Official Count
- Mobile Voting

SPECIAL BALLOT

Due to the ongoing pandemic, the Chief Electoral Officer added “concerns related to the pandemic” as a valid reason for a Special Ballot request, potentially increasing the volume of requests for Special Ballots during the by-election. The Special Ballot procedures were modified to expand elector options for the pick up and drop off of packages. In addition, the package was streamlined to make it easier to complete. These changes to the Special Ballot Package, along with no longer requiring a copy of elector identification if applying in-person, were consistent with amendments that were introduced in Bill 81, but not yet in force.

DATA SHARING WITH CANDIDATES AND PARTIES

Registered political parties and candidates are to receive specific documents and information from Elections Alberta during the election period; however, the *Election Act* was inconsistent in which political participants were entitled to the information and where it could be accessed. Some information was distributed from Elections Alberta, while other information was obtained from the local returning office.

Bill 81 amended the *Election Act* to provide more consistency in how data is shared, and Elections Alberta streamlined this process through the introduction of a secure online portal. This request aligned with the changes in Bill 81, allowing Elections Alberta to test the newly developed Candidate Portal in a by-election.

SCRUTINEERS

Rather than being appointed to specific voting stations, scrutineers could be appointed to each voting place. This allowed the scrutineer to observe multiple stations within a voting place and only take the Oath of Secrecy with the Site Supervisor once. The limitation of one scrutineer per candidate at any one station was maintained. This request aligned with amendments to the *Election Act* introduced in Bill 81, but not yet in force.

OFFICIAL COUNT

Following the close of voting on Election Day, election officers complete an unofficial count of ballots and the results are reported on election night. In the days following, the Returning Officer completes a full manual recount of all ballots cast in their electoral division.

Amendments outlined in Bill 81 provides for an alternate process to be followed where the difference between the first and second candidate is 101 votes or more. In this case, the Returning Officer is required to review all Statement of Votes, objected to ballots, rejected ballots and any other information required for them to sign the Statement of Official Results. Applying this threshold and verification process for the official count was requested for testing in the by-election, allowing Elections Alberta to test the new procedures in the event that the difference between the first and second candidate was more than 101 votes.

MOBILE VOTING

As access to provide mobile voting in supportive living, long-term care, treatment centres, emergency shelters and community support centres could be impacted by the pandemic, alternate forms of special ballot voting were requested to provide options for electors at these facilities.

At supportive living and long-term care facilities, modified special ballot voting packages could be provided for all eligible voters in the facility through the facility administrator, with the administrator being able to complete an attestation form in lieu of identification.

At treatment centres, emergency shelters and community support centres, information and materials were made available in the facility outlining the process for ordering and designating a person to pick up and drop off Special Ballot packages. The returning office could also facilitate the pick up and drop off of packages at these locations.

This was the only procedure that was requested to be tested that was not a change already outlined in Bill 81 and was necessary to provide alternate voting options during the pandemic.

As a result, no additional recommendations to amend the *Election Act* are included in this report.

NEW INITIATIVES

In addition to the request to the Standing Committee on Legislative Offices to test new procedures, the Chief Electoral Officer introduced several new initiatives in the by-election to improve the efficiency and accuracy of services provided to the public, political entities and election officers.



SATELLITE OFFICES

For the first time, Elections Alberta opened two returning offices to provide services to electors and candidates. The primary returning office was in Fort McMurray, with the satellite office in Lac La Biche.

The satellite office offered all services available at the main office including candidate nominations, revisions, Special Ballots, election officer training and supply distribution.

The satellite office had reduced office hours to allow the office staff to conduct election officer training sessions on days the office was closed to the public. By doing so, the satellite office could be staffed by two positions sharing the roles of Election Clerk and Trainer and Administrative Assistant and IT Support. Additional temporary staff were engaged on voting days and throughout the election period, when necessary.

ELECTRONIC VOTING RECORD

Beginning in 2020, Elections Alberta commenced the replacement of the election management system, including the electronic voting record software used at the voting place for advance voting. At the time of the by-election, components of the replacement system that were ready were tested.

New components of the system that were tested included the following:

- The electronic voting record for advance voting and Special Ballot voting.
- The management of the list of electors, revisions to the list and production of where to vote cards.
- The candidate portal for candidate and political party access to the list of electors and strike off data.



PANDEMIC PRECAUTIONS

This by-election included additional modifications in response to the COVID-19 pandemic and public health restrictions in force at that time.

These changes included:

- All Election Day and advance voting places were staffed with a Site Cleaner and Security Guard. The Site Cleaner was responsible for cleaning high touch surfaces throughout voting days. Security Guards were hired in response to disruptions at voting places experienced by Elections Canada in the 2021 federal election.
- Both returning offices and voting places were equipped with sanitizer, medical masks, face shields, disposable gloves, disinfectant wipes, and protective barriers. Voting place and training room set-up also took into consideration physical distancing requirements.
- All election officers were required to wear a mask during both their training and work shift. While electors were encouraged to wear a mask, doing so was not required to vote.
- Election officers were trained and provided with Elections Alberta's COVID-19 Guide for Polling Places.

PAYMENT OF ELECTION OFFICERS

Following the introduction of One Government eXperience (1GX), a financial and payroll system, to the Government of Alberta for all commencement and payment of employees, it was determined that this system was not well equipped to address the hiring, commencement and payment of large numbers of new staff in a short time period.

Considering the need for efficient on-boarding and managing payments for election officers, arrangements were made with an external payment vendor. For this by-election Elections Alberta worked with Payworks, a Canadian-based organization, to manage the payment of election officers for the by-election.


By utilizing an external payment vendor for this by-election, Elections Alberta was able to test this system and its associated processes to prepare for payment volumes anticipated for the 2023 Provincial General Election.

THE BY-ELECTION

One or more voting options were available on all 28 days of the election period, from Wednesday, February 16 to Tuesday, March 15. Voting options included Special Ballot voting, mobile voting, advance voting and Election Day voting.

There were 5,862 ballots cast in the by-election, 5,841 were counted as valid ballots and 21 were rejected. No ballots were declined.

Voter turnout is traditionally low in by-elections compared to that of Provincial General Election turnouts, and this time was no exception. During the Fort McMurray-Lac La Biche by-election, 23.9% of eligible electors cast a ballot.



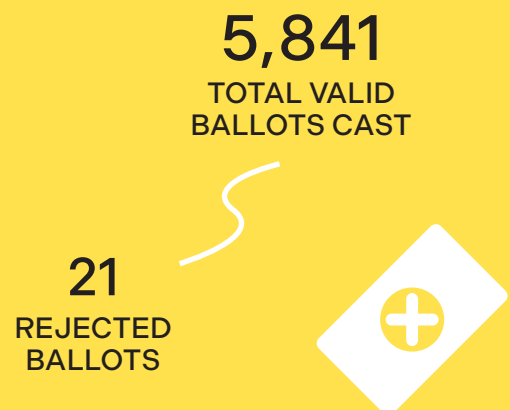
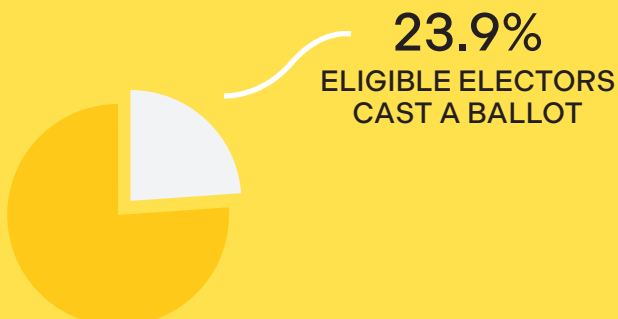
**ELECTION DAY:
TUESDAY
MARCH 15**



**28 DAYS
TO VOTE**



EIGHT (8) BY-ELECTION CANDIDATES



CANDIDATES

Becoming a candidate is a 2-step process involving both registration and nomination. Only candidates that have completed both steps were listed on the Fort McMurray-Lac La Biche by-election ballot.

1: REGISTRATION

All candidates must complete the registration process under the *Election Finances and Contributions Disclosure Act*. This process provides Elections Alberta with information on the potential candidate, their Chief Financial Officer, location of records and their financial institution to account for their campaign contributions and expenses.

This process starts the financial component of the candidate's campaign and information, as well as subsequent financial disclosures. Additional registration and financial disclosures details for candidates can be found on page 26 of the report and at efpublic.elections.ab.ca/.

2: NOMINATION

All Candidates must be nominated for election by 25 electors in the electoral division and provide a \$500 deposit. All nomination signatures must be collected in person and be accompanied by the elector's name and physical address.

Nomination papers needed to be submitted to the Returning Officer by **February 25, 2022** at 2:00 pm for review and acceptance.

The following eight (8) candidates successfully completed both steps and were listed on the Fort McMurray-Lac La Biche by-election ballot.

Candidate	Political Party Affiliation (Ballot Name)
Marilyn Burns	Advantage Party of Alberta
Brian Deheer	Independent
Paul Hinman	Wildrose Independence Party of Alberta
Abdulhakim Hussein	Alberta Liberal Party
Brian Jean	United Conservative Party of Alberta
Michelle Landsiedel	Alberta Party
Ariana Mancini	Alberta NDP
Steven Mellott	The Independence Party of Alberta

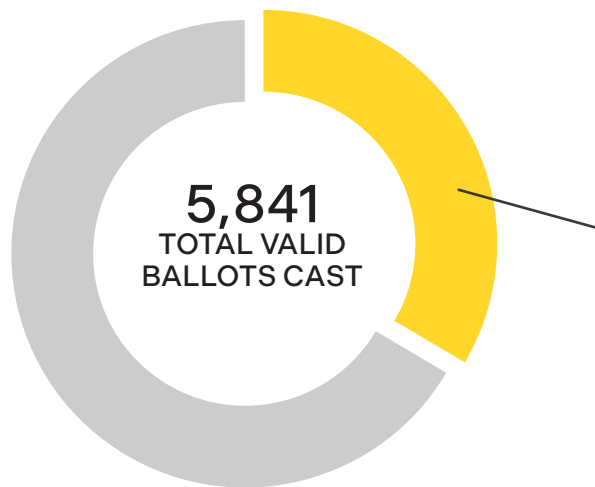
Note: The candidate names shown above are listed in the order by which they appeared on the by-election ballots.

ADVANCE VOTING

By legislation, advance voting was held in the electoral division from Tuesday, March 8, through Saturday, March 12, 2022. Two (2) locations were open on all advance voting days from 9:00 am to 8:00 pm daily. These locations included: Bold Centre (Lac La Biche) and Shell Place (Fort McMurray). Additional one-day advance voting locations were provided in Anzac, Conklin, Janvier, Kikino Métis Settlement, Wandering River and Goodfish Lake. Electors of Fort McMurray-Lac La Biche could vote at any of the advance voting locations established in the electoral division.

Thirty-nine (39) election officers were recruited, hired, and trained for advance voting, including Supervisory Deputy Returning Officers, Deputy Returning Officers, Information Officers, and Site Cleaners. Security Guards for each location were contracted positions.

A total of 1,964 valid ballots were cast during advance voting over the five-day period, representing 33.6% of all valid ballots cast in the by-election.




1,964 VALID BALLOTS WERE CAST WITH ADVANCE VOTING

THAT'S ALMOST

1/3

OF ALL BALLOTS




MOBILE VOTING

Mobile voting was held on Election Day, in supportive living facilities, treatment centres, emergency shelters and community support centres with ten (10) or more residents, inpatients or individuals receiving services, where consultation with facility staff determines the service to be appropriate.


A Deputy Returning Officer and a Poll Clerk, along with a facility representative, either set up a stationary poll in a fixed location, move from bedside-to-bedside, or both, depending on the situation.

Rotary House Seniors Lodge and Willow Square Continuing Care Centre in Fort McMurray were visited by one (1) mobile voting team on Election Day. Lac Alta Lodge and Golden Sands in Lac La Biche were visited by one (1) mobile voting team on Election Day.

Northern Lights Regional Health Centre, Araubasca House and Legion Manor in Fort McMurray and William J. Cadzow Healthcare Centre in Lac La Biche, received modified Special Ballot voting services, as access to the facilities were not possible due to pandemic restrictions.



**A TOTAL
OF 91 VALID
BALLOTS
WERE CAST
WITH MOBILE
VOTING THIS
BY-ELECTION.**



89.2% OF ALL SPECIAL BALLOTS APPLIED FOR WERE RETURNED

SPECIAL BALLOT VOTING

Special Ballots offer an alternate voting option to facilitate voting for electors who are not able to vote during advance voting or on Election Day.

All Special Ballots could be picked up from or completed in person at the returning office, satellite office, or from Elections Alberta's office in Edmonton. All requests for mail-out Special Ballots were distributed from Elections Alberta.

A total of 101 Special Ballot applications were received. Of these, 81 were completed in person, 16 were mailed and four (4) were picked up.

A total of 91 valid Special Ballots were cast. The remaining ten (10) Special Ballots that were applied for were not returned prior to the close of voting on Election Day and were subsequently rejected.

ELECTION DAY

Election Day was held on Tuesday, March 15, 2022. There were 52 voting stations in nineteen (19) voting locations within the electoral division.

One hundred forty-six (146) election officers were recruited, hired, and trained for Election Day voting, including Supervisory Deputy Returning Officers, Deputy Returning Officers, Poll Clerks, Registration Officers, Information Officers, Site Cleaners and Site Monitors. Security Guards for each location were contracted positions. Additionally, 16 election officers were hired and trained as spares.

A total of **3,695 valid ballots** were cast on Election Day, representing 63% of all valid ballots cast in the Fort-McMurray-Lac La Biche by-election.

Election Day registrations are a good measure of the quality of the List of Electors provided by Elections Alberta for use by election officers and political participants. A total of 453 electors were not on the List of Electors and had to register to vote by completing a Declaration of Elector. Based on the total number of names on the List after declarations were added (24,501), 7.8% of electors who voted were not already registered.




100%

OF ALL ADVANCE AND ELECTION DAY
VOTING PLACES WERE BARRIER FREE

UNOFFICIAL
RESULTS WERE
PUBLISHED ON
ELECTION
NIGHT ON OUR
WEBSITE AS
RESULTS WERE
RECEIVED
FROM EACH
VOTING PLACE.
ALL RESULTS
WERE REPORTED
BY **11:08PM.**





**THE CHIEF ELECTORAL OFFICER ANNOUNCED
THE OFFICIAL RESULTS OF THE BY-ELECTION
ON FRIDAY, MARCH 25, 2022. MR. BRIAN JEAN,
REPRESENTING THE UNITED CONSERVATIVE
PARTY OF ALBERTA, WAS DULY ELECTED.**

POST ELECTION DAY

Following the election, the Writ of Election and the Returning Officer's Certificate and Return certifying the candidate's election were returned to the Chief Electoral Officer on March 23, 2022.

The by-election return was published in the April 14, 2022 issue of the Alberta Gazette.

No application was made to the Courts for a judicial recount pursuant to section 144 of the *Election Act*. No controverted election petition was filed for the by-election in Fort McMurray-Lac La Biche.

The total cost of the by-election was \$402,009. A cost summary is included on the following page.

FINANCIAL SUMMARY


Fort McMurray-Lac La Biche	Amount CAD\$
Employer Contributions	6,191
Travel	14,613
Advertising	18,373
Freight and Postage	21,065
Rentals - Returning Officer's Office	5,000
Rentals -Voting Places	24,855
Telephones and Communications	6,827
Contract Services - Printing	52,079
Contract Services - Returning Officer's Office Staff	47,078
Contract Services - Voting Staff	84,825
Contract Services - Other	18,687
Technology Services	99,482
Hosting	48
Election Materials and Supplies	2,886
Total Expenses	402,009

FINANCIAL REPORTING AND COMPLIANCE

FORT MCMURRAY-LAC LA BICHE

Elections Alberta regulates the registration and financial activities of nomination contestants, candidates, parties, and third party advertisers who participate in by-elections. All by-election political participants were required to be on record with Elections Alberta and to comply with political fund-raising and spending rules under the *Election Finances and Contributions Disclosure Act* (EFCDA).

Following the submission of their financial returns, Elections Alberta examined the financial statements and associated reports to ensure compliance with the EFCDA.



NOMINATION CONTESTANTS AND CANDIDATES

Eight (8) individuals ran as nomination contestants, to seek endorsement as their party's official candidate for the by-election, and seven (7) were endorsed across seven (7) parties. The seven (7) parties that ran candidates were:

- Advantage Party of Alberta (APA)
- Alberta Liberal Party (LIB)
- Alberta New Democratic Party (NDP)
- Alberta Party (AP)
- The Independence Party of Alberta (TIP)
- The United Conservative Party of Alberta (UCP)
- Wildrose Independence Party of Alberta (WIPA)

One (1) individual registered as an independent candidate. All candidates filed candidate nomination papers with the Returning Officer and appeared on the election ballot.

The following table lists the by-election nomination contestants and candidates, chief financial officers (CFOs), party affiliations, and effective dates.

Party Name	Nomination Contestant/ Candidate Name	Nomination Contestant Registration Date	Candidate Registration Date
APA	MARILYN BURNS CFO-RON MALOWANY	February 11, 2022	February 11, 2022
LIB	ABDULHAKIM HUSSEIN CFO-ALEKSANDAR SAMARDZIJA	February 16, 2022	February 17, 2022
NDP	ARIANA MANCINI NOM. CONTESTANT CFO-CHARLIE MANCINI CANDIDATE CFO-HABIBA ADIL	December 2, 2021	December 13, 2021
AP	MICHELLE LANDSIEDEL CFO-ANTHONY CASTILLO	February 17, 2022	February 18, 2022
IND	BRIAN DEHEER CFO-LIONEL PETERSON	N/A	February 25, 2022
TIP	STEVEN MELLOTT CFO-BRANDY BEVERIDGE	February 16, 2022	February 17, 2022
UCP	JOSHUA GOGO CFO-NIXON TEBO	October 18, 2021	Not endorsed
UCP	BRIAN JEAN CFO-ROBERT SUCH	October 26, 2021	December 20, 2021
WIPA	PAUL HINMAN CFO-MICHELLE HEGGIE	December 9, 2021	January 14, 2022

NOMINATION CONTESTANT CAMPAIGN FINANCIAL STATEMENTS

Nomination Contestant (Endorsed in bold)	Revenues			Expenses			Surplus (Deficit)
	Contributions	Other Revenue	Transfers Received	Election Expenses	Other Expenses	Transfers Issued	
APA MARILYN BURNS	\$0	\$0	N/A	\$0	\$0	\$0	\$0
LIB ABDULHAKIM HUSSEIN	\$0	\$0	N/A	\$0	\$0	\$0	\$0
NDP ARIANA MANCINI	\$0	\$0	N/A	\$0	\$0	\$0	\$0
AP MICHELLE LANDSIEDEL	\$0	\$0	N/A	\$0	\$0	\$0	\$0
TIP STEVEN MELLOTT	\$235	\$0	N/A	\$235	\$0	\$0	\$0
UCP JOSHUA GOGO	\$9,578	\$1,000	N/A	\$7,725	\$2,853	\$0	\$0
UCP BRIAN JEAN	\$52,677	\$2,160	N/A	\$8,597	\$1,530	\$1,660	\$43,050
WIPA PAUL HINMAN	\$0	\$500	N/A	\$0	\$500	\$0	\$0
TOTAL	\$62,490	\$3,660	N/A	\$16,557	\$4,883	\$1,660	\$43,050

The by-election nomination contestants were required to file campaign financial returns within four (4) months after the date set for the selection of the successful contestant, as determined by the parties. Each financial return discloses all revenues and expenses for the nomination contestant's campaign.

The table above summarizes the nomination contestants' campaign return financial data, after any required audit adjustments were made. The two (2) UCP contestants who sought the party's endorsement reported financial activity, whereas the other nomination contestants who were acclaimed had virtually nil activity.

Abbreviations:

APA	Alberta Advantage Party
LIB	Alberta Liberal Party
NDP	Alberta New Democratic Party
AP	Alberta Party
IND	Independent
TIP	The Independence Party of Alberta
UCP	The United Conservative Party of Alberta
WIPA	Wildrose Independence Party of Alberta

Revenues

The Contributions column in the table represents the total money and valued (in-kind) contributions received from contributors. Contributions to the by-election nomination contestants were limited to **\$4,243** per contributor and are eligible to be claimed for income tax credits by the contributors.

Amounts in the Other Revenue column may be made up of nomination campaign fund-raisers and miscellaneous nomination campaign income.

Expenses

The by-election nomination contestants were subject to an Election Expense limit of **\$10,607** during the contest period. The contest period ran from the date of the official call until the date set for the nomination contestant selection, as determined by the parties.

Amounts in the Other Expenses column may include campaign expenses not subject to the spending limit and any contest fees and/or deposits paid.

Transfers

The Transfers Received column is not applicable (N/A) as nomination contestants cannot accept fund transfers from other contestants or from other political participants. The Transfers Issued column may include nomination campaign funds paid over to the contestant's party or the contestant's constituency association.

CANDIDATE CAMPAIGN FINANCIAL STATEMENTS

Candidate (Elected in bold)	Revenues			Expenses			Surplus (Deficit)
	Contributions	Other Revenue	Transfers Received	Election Expenses	Other Expenses	Transfers Issued	
APA MARILYN BURNS	\$4,015	\$500	\$0	\$3,732	\$500	\$283	\$0
LIB ABDULHAKIM HUSSEIN	\$0	\$3,805	\$0	\$3,305	\$500	\$0	\$0
NDP ARIANA MANCINI	\$0	\$50,230	\$0	\$48,771	\$1,459	\$0	\$0
AP MICHELLE LANDSIEDEL	\$0	\$9,852	\$0	\$9,352	\$500	\$0	\$0
IND BRIAN DEHEER	\$0	\$500	\$0	\$0	\$500	\$0	\$0
TIP STEVEN MELLOTT	\$1,777	\$520	\$0	\$1,797	\$500	\$0	\$0
UCP BRIAN JEAN	\$19,541	\$521	\$50,000	\$41,811	\$10,661	\$60,640	\$0
WIPA PAUL HINMAN	\$16,670	\$500	\$29,639	\$34,824	\$500	\$11,485	\$0
TOTAL	\$42,003	\$66,428	\$79,639	\$143,592	\$15,120	\$72,408	\$0

The by-election candidates were required to file campaign financial returns by July 15, 2022, to disclose all revenues and expenses for their by-election campaigns.

The table above summarizes the candidates' campaign return financial data, after any required audit adjustments were made. The UCP candidate carried forward surplus funds from his nomination contestant campaign for his candidacy. Following the election, both the UCP and WIPA candidates transferred their candidate campaign surpluses to constituency associations.

Abbreviations:

APA	Alberta Advantage Party
LIB	Alberta Liberal Party
NDP	Alberta New Democratic Party
AP	Alberta Party
IND	Independent
TIP	The Independence Party of Alberta
UCP	The United Conservative Party of Alberta
WIPA	Wildrose Independence Party of Alberta

Revenues

The Contributions column in the table represents any money and valued (in-kind) contributions received from contributors. Contributions to the by-election candidates were limited to **\$4,243** per contributor and are eligible to be claimed for income tax credits by the contributors.

Amounts in the Other Revenue column may be made up of surplus funds from the candidate's nomination contest and/or previous candidacy, income from campaign fund-raisers, miscellaneous candidate campaign income, and election goods or services paid by the candidates' party or any of the party's constituency association(s) on their behalf.

Expenses

The by-election candidates were subject to an Election Expense limit of **\$53,034** during the by-election period from the writ of election through the end of Election Day. Their election expenses can include goods or services paid by the candidate's party or constituency association(s) for the candidate's use during the election.

The Other Expenses column may include campaign expenses not subject to the spending limit and payment of the candidate's deposit.

Transfers

Amounts in the Transfers Received and the Transfers Issued columns may include campaign fund transfers with the candidate's party or constituency association(s).

PARTY CAMPAIGN FINANCIAL STATEMENTS

Party Name	Revenues			Expenses			Surplus (Deficit)
	Contributions	Other Revenue	Transfers Received	Election Expenses	Other Expenses	Transfers Issued	
APA	\$0	\$0	\$0	\$0	\$0	\$0	\$0
LIB	\$0	\$0	\$0	\$0	\$ 3,305	\$0	(\$3,305)
NDP	\$0	\$0	\$0	\$0	\$49,730	\$500	(\$50,230)
AP	\$7,775	\$2	\$0	\$243	\$9,252	\$0	(\$1,718)
TIP	\$0	\$0	\$0	\$0	\$0	\$20	(\$20)
UCP	\$0	\$0	\$0	\$0	\$0	\$0	\$0
WIPA	\$0	\$0	\$0	\$0	\$0	\$13,000	(\$13,000)
TOTAL	\$7,775	\$2	\$0	\$243	\$62,287	\$13,520	(\$68,273)

The parties that ran candidates in the by-election were required to file campaign financial returns by September 15, 2022, to disclose all revenues and expenses related to the by-election.

The table above summarizes the parties' campaign financial return data, after any required audit adjustments were made. Only the Alberta Party reported campaign contributions and election expenses. A few of the parties or constituency associations helped their candidates by paying for election goods or services or issuing funds transfers.

Abbreviations:

APA	Alberta Advantage Party
LIB	Alberta Liberal Party
NDP	Alberta New Democratic Party
AP	Alberta Party
TIP	The Independence Party of Alberta
UCP	The United Conservative Party of Alberta
WIPA	Wildrose Independence Party of Alberta

Revenues

The Contributions column in the following table represents any money and valued (in-kind) campaign contributions received from contributors. Only contributions deemed by a party to be campaign contributions are included on the campaign return. Contributions were limited to **\$4,243** per contributor and are eligible to be claimed for income tax credits by the contributors.

Amounts in the Other Revenue column may be made up of income from campaign fund-raisers, miscellaneous campaign income, and election goods or services paid by the party's constituency association(s) on their behalf.

Expenses

The parties were subject to an Election Expense limit of **\$24,396** during the by-election period from the writ of election through the end of Election Day. Election expenses can include goods or services paid by the party's constituency association(s) for the party's use during the election.

The Other Expenses column can include campaign expenses not subject to the spending limit.

Transfers

Amounts in the Transfers Received and the Transfers Issued columns may include campaign fund transfers with the party's candidate(s) or constituency association(s).

ELECTION THIRD PARTY ADVERTISER FINANCIAL STATEMENTS

ETPA	Revenues			Expenses			Surplus (Deficit)
	Contributions	Other Revenue	Transfers Received	Election Expenses	Other Expenses	Transfers Issued	
CUPE LOCAL 355 TYPE: UNION	\$25	(\$5)	\$0	\$20	\$0	\$0	\$0
NATIONAL POLICE FEDERATION TYPE: CORPORATION	\$0	\$0	\$0	\$0	\$0	\$0	\$0
TOTAL	\$25	(\$5)	\$0	\$20	\$0	\$0	\$0

Two (2) out of 12 registered election third party advertisers (ETPAs) confirmed their potential engagement in election advertising for the by-election. The remaining registered ETPAs all confirmed that they were not engaging in election advertising during the by-election. The two (2) ETPAs listed above were required to file election advertising financial returns by September 15, 2022, to disclose all revenues and expenses related to the by-election.

The table above summarizes the ETPAs' election advertising financial return data, after any required audit adjustments were made. The two (2) ETPAs had virtually nil financial activity.

Revenues

The Contributions column in the table represents any election advertising contributions received from contributors during the by-election advertising period from the writ of the election through the end of Election Day. There was no contribution limit amount and contributions are not eligible to be claimed for income tax credits by the contributors.

Amounts in the Other Revenue column may be made up of income from ETPA fund-raisers, miscellaneous income, and pre-paid election advertising goods or services.

Expenses

ETPAs were subject to an Election Expense limit of **\$3,182** during the by-election advertising period from the writ of election through the end of Election Day. Election advertising expenses may include pre-paid election advertising goods or services.

The Other Expenses column can include miscellaneous non-advertising expenses which are not subject to the spending limit.

Transfers

The Transfers Received column may include funds transfers from other registered ETPAs. The Transfers Issued column may include funds issued to other registered ETPAs and to registered political third party advertisers (PTPAs).

OVERVIEW OF RESULTS AND STATISTICS

The following section provides an overview of the votes received by each candidate, the turnout for the by-election and a comparison of voter demographics in the by-election to the 2019 Provincial General Election.



SUMMARY OF RESULTS BY CANDIDATE

Candidate	Party	Valid votes	% of Votes	Names on list	% Turnout
BRIAN JEAN	UCP	3,717	63.6%	-	-
ARIANA MANCINI	NDP	1,081	18.5%	-	-
PAUL HINMAN	WIPA	628	10.8%	-	-
ABDULHAKIM HUSSEIN	LIB	211	3.6%	-	-
MICHELLE LANDSIEDEL	AP	98	1.7%	-	-
BRIAN DEHEER	IND	57	1.0%	-	-
MARILYN BURNS	AAP	25	0.4%	-	-
STEVEN MELLOTT	TIP	24	0.4%	-	-
TOTAL		5,841	100%	24,501	23.9%

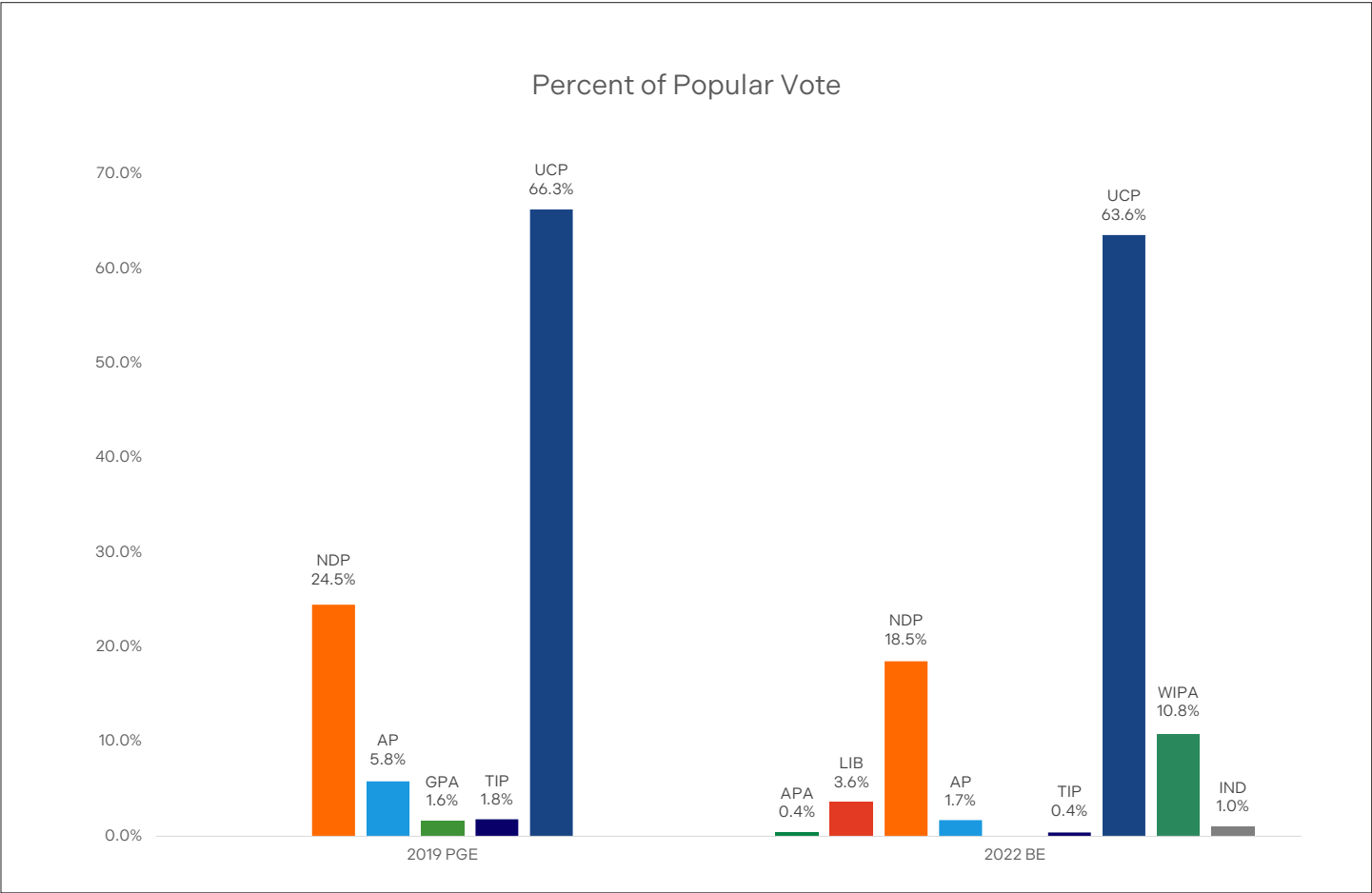
Note: Percentage of voter turnout includes rejected and declined ballots, in addition to valid ballots cast, as reflected in the poll-by-poll results commencing on page 49. Names appear in order of number of valid votes received. The name in **bold** print represents the elected candidate. Percentage of votes may not sum to 100% due to rounding.

Abbreviations:

APA	Alberta Advantage Party
LIB	Alberta Liberal Party
NDP	Alberta New Democratic Party
AP	Alberta Party
IND	Independent
TIP	The Independence Party of Alberta
UCP	The United Conservative Party of Alberta
WIPA	Wildrose Independence Party of Alberta

DEMOGRAPHICS

PERCENT OF POPULAR VOTE



Reflecting what was recorded in the 2019 Provincial General Election, the seat for Fort McMurray-Lac La Biche was once again won by a candidate that represented the United Conservative Party (UCP). UCP captured 63.6% of the popular vote, similar to the electoral division results from the 2019 Provincial General Election where the UCP received 66.3% of the popular vote.

- Legend
- APA

Alberta Advantage Party
- LIB

Alberta Liberal Party
- NDP

Alberta New Democratic Party
- AP

Alberta Party
- GPA

Green Party of Alberta
- TIP

The Independence Party of Alberta
- UCP

The United Conservative Party of Alberta
- WIPA

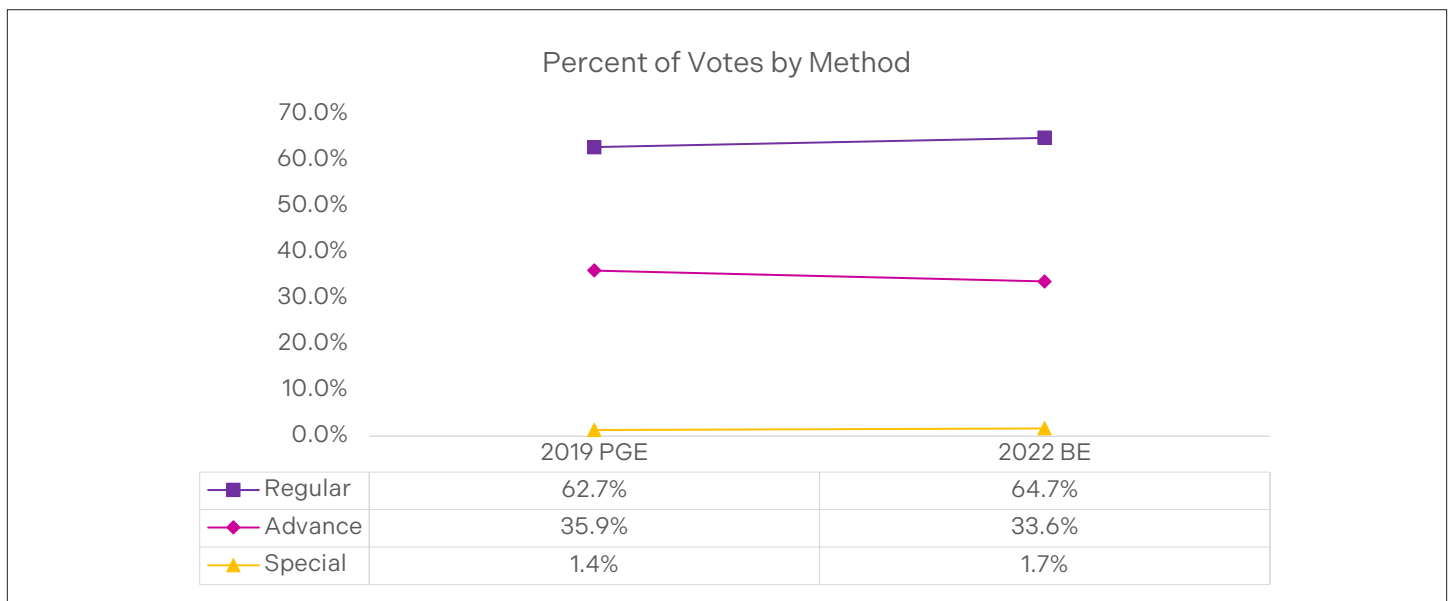
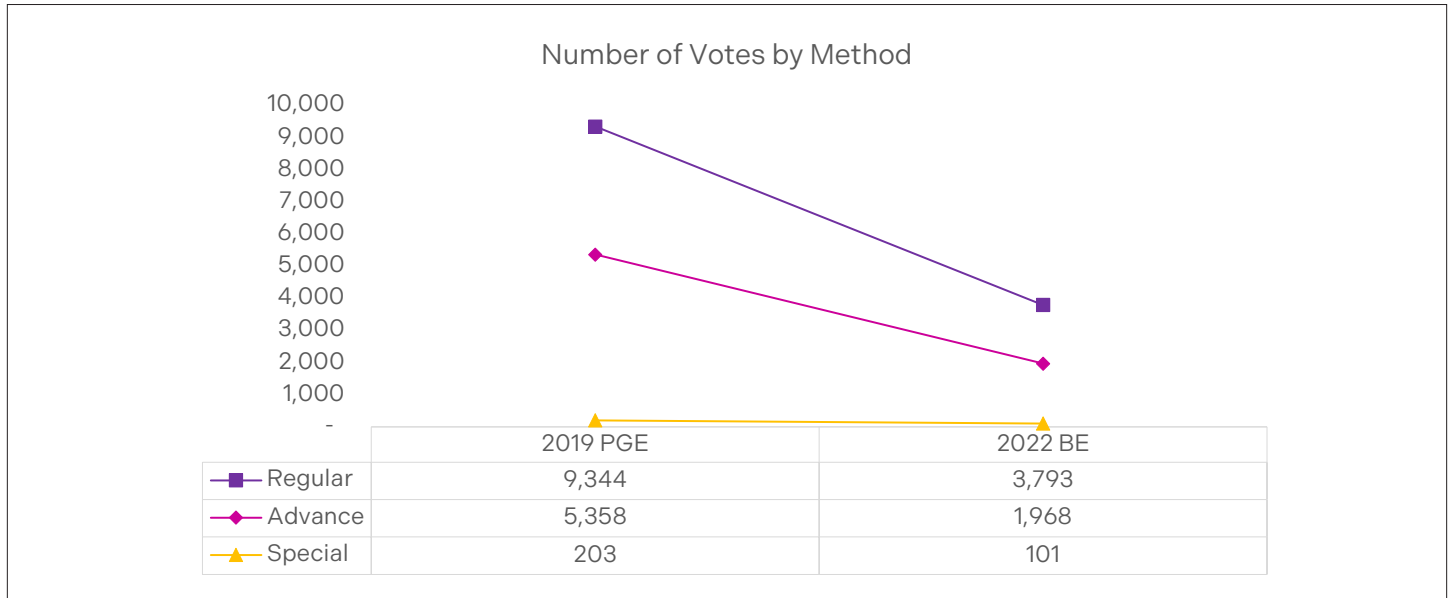
Wildrose Independence Party of Alberta
- IND

Independent
- PGE

Provincial General Election
- BE

By-election

VOTES BY METHOD

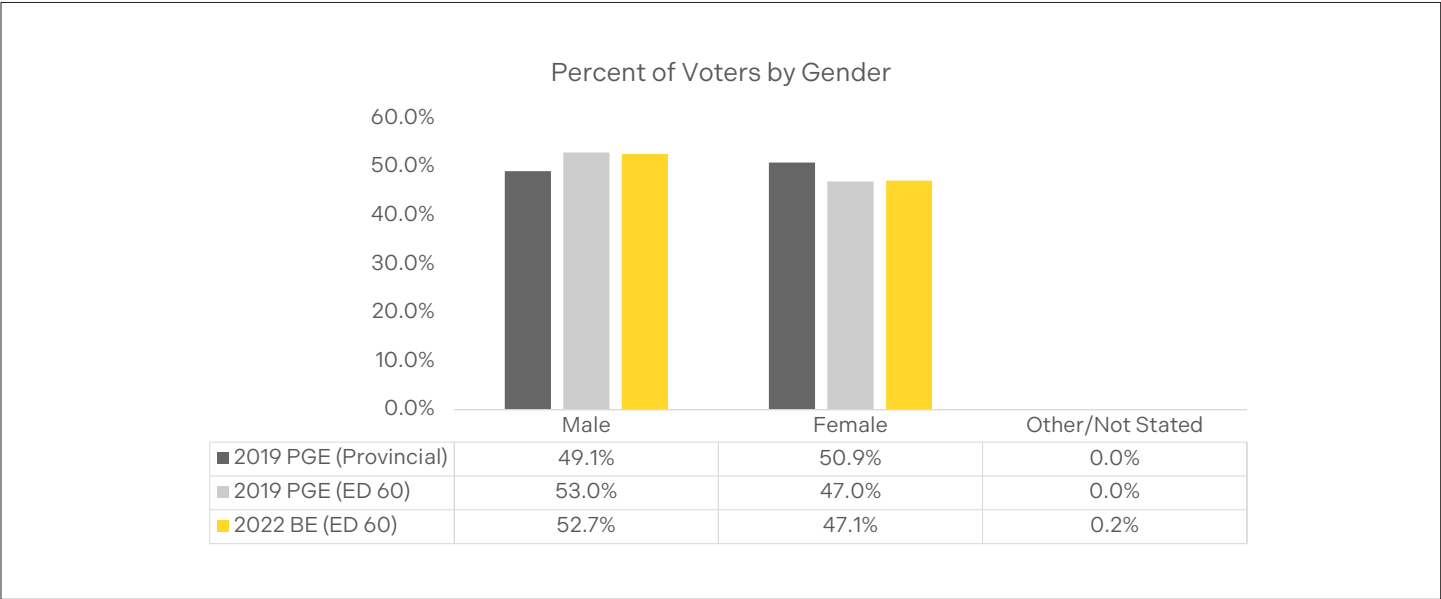
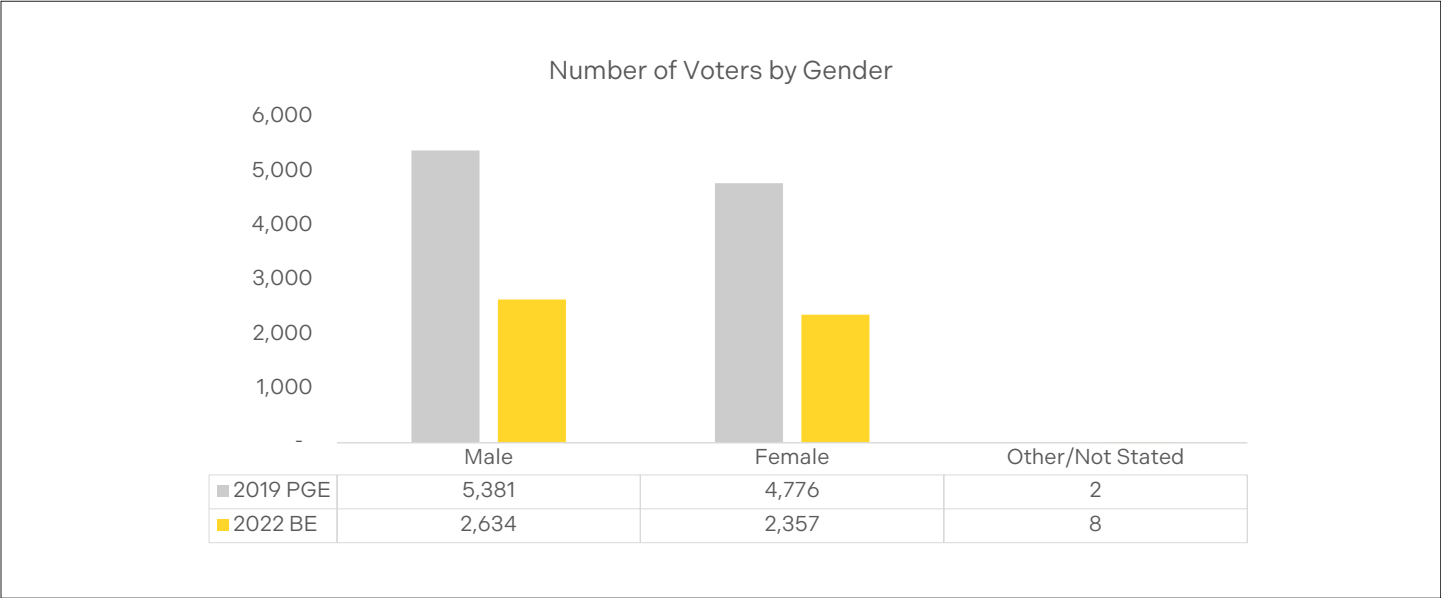


Referencing the data above, 9,043 fewer votes were cast in the 2022 by-election than those cast during the 2019 Provincial General Election in the electoral division of Fort McMurray-Lac La Biche, the percentage of votes cast for Regular, Advance, and Special Ballot voting remained fairly consistent.

Legend

PGE Provincial General Election
BE By-Election

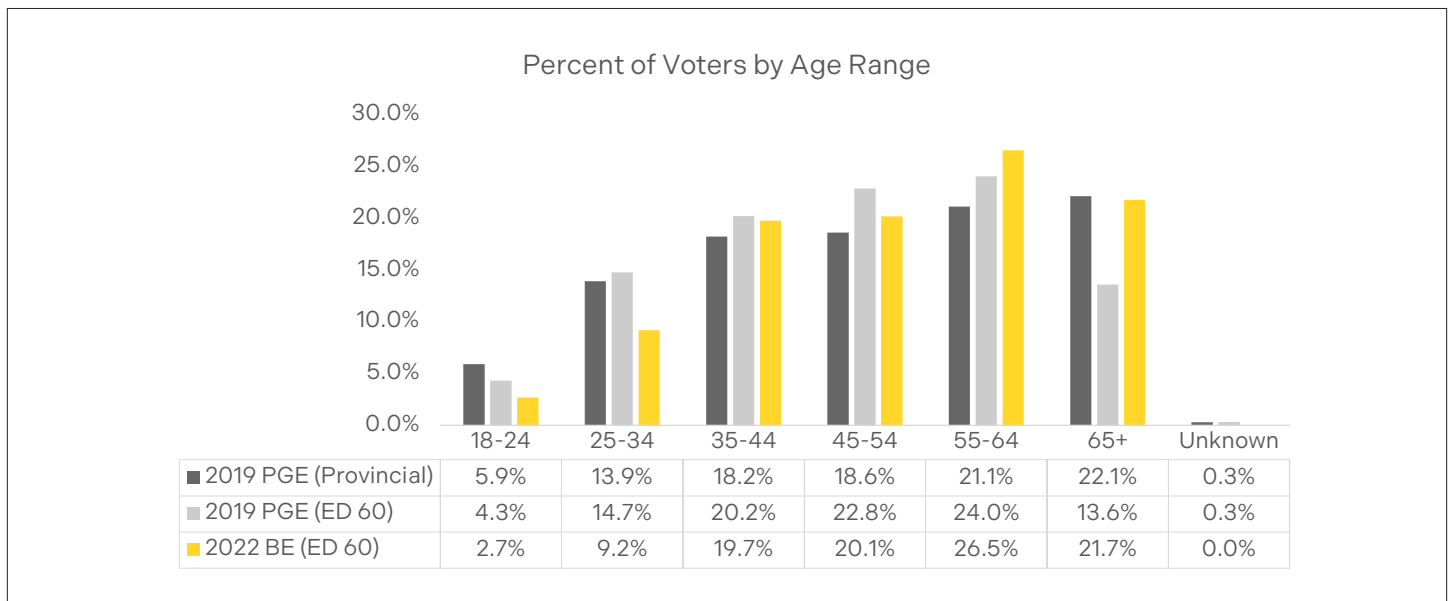
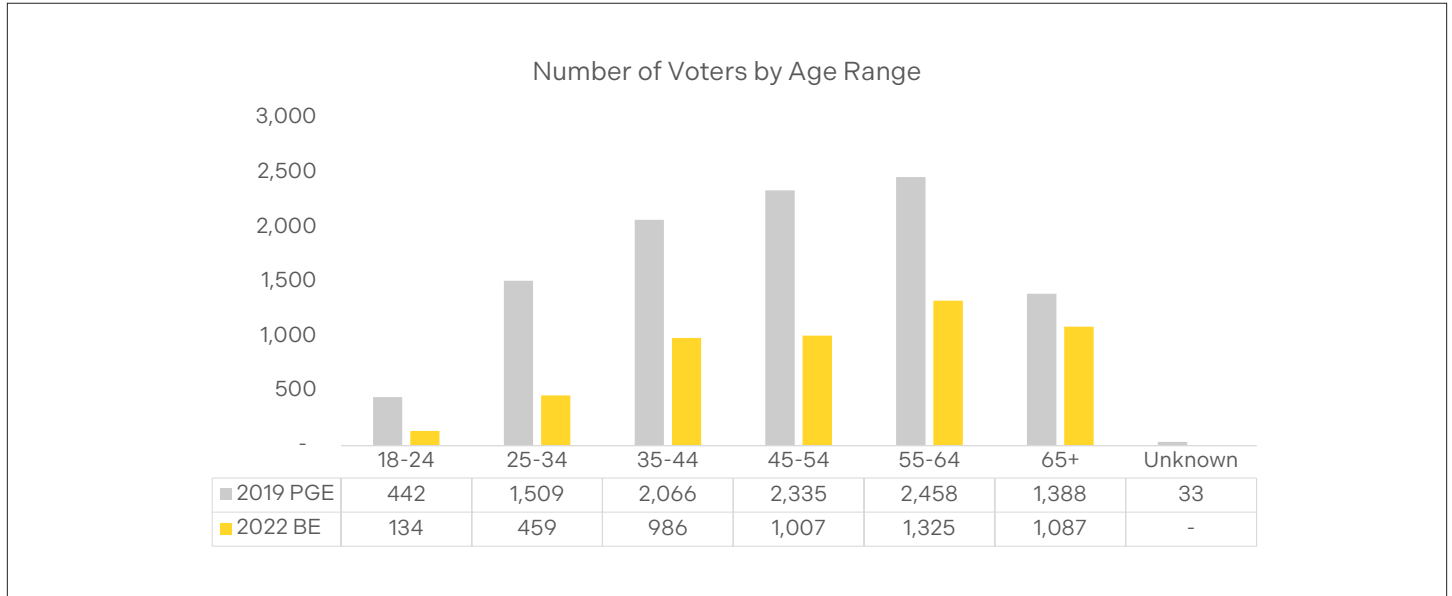
GENDER STATISTICS



Similar to the results from the electoral division of Fort McMurray-Lac La Biche in the 2019 Provincial General Election, 53% of votes cast were by those who identified as male, 47.1% by female, and 0.2% cast by electors who did not specify a gender or identify with an alternate gender. Notably Fort McMurray-Lac La Biche is one of the few electoral divisions where the proportion of male voters is greater than the provincial average.

- Legend**
- PGE Provincial General Election
 - BE By-Election

AGE STATISTICS



The proportion of those who voted in the 2022 Fort McMurray-Lac La Biche by-election increased with age. Those between the ages of 18 and 24 made up 2.7% of the total number of electors while those 65+ contributed to 21.7% of the vote. A greater increase can be seen when comparing the number of voters who are 65+ from the results gathered in the electoral division from the 2019 Provincial General Election in the electoral division with those who voted in the 2022 by-election.

Legend

PGE Provincial General Election
BE By-Election



ELECTORAL DIVISION MAPS

FORT MCMURRAY-LAC LA BICHE

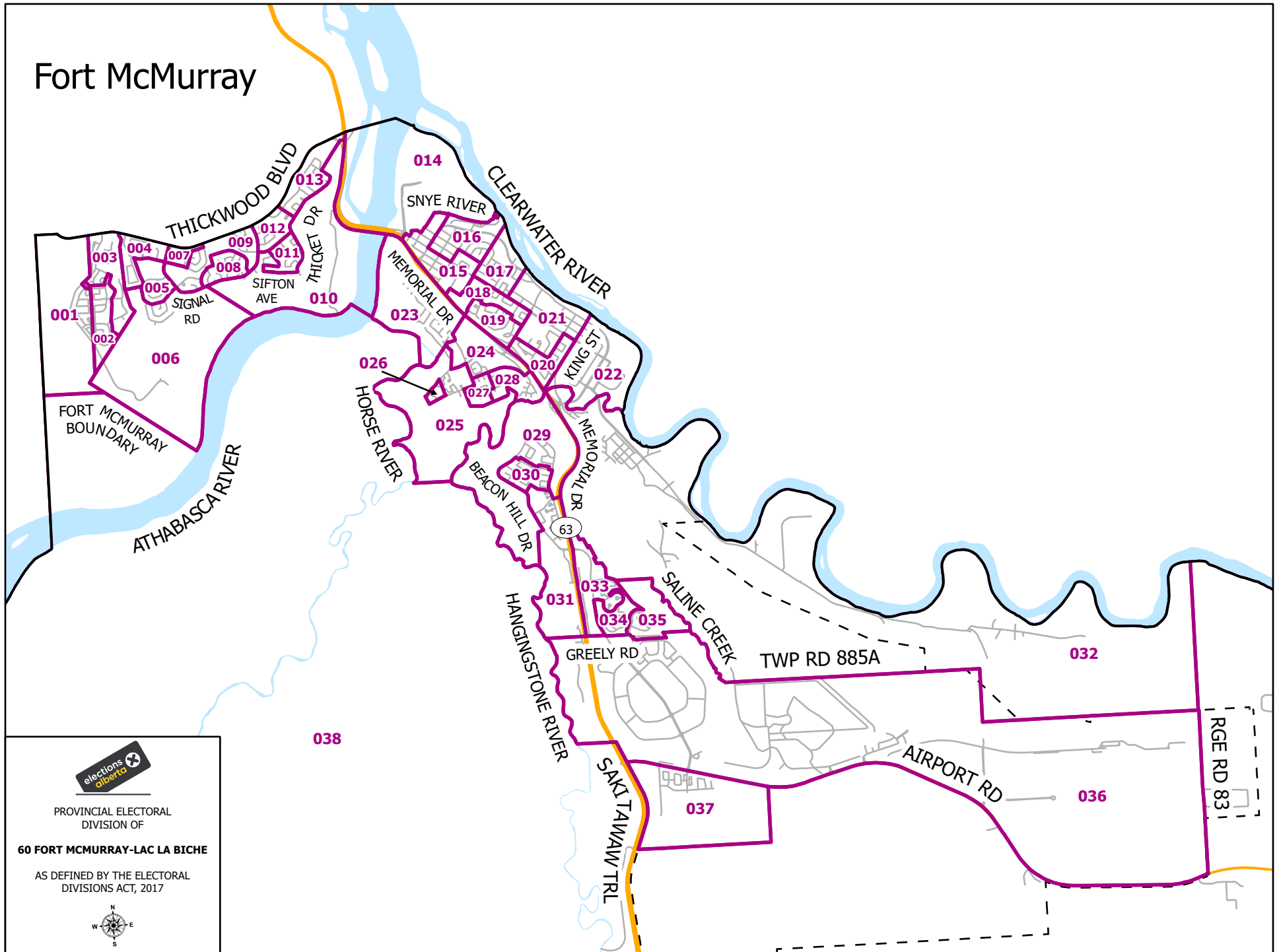
The following section provides maps detailing the electoral boundaries for Fort McMurray-Lac La Biche.

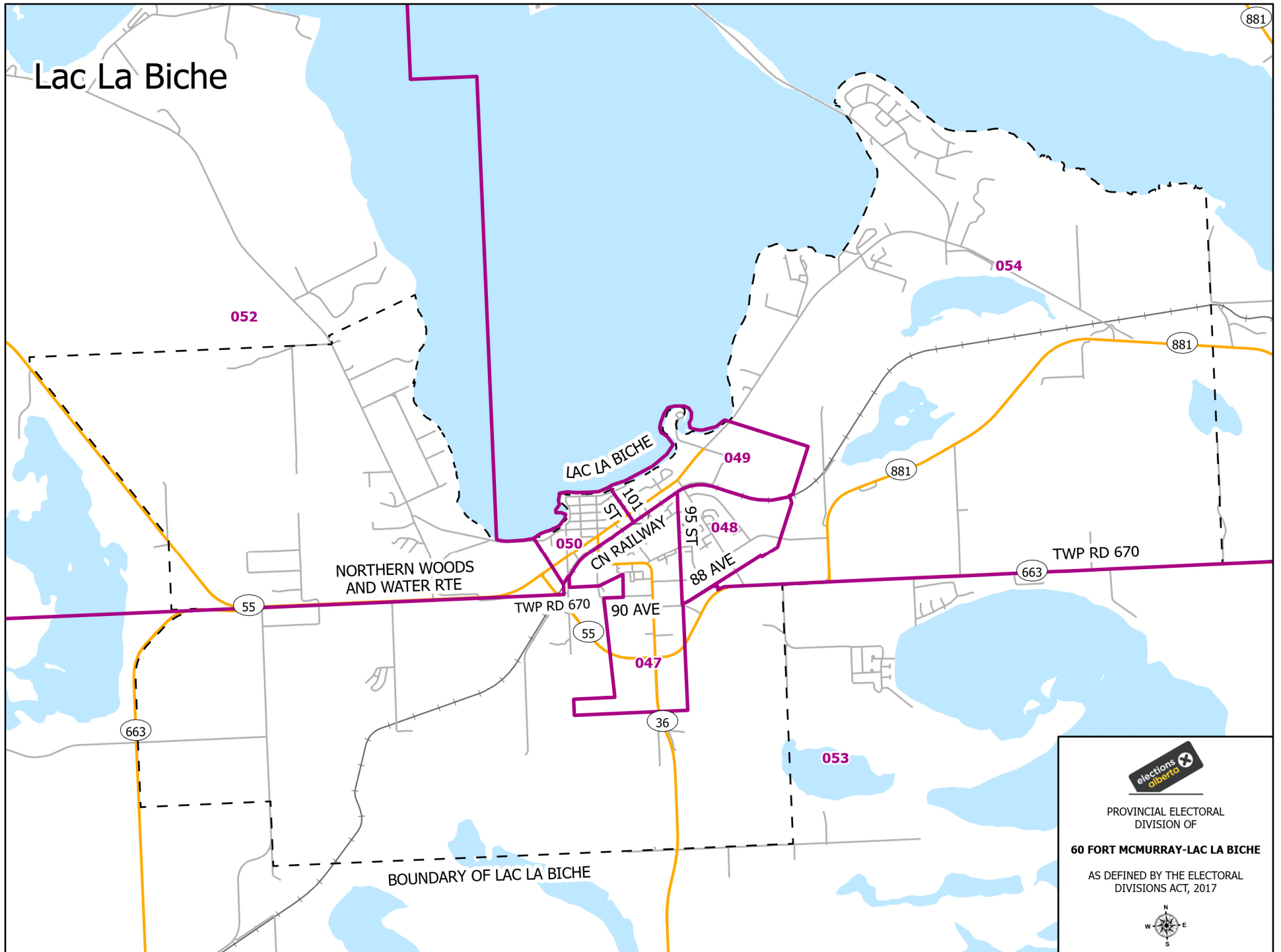
An overview map of the electoral division has been provided along with town maps offering a more detailed view of Fort McMurray, Lac La Biche, and Plamondon. Municipal boundaries, major roadways, water bodies, and the Alberta Township Survey (ATS) grid have been included for additional spatial reference.

Voting areas are labelled with numbers that correspond with the official results.



Fort McMurray



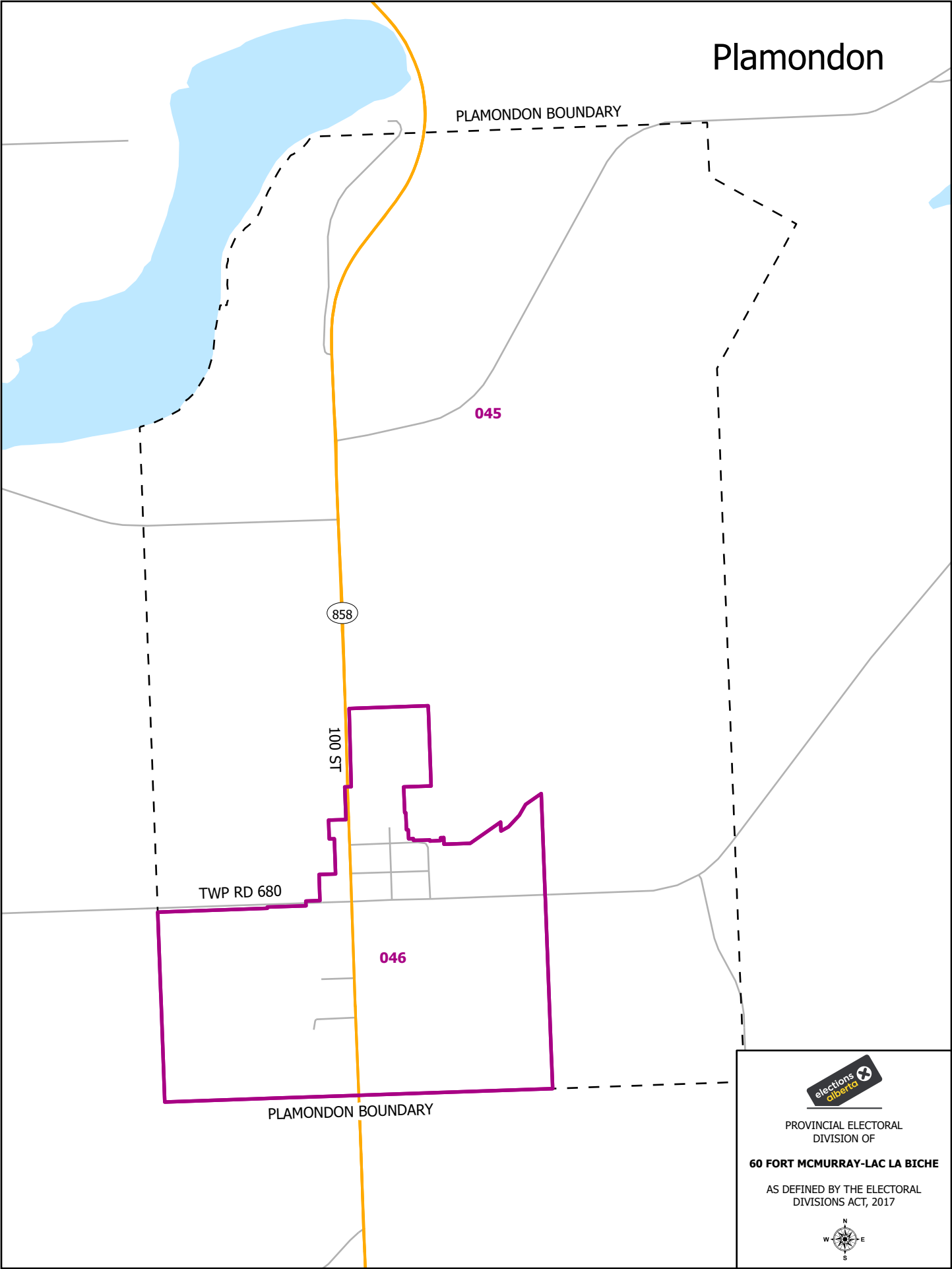


PROVINCIAL ELECTORAL
DIVISION OF

60 FORT MCMURRAY-LAC LA BICHE

AS DEFINED BY THE ELECTORAL
DIVISIONS ACT, 2017







SUMMARY OF RESULTS BY POLL

FORT MCMURRAY-LAC LA BICHE

The following section provides detailed by-election results by poll and voting method.

Polls 001 to 061 reflect voting stations that operated on Election Day. Only electors who resided within the geographic boundaries of that voting area could vote at that voting station. Where two (2) or more voting areas were combined to vote at a single voting station, they are listed as "Combined" under Type of Poll.

Poll 062 reflects the votes cast by Special Ballot and includes all votes cast at the returning office, satellite office and Elections Alberta.

Polls 063 to 065 represent the results from mobile voting and polls 066 to 070 represent the results from advance voting.

SUMMARY OF RESULTS BY POLL

CANDIDATE VOTE COUNTS

Poll	Type	MARILYN BURNS APA	BRIAN DEHEER IND	PAUL HINMAN WIP	ABDULHAKIM HUSSEIN LIB	BRIAN JEAN UCP	MICHELLE LANDSIEDEL AP	ARIANA MANCINI NDP	STEVEN MELLOTT TIP	Valid Ballots Cast
	Total Percentage	25 0.4%	57 1.0%	628 10.8%	211 3.6%	3,717 63.6%	98 1.7%	1,081 18.5%	24 0.4%	5,841
001	Regular	0	0	5	0	35	0	11	2	53
002	Regular	0	0	17	1	57	1	17	0	93
003	Regular	0	0	8	0	58	2	9	0	77
004	Regular	0	0	12	1	50	0	13	1	77
005/ 006	Combined	0	0	20	0	40	3	26	0	89
007/ 008	Combined	0	1	11	0	48	0	25	0	85
009/ 010	Combined	0	1	13	0	69	0	22	0	105
011/ 012	Combined	0	0	20	0	65	1	15	1	102
013	Regular	1	0	8	0	31	1	10	0	51
014	Regular	0	2	2	7	5	0	12	0	28
015	Regular	0	0	5	8	30	3	14	0	60
016	Regular	0	0	3	5	30	1	9	0	48
017	Regular	0	1	5	7	25	0	14	0	52
018	Regular	0	1	4	1	16	2	11	0	35
019	Regular	0	1	10	3	22	2	11	0	49
020	Regular	0	0	7	0	32	2	8	1	50
021	Regular	0	1	11	2	36	0	10	0	60
022	Regular	0	0	11	2	22	0	13	0	48
023	Regular	0	0	22	0	69	1	11	0	103
024/028	Combined	0	0	17	2	57	2	21	0	99
025/ 026/ 027	Combined	0	2	17	1	58	4	16	0	98
029/ 031	Combined	0	0	15	1	81	2	20	0	119
030	Regular	0	0	16	0	77	1	19	0	113
032	Regular	0	1	8	1	59	4	11	0	84
033	Regular	0	0	6	0	37	0	5	0	48
034	Regular	0	0	9	1	45	0	8	0	63
035	Regular	0	0	9	0	49	1	8	2	69
036	Regular	0	1	9	1	29	3	4	0	47
037	Regular	0	0	7	2	68	4	7	0	88
038	Regular	0	0	12	0	139	3	21	1	176
039	Regular	0	2	10	2	88	1	13	4	120
040	Regular	0	0	1	0	10	0	1	0	12

CATEGORIZATION OF VOTES CAST

Poll	Type	Names on List	Valid Ballots Cast	Spoiled Ballots	Declined Ballots	Rejected Ballots	Voter Turnout Percentage (%)
	Total	24,501	5,841	15	0	21	23.9
001	Regular	409	53	0	0	0	13.0
002	Regular	599	93	2	0	0	15.5
003	Regular	518	77	0	0	0	14.9
004	Regular	522	77	0	0	0	14.8
005/ 006	Combined	704	89	0	0	0	12.6
007/ 008	Combined	629	85	0	0	1	13.7
009/ 010	Combined	800	105	1	0	0	13.1
011/ 012	Combined	705	102	0	0	0	14.5
013	Regular	516	51	0	0	0	9.9
014	Regular	374	28	0	0	0	7.5
015	Regular	616	60	0	0	0	9.7
016	Regular	476	48	1	0	0	10.1
017	Regular	683	52	0	0	0	7.6
018	Regular	480	35	0	0	0	7.3
019	Regular	376	49	0	0	0	13.0
020	Regular	423	50	0	0	1	12.1
021	Regular	539	60	0	0	1	11.3
022	Regular	470	48	0	0	0	10.2
023	Regular	710	103	0	0	0	14.5
024/ 028	Combined	661	99	0	0	1	15.1
025/ 026/ 027	Combined	728	98	0	0	0	13.5
029/ 031	Combined	547	119	0	0	0	21.8
030	Regular	477	113	0	0	0	23.7
032	Regular	328	84	1	0	0	25.6
033	Regular	331	48	0	0	0	14.5
034	Regular	421	63	0	0	0	15.0
035	Regular	375	69	0	0	0	18.4
036	Regular	485	47	0	0	0	9.7
037	Regular	587	88	0	0	0	15.0
038	Regular	554	176	0	0	0	31.8
039	Regular	601	120	1	0	0	20.0
040	Regular	80	12	0	0	0	15.0

SUMMARY OF RESULTS BY POLL

CANDIDATE VOTE COUNTS

Poll	Type	MARILYN BURNS APA	BRIAN DEHEER IND	PAUL HINMAN WIP	ABDULHAKIM HUSSEIN LIB	BRIAN JEAN UCP	MICHELLE LANDSIEDEL AP	ARIANA MANCINI NDP	STEVEN MELLOTT TIP	Valid Ballots Cast
041	Regular	0	0	1	0	16	0	6	0	23
042	Regular	0	0	14	0	46	1	5	0	66
043	Regular	1	2	16	0	64	0	4	0	87
044	Regular	0	0	0	0	0	0	0	0	0
045	Regular	1	1	25	0	150	1	5	1	184
046	Regular	0	0	11	0	28	2	12	0	53
047	Regular	1	1	3	2	27	1	23	0	58
048	Regular	1	4	4	0	41	0	19	0	69
049	Regular	0	1	5	0	12	0	14	0	32
050	Regular	0	0	1	0	15	0	13	0	29
051	Regular	0	0	13	1	59	0	14	0	87
052	Regular	0	0	4	1	42	1	12	0	60
053/ 056	Combined	0	2	9	0	78	1	20	0	110
054	Regular	2	3	1	0	65	4	13	1	89
055	Regular	1	2	7	0	50	0	1	0	61
057	Regular	0	0	3	0	54	1	11	1	70
058	Regular	1	0	15	0	74	5	14	2	111
059	Regular	2	2	1	0	37	0	8	0	50
060	Regular	0	0	0	0	21	0	8	2	31
061	Regular	0	1	0	0	18	0	5	0	24
062	Special - Fort McMurray-Lac La Biche	2	0	8	15	40	1	25	0	91
063	Mobile - Fort McMurray	0	1	1	0	12	0	2	0	16
064	Mobile - Lac La Biche	1	3	1	2	35	1	3	0	46
065	Mobile - Special Ballot	1	0	0	1	20	5	2	0	29
066	Advance - Fort McMurray	3	2	97	140	665	20	284	5	1,216
067	Advance - Lac La Biche	7	18	50	1	421	9	129	0	635
068	Special Mobile - Anzac / Conkin / Javier	0	0	2	0	30	0	8	0	40
069	Special Mobile - Wandering River	0	0	5	0	32	0	3	0	40
070	Special Mobile - Kinko / Goodfish Lake	0	0	1	0	28	1	3	0	33

CATEGORIZATION OF VOTES CAST

Poll	Type	Names on List	Valid Ballots Cast	Spoiled Ballots	Declined Ballots	Rejected Ballots	Voter Turnout Percentage (%)
041	Regular	143	23	0	0	0	16.1
042	Regular	251	66	0	0	1	26.7
043	Regular	312	87	0	0	0	27.9
044	Regular	48	0	0	0	0	0.0
045	Regular	778	184	0	0	0	23.7
046	Regular	234	53	0	0	0	22.6
047	Regular	414	58	0	0	0	14.0
048	Regular	534	69	0	0	0	12.9
049	Regular	208	32	0	0	0	15.4
050	Regular	419	29	0	0	0	6.9
051	Regular	442	87	0	0	0	19.7
052	Regular	412	60	0	0	0	14.6
053/ 056	Combined	589	110	0	0	0	18.7
054	Regular	490	89	0	0	1	18.4
055	Regular	284	61	2	0	0	21.5
057	Regular	294	70	0	0	0	23.8
058	Regular	356	111	0	0	0	31.2
059	Regular	720	50	0	0	0	6.9
060	Regular	375	31	0	0	1	8.5
061	Regular	474	24	0	0	0	5.1
062	Special - Fort McMurray-Lac La Biche	0	91	1	0	10	-
063	Mobile - Fort McMurray	0	16	0	0	0	-
064	Mobile - Lac La Biche	0	46	0	0	0	-
065	Mobile - Special Ballot	0	29	0	0	0	-
066	Advance - Fort McMurray	0	1,216	2	0	3	-
067	Advance - Lac La Biche	0	635	4	0	0	-
068	Special Mobile - Anzac / Conkin / Javier	0	40	0	0	0	-
069	Special Mobile - Wandering River	0	40	0	0	0	-
070	Special Mobile - Kinko / Goodfish Lake	0	33	0	0	1	-





BROOKS- MEDICINE HAT

Section Two

BY-ELECTION



INTRODUCTION

On October 6, 2022, a vacancy was created in the electoral division of Brooks-Medicine Hat with the resignation of Member of Legislative Assembly, Michaela Frey.

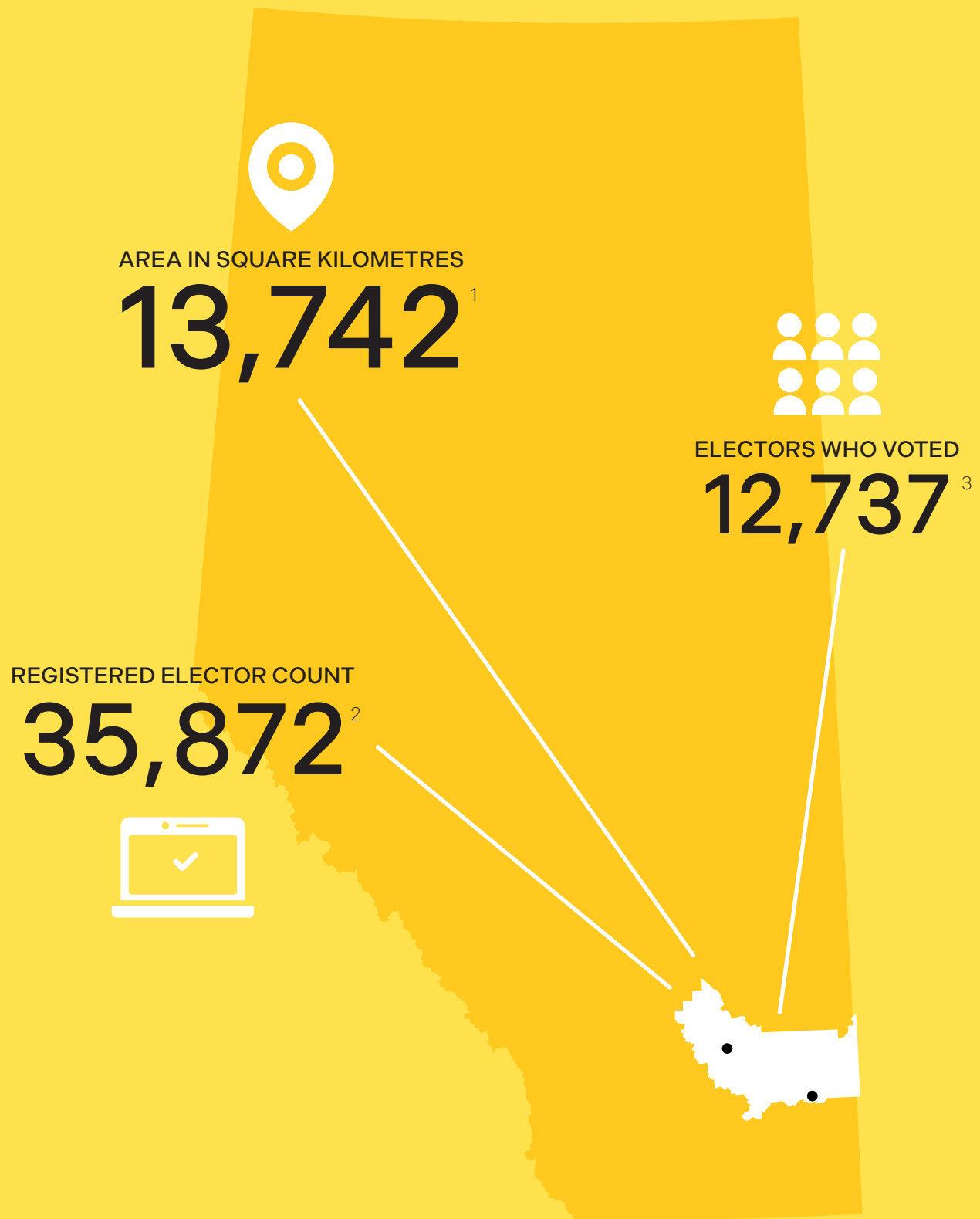
In accordance with sections 39 and 40 of the *Election Act*, by order of the Lieutenant Governor in Council, a Writ of Election was issued by the Chief Electoral Officer on October 11, 2022, and transmitted to the Returning Officer for Brooks-Medicine Hat. The Writ of Election indicated an election date of Tuesday, November 8, 2022.

The electoral division boundaries described in the *Electoral Divisions Act* (in force as of March 19, 2019) were used during the by-election. Amendments to the *Election Act* and *Election Finances and Contributions Disclosure Act* outlined in Bill 81 came into force on March 31, 2022. This was the first election conducted using the amended legislation.

APPOINTMENT OF RETURNING OFFICER

The Chief Electoral Officer appointed **Thomas Martin** the Returning Officer for the Brooks-Medicine Hat electoral division, pursuant to section 9(1) of the *Election Act*. The appointment came into effect on August 24, 2021.





1. Alberta Electoral Boundaries Commission (October 2017)

2. Elections Alberta (November 2022)

3. Elections Alberta (November 2022)

KEY DATES



Friday, October 21

Candidate Nominations closed
(2:00 PM)

Tuesday, October 11

Writ of Election is issued by the
Chief Electoral Officer and is
transmitted to the Returning Officer
for Brooks-Medicine Hat

Tuesday, November 1


First day of advance voting

Wednesday, October 12

Revisions period is commenced,
allowing electors to have their names
added to the List of Electors

Saturday, October 29

Revisions to the Lists of Electors
closed (4:00 PM)






THE BY-ELECTION

Voting options were available on all 28 days of the election period, from Wednesday, October 12 to Tuesday, November 8. These days included Special Ballot voting, mobile voting, advance voting and Election Day voting.

There were 12,737 ballots cast in the by-election, 12,692 were counted as valid ballots and 45 were rejected. No ballots were declined.

Voter turnout is traditionally low in by-elections compared to Provincial General Election turnout, and this time was no exception. During the by-election, 35.5% of eligible electors cast a ballot.




**ELECTION DAY:
TUESDAY
NOVEMBER 8**



FIVE (5) BY-ELECTION CANDIDATES

35.5%
ELIGIBLE ELECTORS
CAST A BALLOT



12,692
TOTAL VALID
BALLOTS CAST

45
REJECTED
BALLOTS



**28 DAYS
TO VOTE**

CANDIDATES

Becoming a candidate is a 2-step process involving both registration and nomination. Only candidates that had completed both steps were listed on the Brooks-Medicine Hat by-election ballot.

1: REGISTRATION

All candidates must complete the registration process under the *Election Finances and Contributions Disclosure Act* and provide a \$500 deposit. This process provides Elections Alberta with information on the potential candidate, their Chief Financial Officer, location of records and their financial institution for their accounts for contributions and expenses for their campaign.

This process starts the financial component of the candidate's campaign and information, as well as subsequent financial disclosures. Additional registration and financial disclosures details for candidates can be found on page 68 of the report and at public.elections.ab.ca/.

2: NOMINATION

All candidates must be nominated for election by 25 electors in the electoral division. All nomination signatures for the candidates must be collected in person and be accompanied by the elector's name and physical address.

Nomination papers needed to be submitted to the Returning Officer by **October 21, 2022** at 2:00 pm for review and acceptance. The following five (5) candidates successfully completed both steps and were listed on the Brooks-Medicine Hat by-election ballot.

Candidate	Political Party Affiliation (Ballot Name)
Bob Blayone	The Independence Party of Alberta
Gwendoline Dirk	Alberta NDP
Jeevan Mangat	Wildrose Independence Party of Alberta
Barry Morishita	Alberta Party
Danielle Smith	The United Conservative Party of Alberta


Note: The candidate names shown above are listed in the order by which they appeared on the by-election ballots.

ADVANCE VOTING

By legislation, advance voting was held in the electoral division from Tuesday, November 1, 2022 through Saturday, November 5, 2022. Three (3) locations were open on all advance voting days from 9:00 am to 8:00 pm daily: Heritage Inn & Suites (Brooks), Pioneer Damsiters Drop-In Centre (Bassano) and Royal Canadian Legion #6 (Redcliff). Electors of Brooks-Medicine Hat could vote at any of the advance voting locations established in the electoral division.

Twenty-five (25) election officers were recruited, hired, and trained for advance voting, including Supervisory Deputy Returning Officers, Deputy Returning Officers, and Information Officers.

A TOTAL OF
**4,227 VALID
BALLOTS
WERE CAST
DURING
ADVANCE
VOTING**
OVER THE
FIVE-DAY
PERIOD,
REPRESENTING
**33.2% OF
ALL VALID
BALLOTS
CAST.**




MOBILE VOTING

Mobile voting was held on Election Day, in supportive living facilities, treatment centres, emergency shelters and community support centres with ten (10) or more residents, inpatients or individuals receiving services, where consultation with facility staff determines the service to be appropriate.

Twelve (12) facilities received mobile voting services on Election Day which were staffed by five (5) mobile voting teams.

A Deputy Returning Officer and a Poll Clerk, along with a facility representative, either set up a stationary poll in a fixed location, moved from bedside-to-bedside, or both, depending on the situation.

A total of 273 valid ballots were cast with mobile voting for the Brooks-Medicine Hat by-election.



273

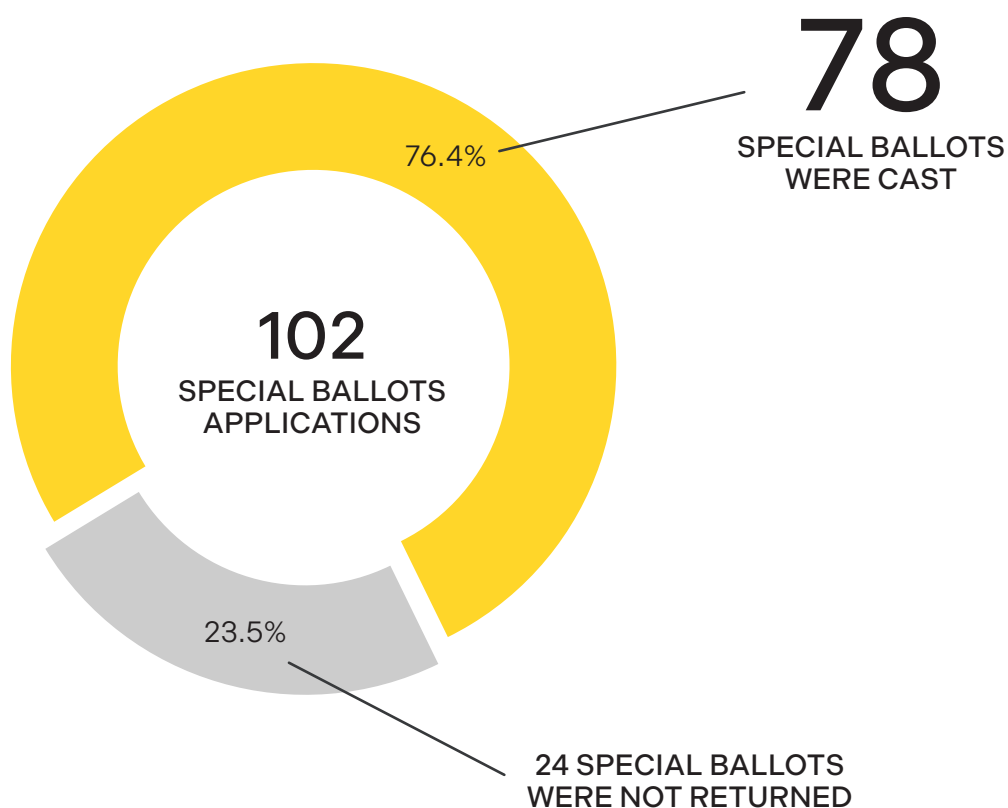
VALID BALLOTS
WERE CAST WITH
MOBILE VOTING

SPECIAL BALLOT VOTING

Special Ballots offer an alternate voting option to facilitate voting for electors who are not able to vote during advance voting or on Election Day.

Special Ballots could be picked up from or completed in-person at the returning office or from Elections Alberta in Edmonton. All requests for mail-out Special Ballots were distributed from Elections Alberta. A total of 102 Special Ballot applications were received. Of these, 37 were completed in person, 59 were mailed and six (6) were picked up.

A total of 78 valid Special Ballots were cast this by-election. The remaining 24 Special Ballots were not returned prior to the close of voting on Election Day and were subsequently rejected.




ELECTION DAY


Election Day was held on November 8, 2022. There were 67 voting stations in fifteen (15) voting locations within the electoral division.

One hundred seventy (170) election officers were recruited, hired, and trained for Election Day voting, including Supervisory Deputy Returning Officers, Deputy Returning Officers, Poll Clerks, Registration Officers, Information Officers, and Site Monitors. Additionally, 18 election officers were hired and trained as spares.

Voting place registrations are a good measure of the quality of the List of Electors provided by Elections Alberta for use by election officers and political participants. A total of 1,340 electors were not on the List of Electors and had to register to vote by completing a Declaration of Elector. Based on the total number of names on the List after declarations were added (35,872), 10.5% of electors who voted were not already registered.



A TOTAL OF 8,114 VALID BALLOTS WERE CAST ON ELECTION DAY, REPRESENTING 63.9% OF ALL VALID BALLOTS CAST IN THE BY-ELECTION.



**THE CHIEF ELECTORAL OFFICER ANNOUNCED
THE OFFICIAL RESULTS OF THE BY-ELECTION ON
FRIDAY, NOVEMBER 18, 2022. MS. DANIELLE SMITH,
REPRESENTING THE UNITED CONSERVATIVE
PARTY OF ALBERTA, WAS DULY ELECTED.**

POST ELECTION DAY

The Writ of Election and the Returning Officers' Certificate and Return certifying the candidate's election were returned to the Chief Electoral Officer on November 16, 2022.

The by-election return was published in the December 15, 2022 issue of the Alberta Gazette.

No application was made to the Courts for a judicial recount pursuant to section 144 of the *Election Act*. No controverted election petition was filed for the by-election.

The total cost of the by-election was \$345,012. A cost summary is included on the following page.

FINANCIAL SUMMARY

Brooks-Medicine Hat	Amount CAD\$
Employer Contributions	4,579
Travel	10,964
Advertising	22,494
Freight and Postage	28,533
Rentals - Returning Officer's Office	9,968
Rentals - Voting Places	18,100
Telephones and Communications	7,943
Contract Services - Printing	25,329
Contract Services - Returning Officer's Office Staff	41,280
Contract Services - Voting Staff	100,903
Contract Services - Other	300
Technology Services	74,276
Hosting	250
Election Materials and Supplies	93
Total Expenses	345,012

FINANCIAL REPORTING AND COMPLIANCE

BROOKS-MEDICINE HAT

Elections Alberta regulates the registration and financial activities of nomination contestants, candidates, parties, and third party advertisers who participate in by-elections. All by-election political participants were required to be on record with Elections Alberta and to comply with political fund-raising and spending rules under the *Election Finances and Contributions Disclosure Act* (EFCDA).

Following the submission of their financial returns, Elections Alberta examined the financial statements and associated reports to ensure compliance with the EFCDA.



NOMINATION CONTESTANTS AND CANDIDATES

Five (5) individuals ran as nomination contestants, to seek endorsement as their party's official candidate for the by-election, and all were endorsed across five (5) parties. The parties that ran candidates were:

- Alberta New Democratic Party (NDP)
- Alberta Party (AP)
- The Independence Party of Alberta (TIP)
- The United Conservative Party of Alberta (UCP)
- Wildrose Independence Party of Alberta (WIPA)

All candidates filed candidate nomination papers with the Returning Officer and appeared on the election ballot. There were no independent candidates.

The following table lists the nomination contestants and candidates, chief financial officers (CFOs), party affiliations, and effective/registration dates.

Party Name	Nomination Contestant/ Candidate Name	Nomination Contestant Effective Date	Candidate Registration Date
AP	BARRY MORISHITA CFO-LORNA MORISHITA	October 12, 2022	October 12, 2022
NDP	GWENDOLINE DIRK CFO-HABIBA ADIL	October 8, 2022	October 12, 2022
TIP	BOB BLAYONE CFO-BRANDY BEVERIDGE	October 13, 2022	October 19, 2022
UCP	DANIELLE SMITH CFO-KENNETH ENGLER	October 12, 2022	October 13, 2022
WIPA	JEEVAN MANGAT CFO-WES CALDWELL	October 18, 2022	October 19, 2022

NOMINATION CONTESTANT CAMPAIGN FINANCIAL STATEMENTS

Nomination Contestant (Endorsed in bold)	Revenues			Expenses			Surplus (Deficit)
	Contributions	Other Revenue	Transfers Received	Election Expenses	Other Expenses	Transfers Issued	
NDP GWENDOLINE DIRK	\$0	\$0	N/A	\$0	\$0	\$0	\$0
AP BARRY MORISHITA	\$0	\$0	N/A	\$0	\$0	\$0	\$0
TIP BOB BLAYONE	\$0	\$0	N/A	\$0	\$0	\$0	\$0
UCP DANIELLE SMITH	\$0	\$0	N/A	\$0	\$0	\$0	\$0
WIPA JEEVAN MANGAT	\$0	\$0	N/A	\$0	\$0	\$0	\$0
TOTAL	\$0	\$0	N/A	\$0	\$0	\$0	\$0

The by-election nomination contestant campaign financial returns were due within four (4) months after the date set for the selection of the successful contestant, as determined by the parties. All the by-election nomination contestants were acclaimed/endorsed after the writ of election was issued. All had no financial activity to report as shown in the table above.

Abbreviations:

NDP	Alberta New Democratic Party
AP	Alberta Party
TIP	The Independence Party of Alberta
UCP	The United Conservative Party of Alberta
WIPA	Wildrose Independence Party of Alberta

The rules for revenues, expenses, and transfers for nomination contestants under the EFCDA remained the same as the Fort McMurray-Lac La Biche by-election, with the following exceptions due to legislative changes effective March 31, 2022:

- Nomination contestant contributions were removed from the existing aggregate limit across multiple political participant types, and got their own limit of \$4,000 per year per eligible contributor in aggregate across all nomination contestants.
- Contributions to nomination contestants were no longer eligible for income tax credits per the *Alberta Income Tax Act*.
- The nomination contestants' Election Expense limit increased to \$13,275.

Revenues

The Contributions column in the table represents the total money and valued (in-kind) contributions received from contributors. Contributions to the by-election nomination contestants were limited to **\$4,000** per contributor, and are not eligible to be claimed for income tax credits by the contributors.

Amounts in the Other Revenue column may be made up of nomination campaign fund-raisers and miscellaneous nomination campaign income.

Expenses

The by-election nomination contestants were subject to an Election Expense limit of **\$13,275** during the contest period. The contest period ran from the date of the official call until the date set for the nomination contestant selection, as determined by the parties.

Amounts in the Other Expenses column may include campaign expenses not subject to the spending limit and any contest fees and/or deposits paid.

Transfers

The Transfers Received column is not applicable (N/A) as nomination contestants cannot accept fund transfers from other contestants or from other political participants. The Transfers Issued column may include nomination campaign funds paid over to the contestant's party or the contestant's constituency association.

CANDIDATE CAMPAIGN FINANCIAL STATEMENTS

Candidate (Elected in bold)	Revenues			Expenses			Surplus (Deficit)
	Contributions	Other Revenue	Transfers Received	Election Expenses	Other Expenses	Transfers Issued	
NDP GWENDOLINE DIRK	\$0	\$51,993	\$500	\$50,181	\$2,312	\$0	\$0
AP BARRY MORISHITA	\$900	\$1,564	\$46,000	\$45,663	\$2,438	\$363	\$0
TIP BOB BLAYONE	\$11,603	\$2,774	\$40	\$11,061	\$1,936	\$0	\$1,420
UCP DANIELLE SMITH	\$52,270	\$26,590	\$0	\$51,528	\$27,027	\$0	\$305
WIPA JEEVAN MANGAT	\$0	\$500	\$510	\$362	\$500	\$148	\$0
TOTAL	\$64,773	\$83,421	\$47,050	\$158,795	\$34,213	\$511	\$1,725

The by-election candidates were required to file campaign financial returns by March 8, 2023, to disclose all revenues and expenses for their by-election campaigns. The table above summarizes the candidates' campaign financial return data, showing that several candidates were helped by their parties and/or constituency association(s) via goods or services and fund transfers. Some amounts may change as final audit queries are resolved.

Abbreviations:

NDP	Alberta New Democratic Party
AP	Alberta Party
TIP	The Independence Party of Alberta
UCP	The United Conservative Party of Alberta
WIPA	Wildrose Independence Party of Alberta

All revenues, expenses, and transfer rules for candidates under the EFCDA remained the same as the Fort McMurray-Lac La Biche by-election, with the following exceptions due to legislative changes that came into effect on March 31, 2022:

- The contribution limit was rounded up to \$4,300 per year per eligible contributor.
- Nomination contestant contributions were removed from the aggregate limit leaving only parties, constituency associations, candidates and leadership contestants subject to the \$4,300 limit.
- The candidates' Election Expense limit was rounded up to \$53,100.

Revenues

The Contributions column in the table represents any money and valued (in-kind) contributions received from contributors. Contributions to the by-election candidates were limited to **\$4,300** per contributor and are eligible to be claimed for income tax credits by the contributors.

Amounts in the Other Revenue column may be made up of surplus funds from the candidate's nomination contest and/or previous candidacy, income from campaign fund-raisers, miscellaneous candidate campaign income, and election goods or services paid by the candidates' party or any of the party's constituency association(s) on their behalf.

Expenses

The by-election candidates were subject to an Election Expense limit of **\$53,100** during the by-election period from the writ of election through the end of Election Day. Their election expenses can include goods or services paid by the candidate's party or constituency association(s) for the candidate's use during the election.

The Other Expenses column may include campaign expenses not subject to the spending limit and payment of the candidate's deposit.

Transfers

Amounts in the Transfers Received and the Transfers Issued columns may include campaign fund transfers with the candidate's party or constituency association(s).

PARTY CAMPAIGN FINANCIAL STATEMENTS

Party Name	Revenues			Expenses			Surplus (Deficit)
	Contributions	Other Revenue	Transfers Received	Election Expenses	Other Expenses	Transfers Issued	
AP	\$0	\$0	\$0	\$0	\$0	\$40,000	(\$40,000)
NDP	\$0	\$0	\$0	\$0	\$52,493	\$0	(\$52,493)
TIP	\$0	\$777	\$0	\$593	\$773	\$40	(\$629)
UCP	\$0	\$0	\$0	\$21,884	\$26,990	\$0	(\$48,874)
WIPA	\$0	\$0	\$148	\$0	\$0	\$510	(\$362)
TOTAL	\$0	\$777	\$148	\$22,477	\$80,256	\$40,550	(\$142,358)

Parties were required to file campaign financial returns by May 8, 2023, to disclose all revenues and expenses for their by-election campaigns. The table above summarizes the parties' campaign financial return data. Only The Independence Party of Alberta reported campaign revenues, with other parties reporting election-related expenses. Some amounts may change as final audit queries are resolved.

Abbreviations:

NDP	Alberta New Democratic Party
AP	Alberta Party
TIP	The Independence Party of Alberta
UCP	The United Conservative Party of Alberta
WIPA	Wildrose Independence Party of Alberta

All revenues, expenses, and transfer rules for parties under the EFCDA remained the same as the Fort McMurray-Lac La Biche by-election, with the following exceptions due to legislative changes that came into effect on March 31, 2022:

- The contribution limit was rounded up to \$4,300 per year per eligible contributor.
- Nomination contestant contributions were removed from the aggregate limit leaving only parties, constituency associations, candidates and leadership contestants subject to the \$4,300 limit.
- The parties' Election Expense limit was rounded up to \$24,400 per electoral division.

Revenues

The Contributions column in the table represents any money and valued (in-kind) campaign contributions received from contributors. Only contributions deemed by a party to be campaign contributions are included on the campaign return. Contributions were limited to **\$4,300** per contributor and are eligible to be claimed for income tax credits by the contributors.

Amounts in the Other Revenue column may be made up of income from campaign fund-raisers, miscellaneous campaign income, and election goods or services paid by the party's constituency association(s) on their behalf.

Expenses

The parties were subject to an Election Expense limit of **\$24,400** during the by-election period from the writ of election through the end of Election Day. Election expenses can include goods or services paid by the party's constituency association(s) for the party's use during the election.

The Other Expenses column can include campaign expenses not subject to the spending limit.

Transfers

Amounts in the Transfers Received and the Transfers Issued columns may include campaign fund transfers with the party's candidate(s) or constituency association(s).

ELECTION THIRD PARTY ADVERTISER FINANCIAL STATEMENTS

ETPA	Revenues			Expenses			Surplus (Deficit)
	Contributions	Other Revenue	Transfers Received	Election Expenses	Other Expenses	Transfers Issued	
CUPE LOCAL 3550 TYPE: UNION	\$0	\$0	\$0	\$0	\$0	\$0	\$0
ALBERTA PROUD TYPE: CORPORATION	\$821	\$0	\$0	\$3,188	\$0	\$0	(\$2,367)
TOTAL	\$821	\$0	\$0	\$3,188	\$0	\$0	(\$2,367)

Two (2) out of the 12 registered election third party advertisers (ETPAs) confirmed their potential engagement in election advertising for the by-election.

The remaining registered ETPAs all confirmed that they were not engaging in election advertising during the by-election. The two (2) ETPAs listed below were required to file election advertising financial returns by May 8, 2023, to disclose all revenues and expenses related to the by-election.

The table above summarizes the ETPAs' election advertising financial return data, after any required audit adjustments were made. One (1) of the ETPAs was close to the spending limit for the by-election.

All revenues, expenses, and transfer rules for election third party advertisers (ETPAs) under the EFCDA remained the same as Fort McMurray-Lac La Biche by-election, with the following exceptions due to legislative changes that came into effect on March 31, 2022:

- A contribution limit was implemented of \$30,000 per year per eligible contributor in aggregate across all ETPAs and PTPAs.
- Alberta corporations, Alberta trade unions, and Alberta employee organizations were removed as eligible contributors, leaving only individuals ordinarily resident in Alberta as eligible to make election advertising contributions.
- The ETPAs' Advertising Expense limit was rounded up to \$3,200 per electoral division.

Revenues

The Contributions column in the table represents any election advertising contributions received from contributors during the by-election advertising period from the writ of the election through the end of Election Day. Contributions were limited to **\$30,000** per contributor and are not eligible to be claimed for income tax credits by the contributors.

Amounts in the Other Revenue column may be made up of income from ETPA fund-raisers, miscellaneous income, and pre-paid election advertising goods or services.

Expenses

ETPAs were subject to an Election Expense limit of **\$3,200** during the by-election advertising period from the writ of election through the end of Election Day. Election advertising expenses may include pre-paid election advertising goods or services.

The Other Expenses column can include miscellaneous non-advertising expenses which are not subject to the spending limit.

Transfers

The Transfers Received column may include fund transfers from other registered ETPAs. The Transfers Issued column may include funds issued to other registered ETPAs and to registered political third party advertisers (PTPAs).

OVERVIEW OF RESULTS AND STATISTICS

The following section provides an overview of the votes received by each candidate, the turnout for the by-election and a comparison of voter demographics in the by-election to the 2019 Provincial General Election.



SUMMARY OF RESULTS BY CANDIDATE

Candidate	Party	Valid votes	% of Votes	Names on list	% Turnout
DANIELLE SMITH	UCP	6,919	54.5%	-	-
GWENDOLINE DIRK	NDP	3,394	26.7%	-	-
BARRY MORISHITA	AP	2,098	16.5%	-	-
BOB BLAYONE	TIP	225	1.8%	-	-
JEEVAN MANGAT	WIPA	56	0.4%	-	-
TOTAL		5,841	99.9%	35,872	35.5%

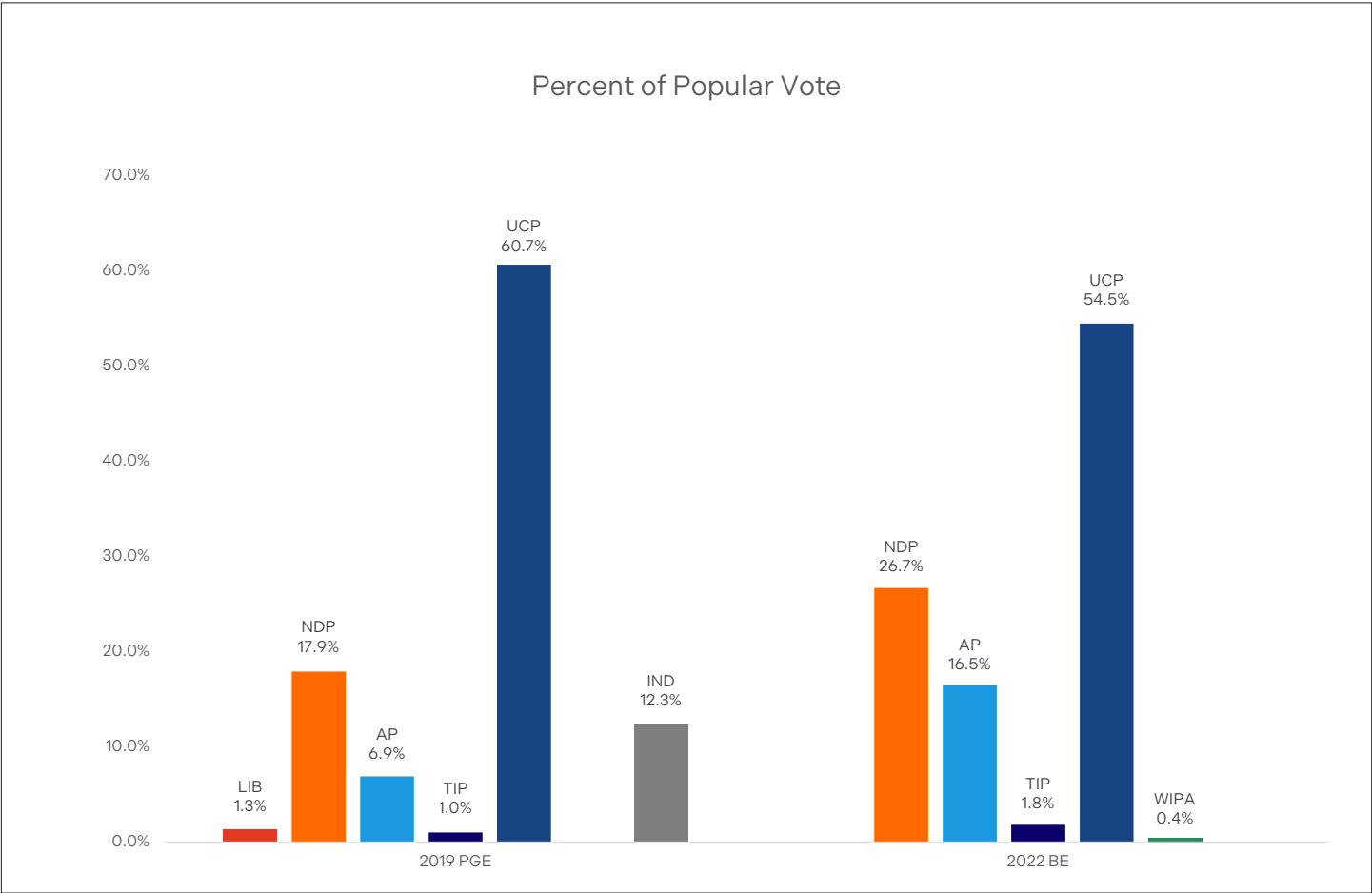
Note: Percentage of voter turnout includes rejected and declined ballots, in addition to valid ballots cast, as reflected in the poll-by-poll results commencing on page 91. Names appear in order of number of valid votes received. The name in **bold** print represents the elected candidate. Percentage of votes may not sum to 100% due to rounding.

Abbreviations:

AP	Alberta Party
NDP	Alberta New Democratic Party
TIP	The Independence Party of Alberta
UCP	The United Conservative Party of Alberta
WIPA	Wildrose Independence Party of Alberta

DEMOGRAPHICS

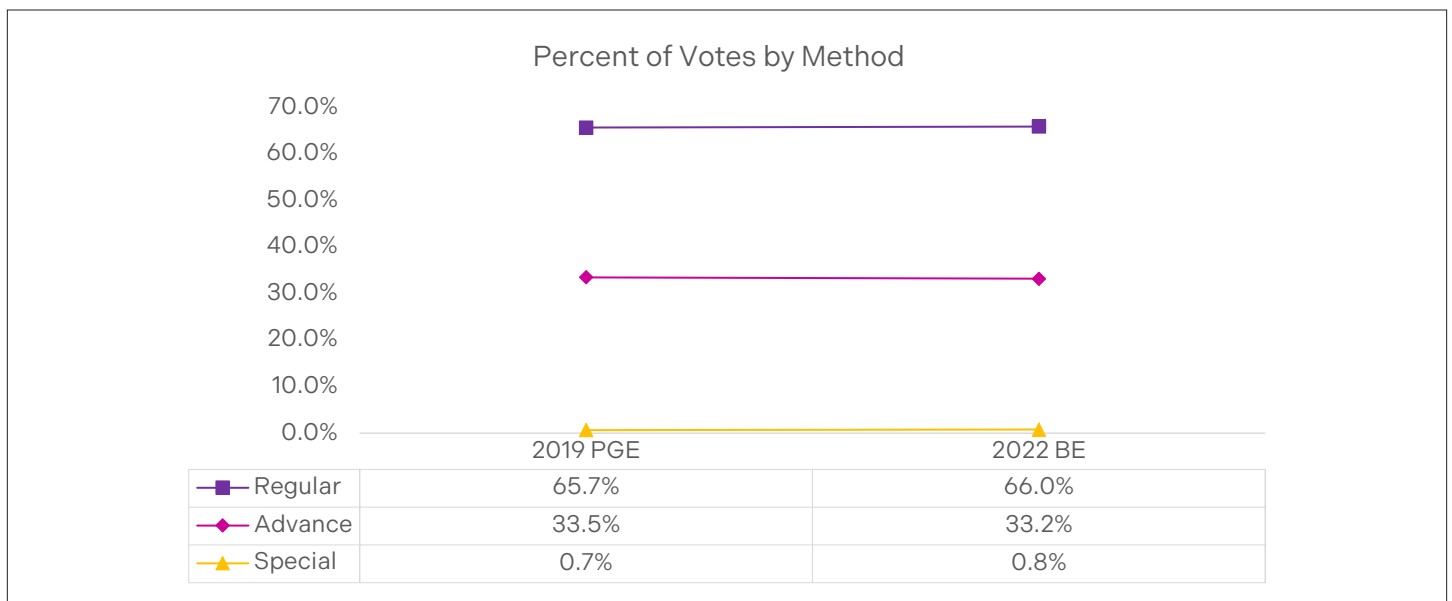
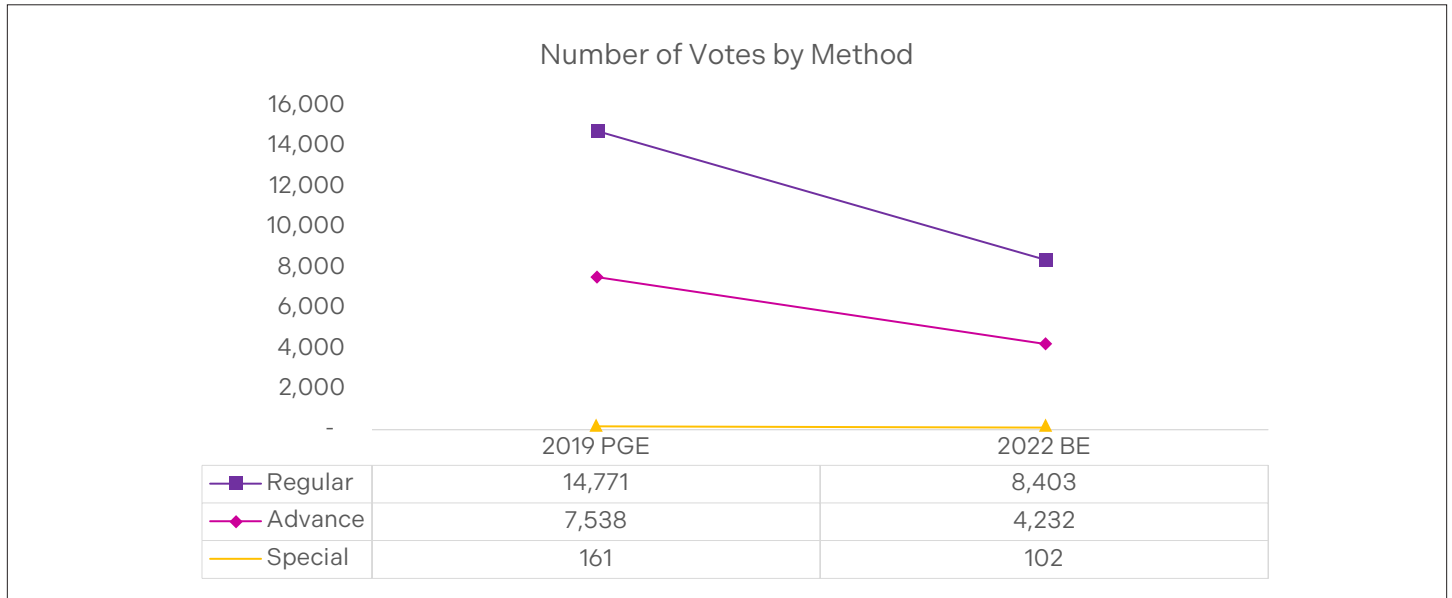
PERCENT OF POPULAR VOTE



Comparing the Brooks-Medicine Hat by-election results with the results from the 2019 Provincial General Election, the United Conservative Party of Alberta maintained their seat with a slightly lower percentage of the popular vote, securing 54.5% in the 2022 by-election. Both the Alberta NDP and Alberta Party increased their percentage of the popular vote in the 2022 by-election, with 26.7% and 16.5% of the popular vote, respectively.

- Legend**
- LIB Alberta Liberal Party
 - NDP Alberta New Democratic Party
 - AP Alberta Party
 - TIP The Independence Party of Alberta
 - UCP The United Conservative Party of Alberta
 - WIPA Wildrose Independence Party of Alberta
 - IND Independent
 - PGE Provincial General Election
 - BE By-Election

VOTES BY METHOD

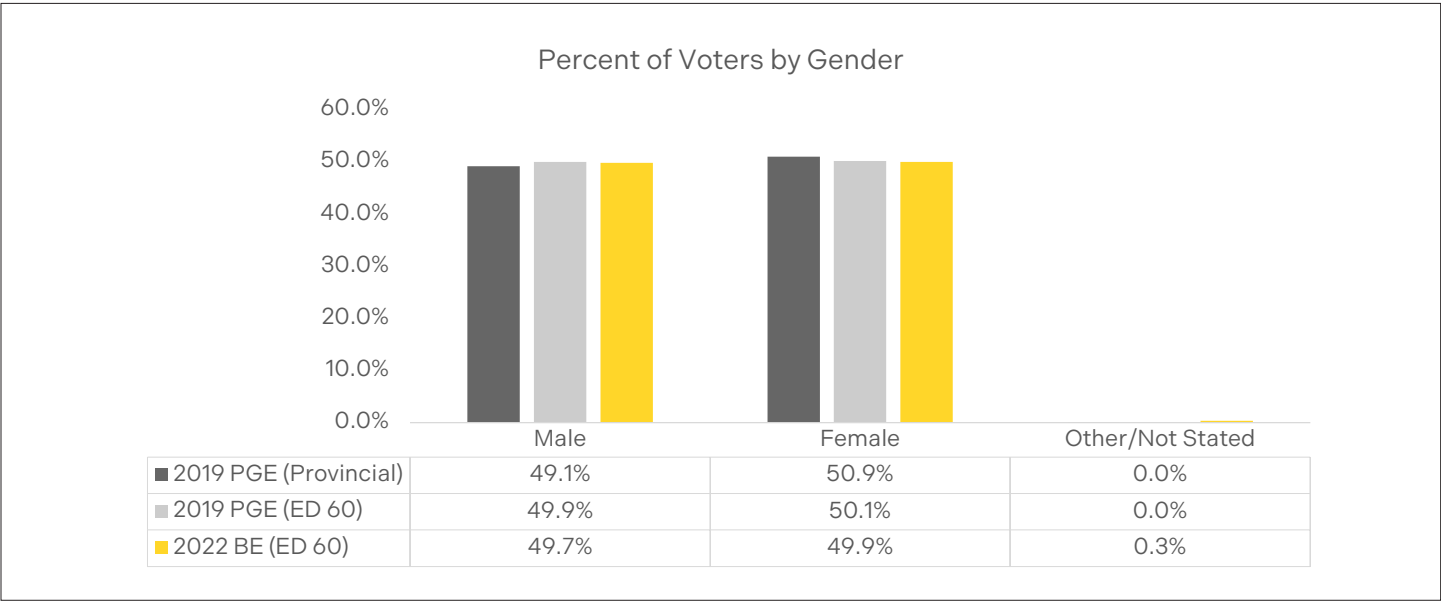
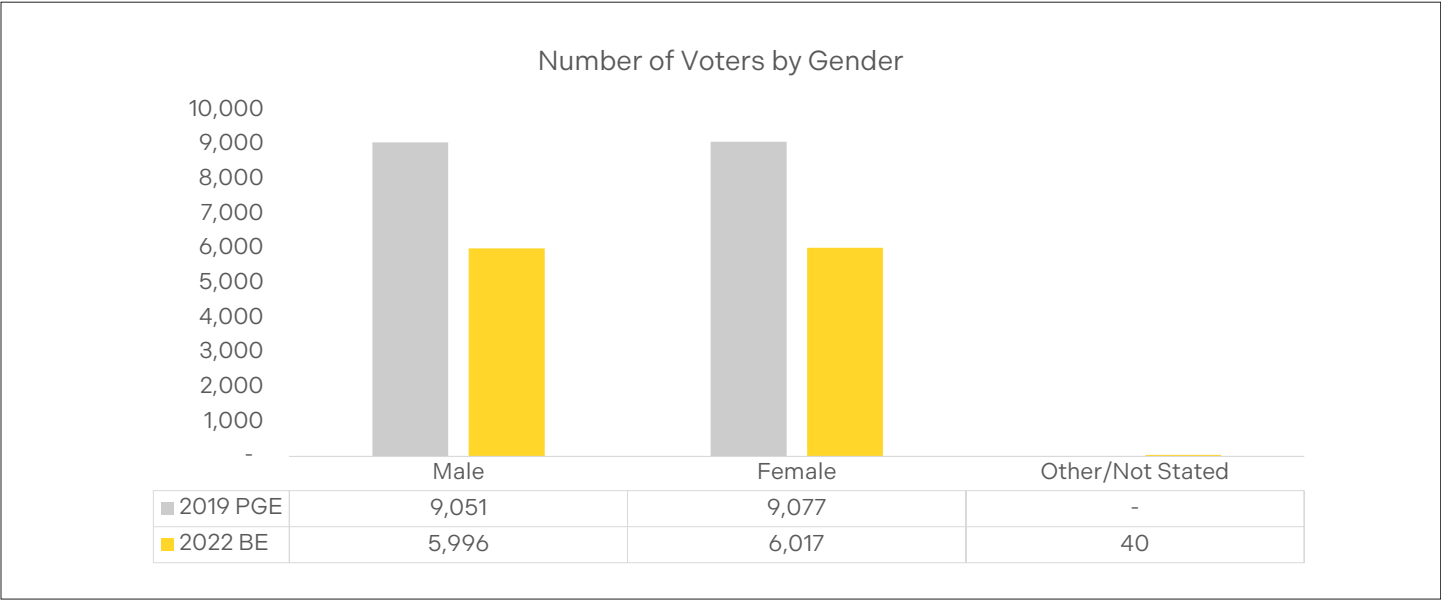


While 9,733 fewer votes were cast in the 2022 by-election than what was cast in the Provincial General Election for Brooks-Medicine Hat, the percentage of votes cast for Regular, Advance and Special Ballot voting remained fairly consistent.

Legend

PGE Provincial General Election
BE By-Election

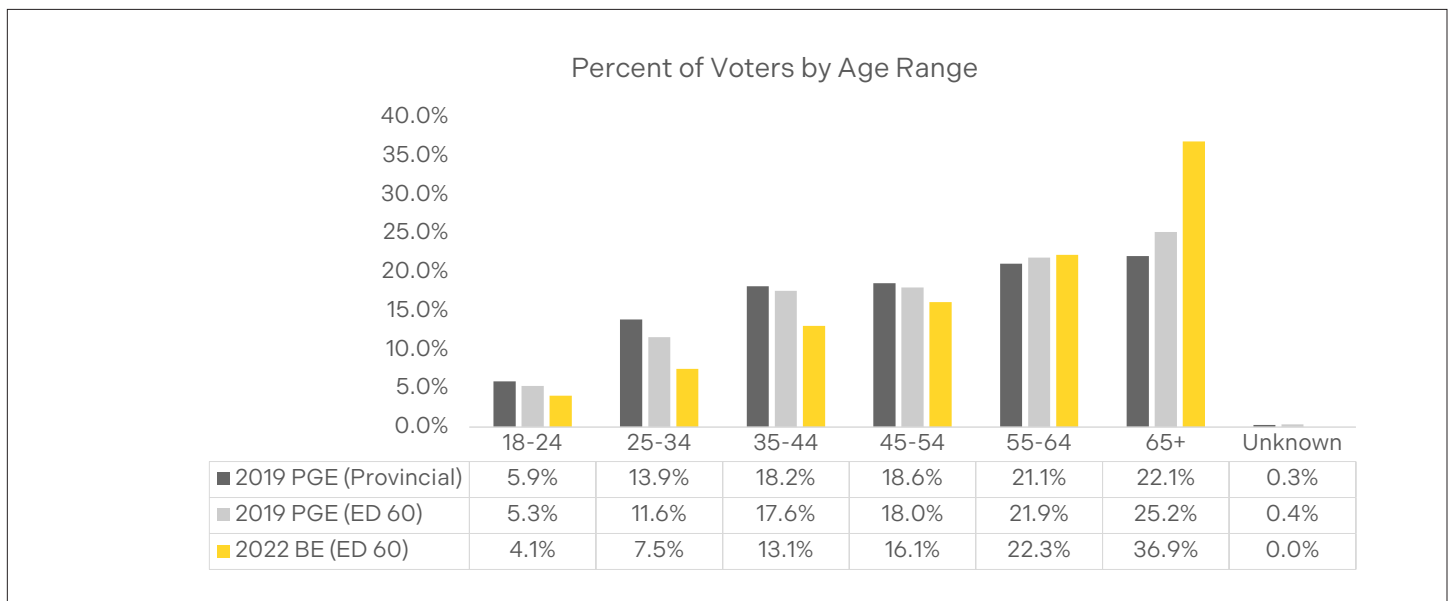
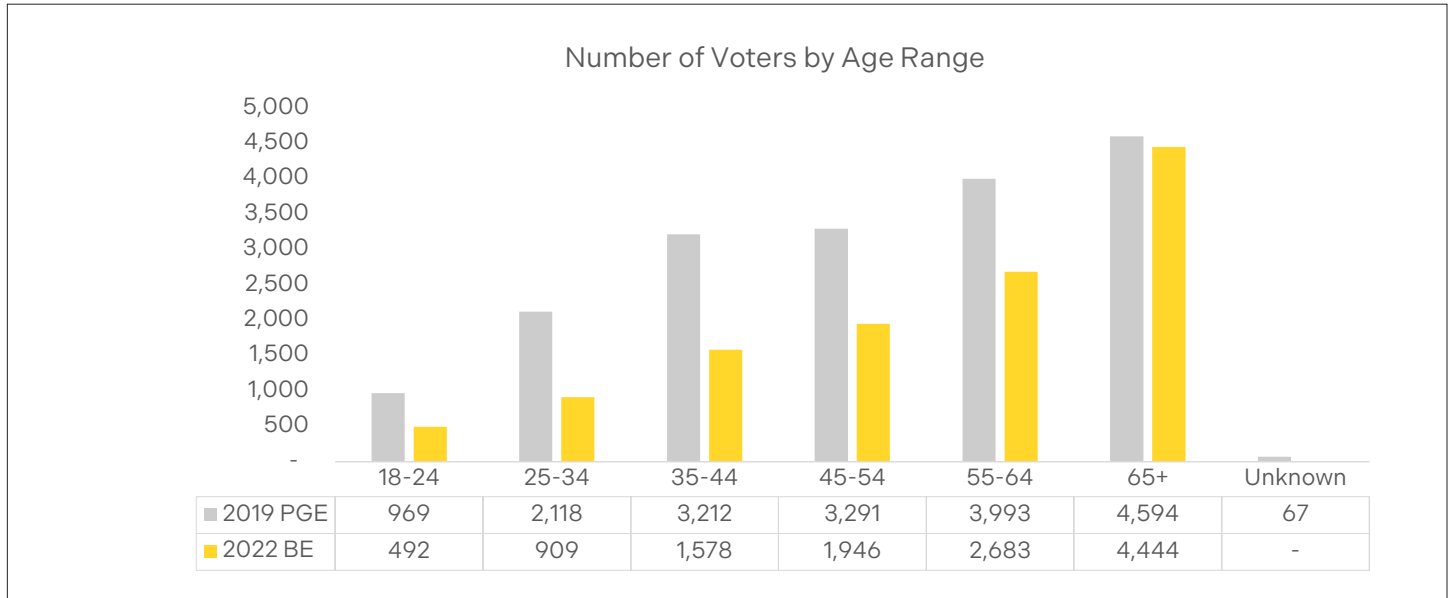
GENDER STATISTICS



The gender breakdown highlights an even division between gender that voted within the Brooks-Medicine Hat by-election with nearly 50% male and 50% female.

Legend
PGE Provincial General Election
BE By-Election

AGE STATISTICS



Notably, the proportion of electors from the 2022 Brooks-Medicine Hat by-election increased with age. Voters aged 65+ represented 36.9% of all voters, juxtaposing the 4.1% of those between the ages of 18–24. The percentage of votes cast by those aged 65+ rose by 11.7% from those who voted in the electoral division during the 2019 Provincial General Election.

Legend

PGE Provincial General Election
BE By-Election



ELECTORAL DIVISION MAPS

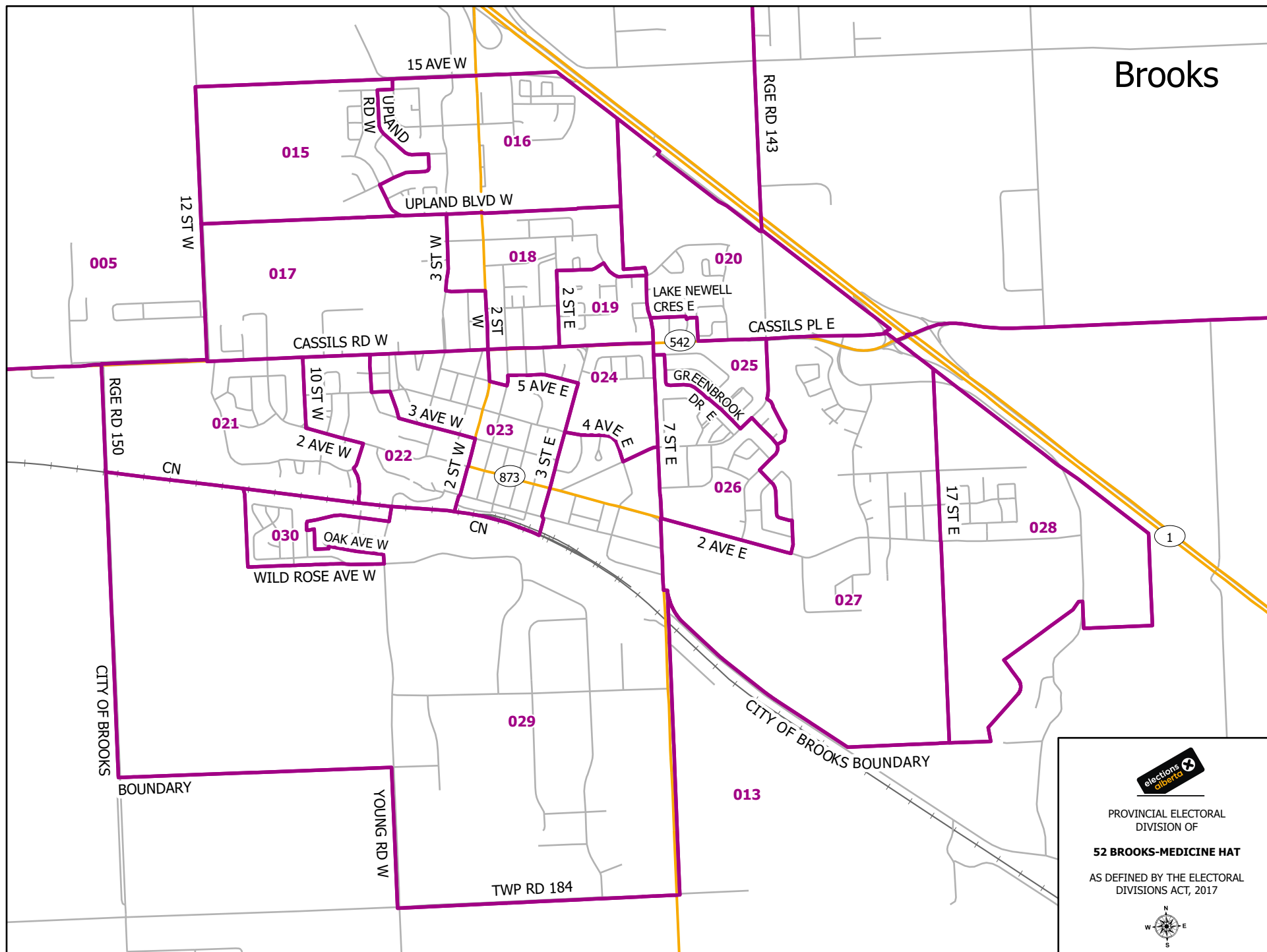
BROOKS-MEDICINE HAT

The following section provides maps detailing the electoral boundaries for Brooks-Medicine Hat.

An overview map of the electoral division has been provided along with town maps offering a more detailed view of Bassano, Brooks, Duchess, and Medicine Hat. Municipal boundaries, major roadways, water bodies, and the Alberta Township Survey (ATS) grid have been included for additional spatial reference.

Voting areas are labelled with numbers that correspond with the official results.

Brooks

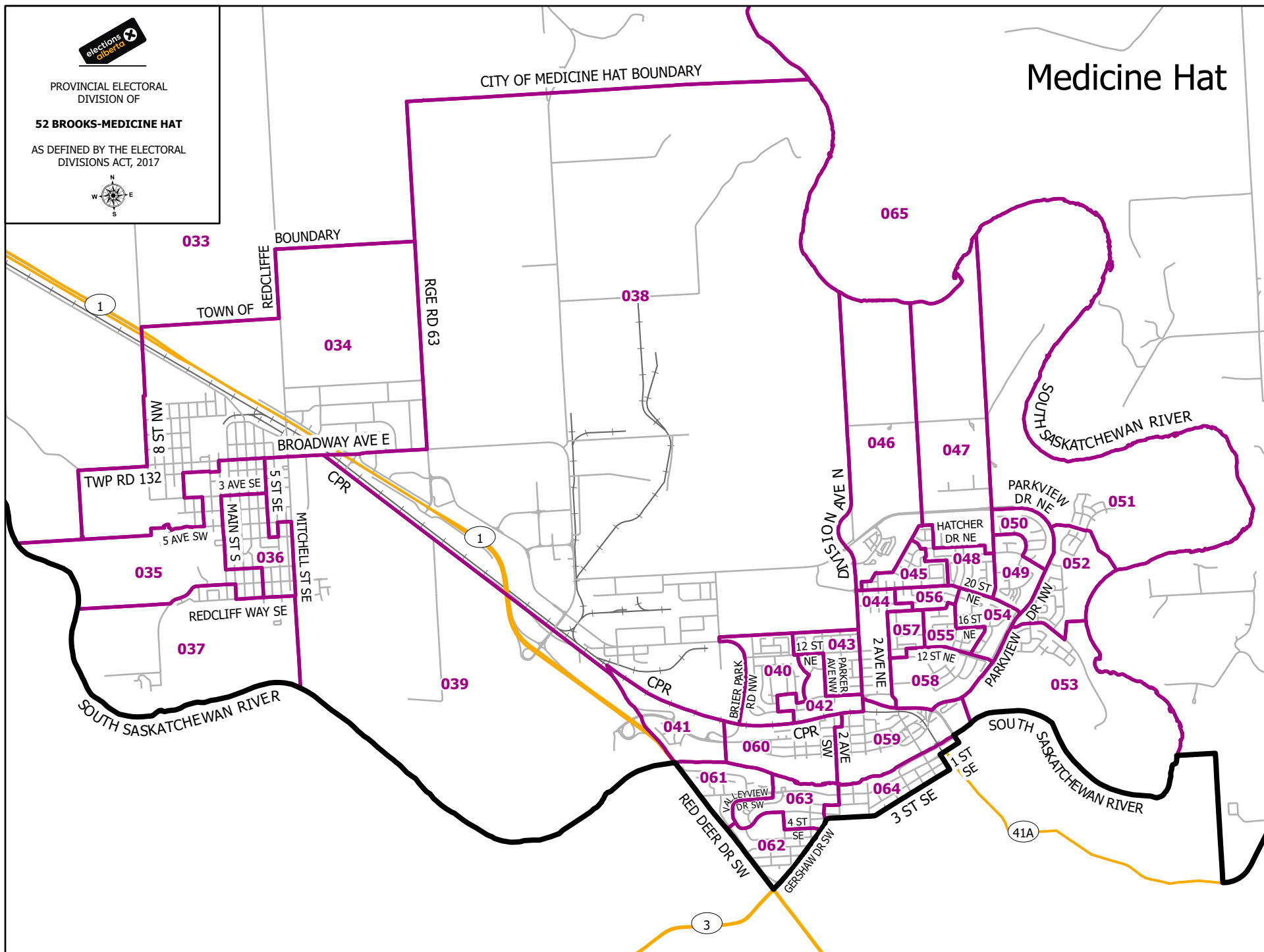


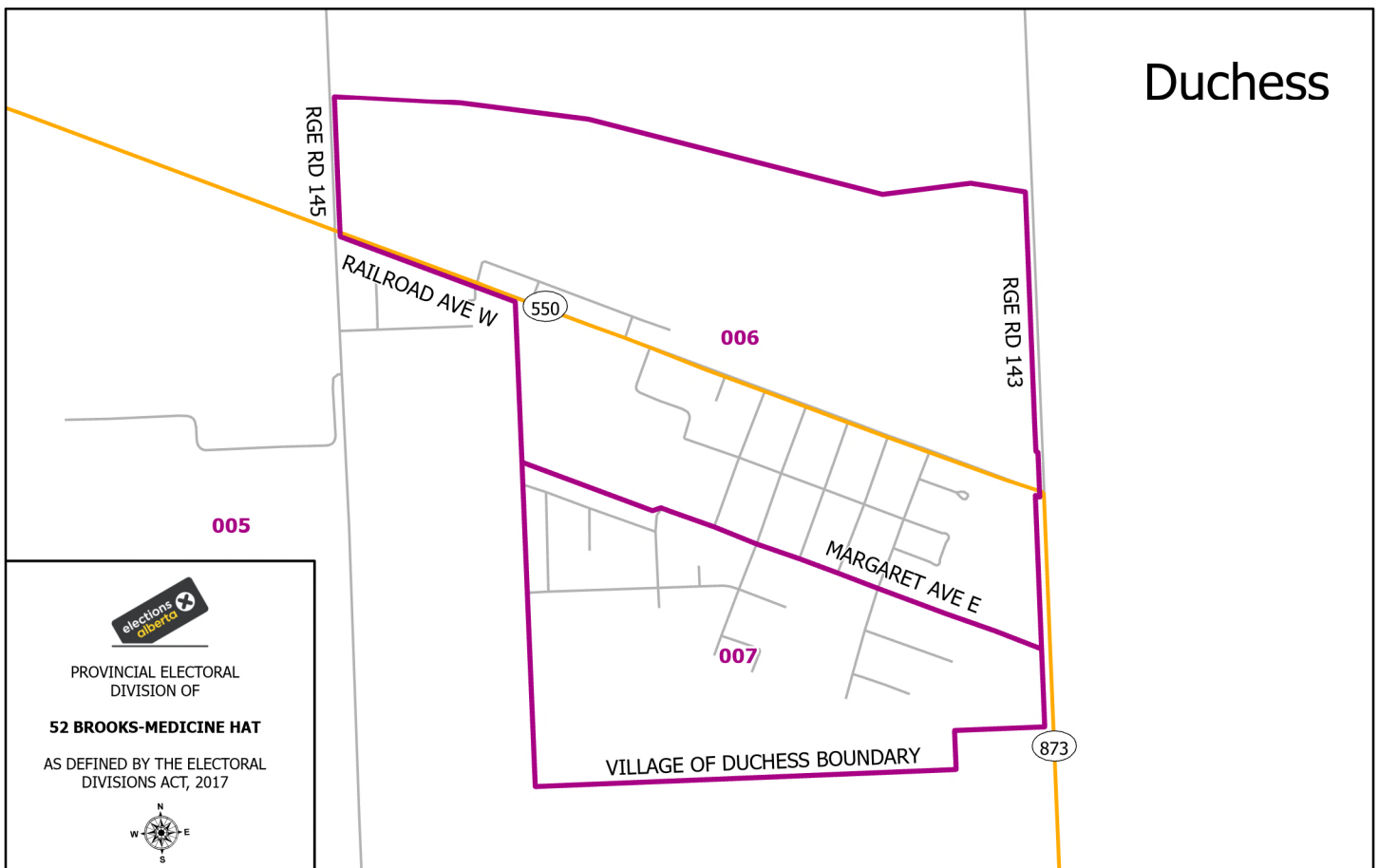
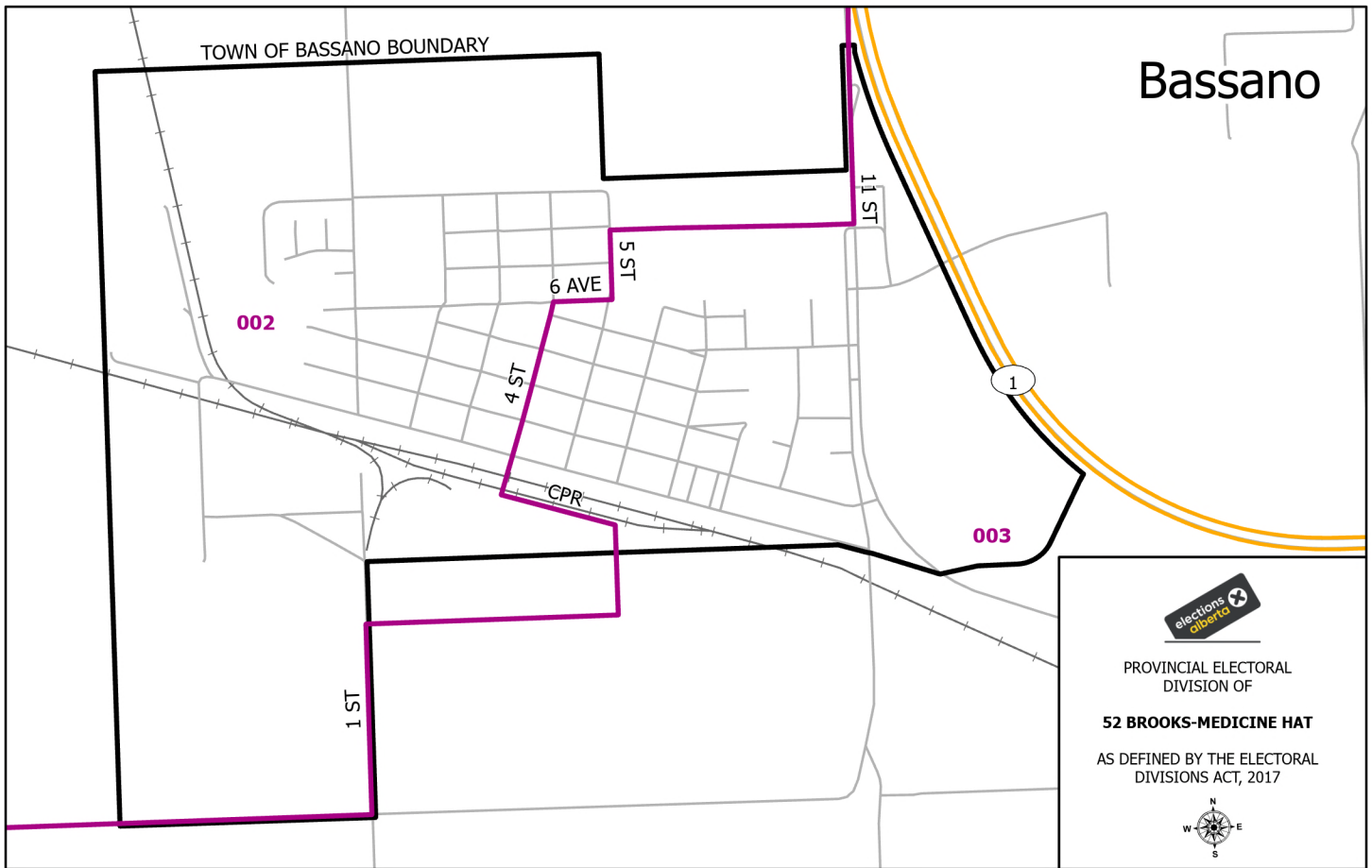
PROVINCIAL ELECTORAL
DIVISION OF

52 BROOKS-MEDICINE HAT

AS DEFINED BY THE ELECTORAL
DIVISIONS ACT, 2017



PROVINCIAL ELECTORAL
DIVISION OF**52 BROOKS-MEDICINE HAT**AS DEFINED BY THE ELECTORAL
DIVISIONS ACT, 2017





SUMMARY OF RESULTS BY POLL

BROOKS-MEDICINE HAT

The following section provides detailed by-election results by poll and voting method.

Polls 001 to 067 reflect voting stations that operated on Election Day. Only electors who resided within the geographic boundaries of that voting area could vote at that voting station.

Poll 068 reflects the votes cast by Special Ballot and includes all votes cast at the returning office and Elections Alberta.

Polls 069 to 073 represent the results from mobile voting and polls 074 to 076 represent the results gathered from advance voting.

SUMMARY OF RESULTS BY POLL

CANDIDATE VOTE COUNTS

Poll	Type	BOB BLAYONE TIP	GWENDOLINE DIRK NDP	JEEVAN MANGAT WIPA	BARRY MORISHITA AP	DANIELLE SMITH UCP	Valid Ballots Cast
	Total Percentage	225 1.8%	3,394 26.7%	56 0.4%	2,098 16.5%	6,919 54.5%	12,692
001	Regular	1	0	1	12	40	54
002	Regular	3	14	0	50	67	134
003	Regular	5	16	3	32	77	133
004	Regular	3	14	0	46	223	286
005	Regular	5	5	0	21	138	169
006	Regular	4	10	2	29	97	142
007	Regular	3	6	0	24	97	130
008	Regular	3	1	0	14	54	72
009	Regular	3	5	1	19	83	111
010	Regular	1	7	1	30	73	112
011	Regular	5	6	0	22	116	149
012	Regular	5	4	0	13	73	95
013	Regular	4	8	0	21	76	109
014	Regular	0	3	0	16	58	77
015	Regular	2	5	1	30	51	89
016	Regular	1	16	1	33	66	117
017	Regular	0	7	0	14	26	47
018	Regular	0	19	0	25	72	116
019	Regular	0	7	0	29	56	92
020	Regular	1	8	1	21	59	90
021	Regular	5	11	0	40	67	123
022	Regular	1	10	0	21	43	75
023	Regular	3	24	2	36	76	141
024	Regular	4	2	0	28	36	70
025	Regular	0	3	0	24	48	75
026	Regular	2	12	0	33	63	110
027	Regular	2	20	1	39	67	129
028	Regular	1	6	0	9	10	26
029	Regular	1	3	0	18	31	53
030	Regular	5	3	1	25	39	73
031	Regular	4	6	1	15	94	120
032	Regular	4	14	0	9	52	79
033	Regular	4	1	0	0	18	23

CATEGORIZATION OF VOTES CAST

Poll	Type	Names on List	Valid Ballots Cast	Spoiled Ballots	Declined Ballots	Rejected Ballots	Voter Turnout Percentage (%)
		35,872	12,692	69	0	45	35.5
001	Regular	194	54	0	0	0	27.8
002	Regular	578	134	0	0	1	23.4
003	Regular	635	133	0	0	1	21.1
004	Regular	722	286	0	0	1	39.8
005	Regular	849	169	0	0	2	20.1
006	Regular	404	142	0	0	0	35.1
007	Regular	375	130	0	0	0	34.7
008	Regular	314	72	0	0	0	22.9
009	Regular	331	111	0	0	2	34.1
010	Regular	339	112	0	0	1	33.3
011	Regular	451	149	1	0	0	33.0
012	Regular	451	95	1	0	0	21.1
013	Regular	561	109	0	0	0	19.4
014	Regular	314	77	2	0	0	24.5
015	Regular	391	89	0	0	0	22.8
016	Regular	751	117	2	0	0	15.6
017	Regular	272	47	0	0	0	17.3
018	Regular	603	116	1	0	0	19.2
019	Regular	469	92	0	0	1	19.8
020	Regular	491	90	0	0	1	18.5
021	Regular	714	123	0	0	0	17.2
022	Regular	456	75	0	0	1	16.7
023	Regular	811	141	1	0	1	17.5
024	Regular	450	70	0	0	1	15.8
025	Regular	405	75	1	0	0	18.5
026	Regular	690	110	1	0	0	15.9
027	Regular	797	129	2	0	0	16.2
028	Regular	253	26	0	0	0	10.3
029	Regular	364	53	1	0	0	14.6
030	Regular	463	73	13	0	0	15.8
031	Regular	382	120	0	0	1	31.7
032	Regular	302	79	1	0	0	26.2
033	Regular	259	23	0	0	0	8.9

SUMMARY OF RESULTS BY POLL

CANDIDATE VOTE COUNTS

Poll	Type	BOB BLAYONE TIP	GWENDOLINE DIRK NDP	JEEVAN MANGAT WIPA	BARRY MORISHITA AP	DANIELLE SMITH UCP	Valid Ballots Cast
034	Regular	6	38	0	6	66	116
035	Regular	3	73	1	10	96	183
036	Regular	5	89	1	22	125	242
037	Regular	3	34	0	11	62	110
038	Regular	7	35	1	12	33	88
039	Regular	3	51	2	12	39	107
040	Regular	2	51	1	37	65	156
041	Regular	5	36	0	25	36	102
042	Regular	0	42	1	4	38	85
043	Regular	5	62	0	25	60	152
044	Regular	2	83	0	23	90	198
045	Regular	3	93	0	26	99	221
046	Regular	0	56	0	11	43	110
047	Regular	1	64	0	13	39	117
048	Regular	5	90	1	31	128	255
049	Regular	1	62	0	28	88	179
050	Regular	2	82	1	17	67	169
051	Regular	0	61	1	10	43	115
052	Regular	3	134	1	34	92	264
053	Regular	1	90	0	33	79	203
054	Regular	5	82	0	22	77	186
055	Regular	2	62	1	13	60	138
056	Regular	4	29	1	9	54	97
057	Regular	0	44	0	15	43	102
058	Regular	2	59	0	12	28	101
059	Regular	5	77	1	21	65	169
060	Regular	3	64	1	25	67	160
061	Regular	1	44	2	13	38	98
062	Regular	1	45	0	8	32	86
063	Regular	0	56	0	10	39	105
064	Regular	5	65	0	16	49	135
065	Regular	0	14	1	7	32	54
066	Regular	0	4	0	2	37	43
067	Regular	0	4	3	2	38	47

CATEGORIZATION OF VOTES CAST

Poll	Type	Names on List	Valid Ballots Cast	Spoiled Ballots	Declined Ballots	Rejected Ballots	Voter Turnout Percentage (%)
034	Regular	823	116	1	0	0	14.1
035	Regular	970	183	2	0	0	18.9
036	Regular	1,287	242	2	0	0	18.8
037	Regular	555	110	1	0	0	19.8
038	Regular	377	88	1	0	0	23.3
039	Regular	664	107	1	0	0	16.1
040	Regular	704	156	0	0	0	22.2
041	Regular	574	102	0	0	0	17.8
042	Regular	509	85	0	0	0	16.7
043	Regular	611	152	1	0	0	24.9
044	Regular	780	198	0	0	0	25.4
045	Regular	880	221	1	0	0	25.1
046	Regular	574	110	1	0	0	19.2
047	Regular	443	117	1	0	0	26.4
048	Regular	924	255	6	0	0	27.6
049	Regular	631	179	0	0	0	28.4
050	Regular	688	169	1	0	0	24.6
051	Regular	361	115	0	0	0	31.9
052	Regular	749	264	1	0	1	35.4
053	Regular	580	203	3	0	0	35.0
054	Regular	530	186	0	0	0	35.1
055	Regular	524	138	0	0	0	26.3
056	Regular	394	97	0	0	0	24.6
057	Regular	385	102	0	0	0	26.5
058	Regular	395	101	0	0	0	25.6
059	Regular	842	169	0	0	0	20.1
060	Regular	665	160	0	0	0	24.1
061	Regular	480	98	0	0	0	20.4
062	Regular	554	86	0	0	0	15.5
063	Regular	516	105	0	0	0	20.3
064	Regular	536	135	1	0	0	25.2
065	Regular	206	54	1	0	0	26.2
066	Regular	214	43	0	0	0	20.1
067	Regular	106	47	0	0	0	44.3

SUMMARY OF RESULTS BY POLL

CANDIDATE VOTE COUNTS

Poll	Type	BOB BLAYONE TIP	GWENDOLINE DIRK NDP	JEEVAN MANGAT WIPA	BARRY MORISHITA AP	DANIELLE SMITH UCP	Valid Ballots Cast
068	Special- Brooks- Medicine Hat	1	34	0	17	26	78
069	Mobile - Brooks 1	0	3	0	11	20	34
070	Mobile - Brooks 2	1	5	2	41	61	110
071	Mobile - Medicine Hat 1	0	31	2	12	20	65
072	Mobile - Medicine Hat 2	1	18	0	5	19	43
073	Mobile - Medicine Hat 3	0	4	1	5	11	21
074	Advance - Royal Canadian Legion	25	882	7	227	1,155	2,296
075	Advance - Pioneer Damsiters Drop-In Centre	4	21	3	60	156	244
076	Advance - Heritage Inn & Suites	23	145	4	357	1,158	1,687

CATEGORIZATION OF VOTES CAST

Poll	Type	Names on List	Valid Ballots Cast	Spoiled Ballots	Declined Ballots	Rejected Ballots	Voter Turnout Percentage (%)
068	Special - Brooks-Medicine Hat	0	78	0	0	24	-
069	Mobile - Brooks 1	0	34	0	0	0	-
070	Mobile - Brooks 2	0	110	0	0	1	-
071	Mobile - Medicine Hat 1	0	65	1	0	0	-
072	Mobile - Medicine Hat 2	0	43	0	0	0	-
073	Mobile - Medicine Hat 3	0	21	0	0	0	-
074	Advance - Royal Canadian Legion	0	2,296	3	0	1	-
075	Advance - Pioneer Damsiters Drop-In Centre	0	244	1	0	1	-
076	Advance - Heritage Inn & Suites	0	1,687	12	0	3	-



100-11510 Kingsway NW
Edmonton, Alberta
T5G 2Y5 Canada

1.877.422.VOTE (8683)
www.elections.ab.ca
info@elections.ab.ca

