

2023 Provincial General Election Report

Report of the Chief Electoral Officer

Copyright © 2024 Elections Alberta

ISBN: 978-1-988620-24-4

This publication is for public use and reference.
All rights reserved. No parts of this publication may be reproduced, distributed, or transmitted in any form or by any means, including photocopying, recording, or other electronic methods, without the prior permission of the publisher, except in the cases of brief quotations intended for noncommercial uses permitted by copyright law.

Elections Alberta
Suite 100 11510 Kingsway NW
Edmonton, AB T5G 2Y5
www.elections.ab.ca
info@elections.ab.ca
1.877.422.VOTE(8683)



Suite 100
11510 Kingsway NW
Edmonton, Alberta
Canada T5G 2Y5

Tel | 780.427.7191
Fax | 780.422.2900

info@elections.ab.ca
www.elections.ab.ca

May, 2024

Mr. Shane Getson, Chair
Standing Committee on Legislative Offices
3rd Floor, Queen Elizabeth II Building
9820 – 107 Street
Edmonton, Alberta T5K 1E7

Dear Mr. Getson:

I have the privilege to submit to you the Report of the Chief Electoral Officer and the accompanying Statement of Vote for the 2023 Provincial General Election.

These reports on the 2023 Provincial General Election are prepared and submitted pursuant to section 4(5) and 4(6) of the *Election Act*, RSA 2000, Chapter E-1.

Should you require additional information on contents presented within these reports, I would be pleased to respond.

Sincerely,

A handwritten signature in blue ink, appearing to read "Glen Resler".

Glen Resler
Chief Electoral Officer

Report Contents

Event Overview	4
Election Summary Statistics	8
Legislative and Procedural Changes	10
New Initiatives	14
Event Preparation and Recruitment	18
Returning Office Recruitment and Training	20
Voting Areas and Voting Place Selection	26
Voter Engagement and Outreach	29
Establishment of Returning Offices	40
Election Officer Recruitment and Training	42
Voter Registration	50
Provincial Enumeration	53
Revision Period	60
Registration at Voting Places	61
Post Election Day List of Electors	62
Candidates and Voting	82
Public Information and Communications	84
Nominated Candidates	94
Voting Options	96
Identification to Vote	107
Wildfire Response	109
The Count and Results Reporting	116
Unofficial Count	118
Official Count	122
Official Announcement of Results	126
Voter Turnout	131
Post-Election Activity	132
Election Finances	136
Political Parties	141
Nomination Contestants	149
Candidates	155
Election Third Party Advertisers	162

Compliance and Enforcement	170
Pre-Event Preparation Activities	173
Supporting Compliance	176
Complaints	178
Elections Alberta Expenses	182
Enumeration	183
General Election	186
Recommendations	194
Fixed Election Date	195
35-Day Election Calendar	197
Increase Availability of Special Ballot Voting	199
Mandatory Identification	203
Emergencies During the Writ Period	205
Other Recommended Amendments to the <i>Election Act</i>	207
<i>Election Finances and Contributions Disclosure Act</i> Recommended Amendments	218
Appendices	222
Appendix A: Returning Officer and Election Clerk Appointments	223
Appendix B: Enumeration Results by Electoral Division	226
Appendix C: Voting Day Registrations by Electoral Division	230
Appendix D: Post Election Day List of Electors	233
Appendix E: Registered Electors Age Range by Electoral Division	236
Appendix F: Registered Electors Gender Statistics by Electoral Division	239
Appendix G: Voter Age Range by Electoral Division	242
Appendix H: Voter Gender Statistics by Electoral Division	245
Appendix I: Survey of Voters and Nonvoters	248
Appendix J: Candidates Registered, Nominated, and Elected by Party Affiliation	250
Appendix K: Summary of Results by Electoral Division	263
Appendix L: Member of Legislative Assembly Elected 2023 with Incumbent	277
Appendix M: Electoral Summary 1905–2023	280
Appendix N: 2023 Party Campaign Contributions	283
Appendix O: Party Campaign Contributions 2019 vs 2023	284
Appendix P: Nomination Contestant Campaign Finances by Electoral Division	285
Appendix Q: Combined Party and Candidate Contributions	301
Appendix R: Candidate Campaign Finances by Electoral Division	302
Appendix S: ETPA Weekly Reporting Summary	318
Appendix T: ETPA Advertising Contributions	319
Appendix U: Cost Summary by Electoral Division	320

1

Event Overview



The 31st Provincial General Election was held on Monday, May 29, 2023, following a 28-day election period.

This report provides information on the undertaking of Elections Alberta and its Returning Officers in conducting the 2023 Provincial General Election.

The 2023 Provincial General Election was Alberta's first fixed date election, enabling Elections Alberta, political participants, and electors alike to better prepare in advance for the election. For the first time, voting places could be secured, election officers recruited, and advertisements prepared prior to the Writ of Election being issued. The fixed date also allowed for the conduct of enumeration activities in the month prior to the election and for returning offices to be ready to open and commence offering services immediately on Writ Day.

This report spans the preparation activities that took place throughout the election cycle, the results of the provincial mail-based enumeration, the conduct of the general election, post-election activities, financial disclosures of political participants, and recommendations for legislative change. Throughout the report, the significant legislative changes and new initiatives that Elections Alberta implemented are highlighted, as well as the challenges experienced in conducting this event.



General elections are commenced following the issuance of two Orders in Council by the Lieutenant Governor. The first, O.C. 153/2023 dissolved the Thirtieth Legislative Assembly. The second, O.C. 154/2023 ordered the conduct of an election in all 87 electoral divisions.

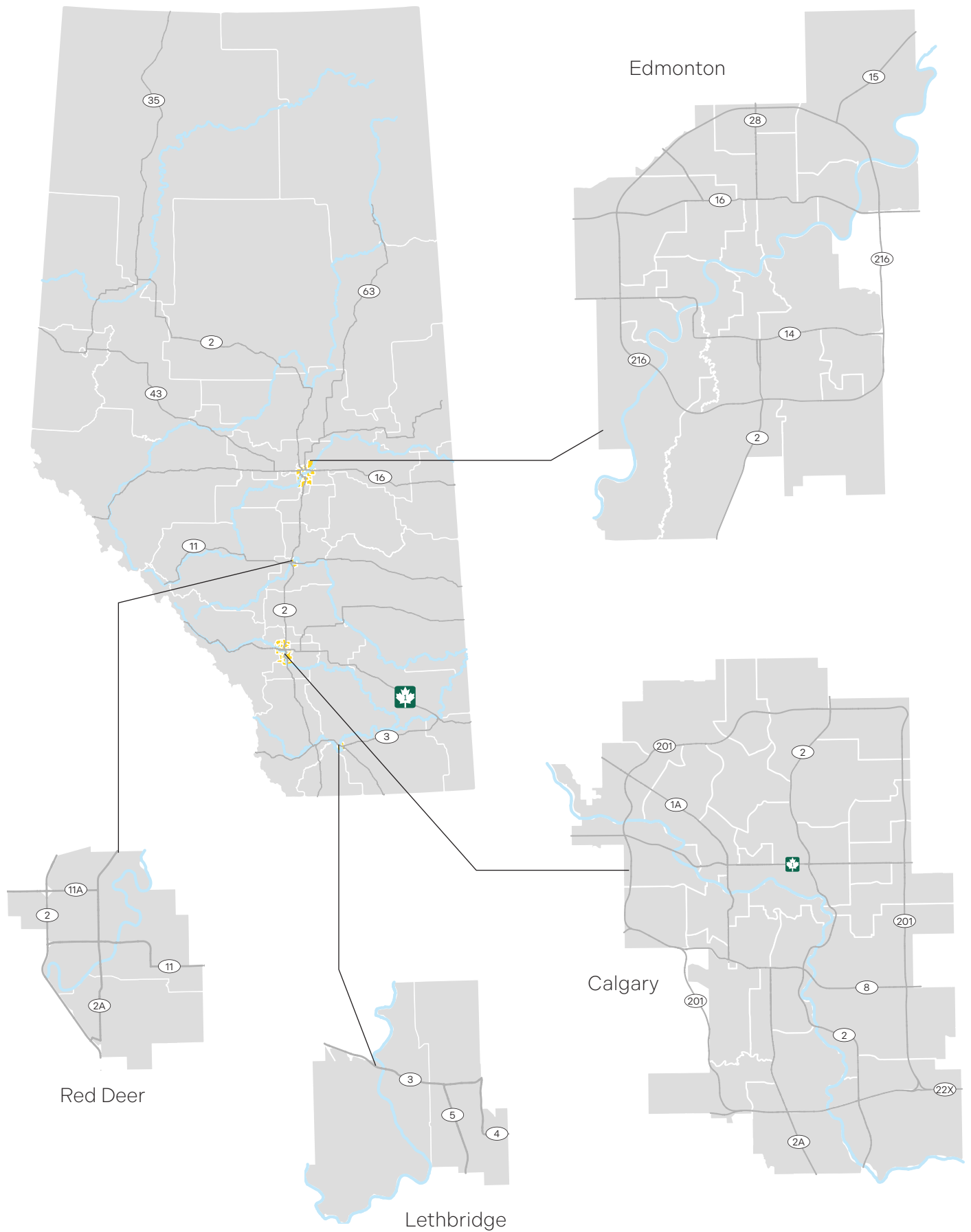
Electoral Divisions

The electoral division boundaries described in the *Electoral Divisions Act* (in force as of March 19, 2019) were used during the general election. Detailed maps of the 87 electoral divisions are available in the 2023 Provincial General Election Statement of Vote.

An overview of the 87 electoral division boundaries can be seen on the following page with detailed maps of Edmonton, Calgary, Red Deer, and Lethbridge.

Electoral Boundaries Commission

Elections Alberta is assigned the responsibility of providing advice, information, and assistance to the Electoral Boundaries Commission established under the *Electoral Boundaries Commission Act*. The Commission is responsible for reviewing existing electoral division boundaries and for recommending electoral division boundaries to the Legislative Assembly. A Commission is to be appointed after every second provincial general election, between eight and ten years from the appointment of the last Commission.

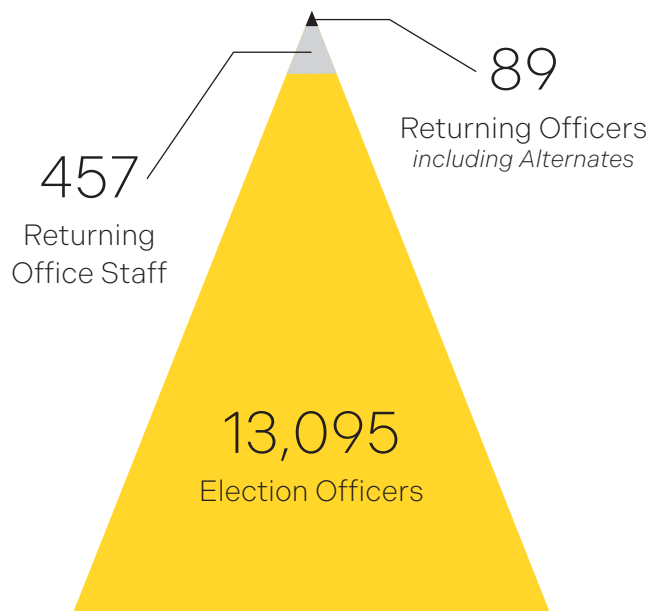


Election Summary Statistics

Elections Alberta opened 87 returning offices and 6 satellite offices.

Voting was delivered in:

- ✕ **331** Advance Voting Places
- ✕ **1,216** Election Day Voting Places
- ✕ **691** Mobile Voting Locations
- ✕ Serving **4,764** Voting Areas



2,939,762 Electors on the Post Election Day List of Electors



1,777,315

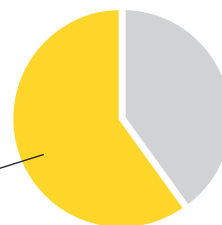
Registered Voters Who Voted

14%

of Voters Registered at a Voting Place Prior to Voting

60.5%

Voter Turnout as a Percentage of Registered Voters on the Post Election Day List of Electors



14 Registered Political Parties

14 Registered Political Parties
that Endorsed Candidate(s)

349 Nominated Candidates

23 Registered Election
Third Party Advertisers

Expense limits for Candidate and Political Parties during the election period (May 1–29) and Election Third Party Advertisers (ETPAs) during both the pre-writ advertising period (January 1–April 30) and election advertising period (May 1–29) are shown below:

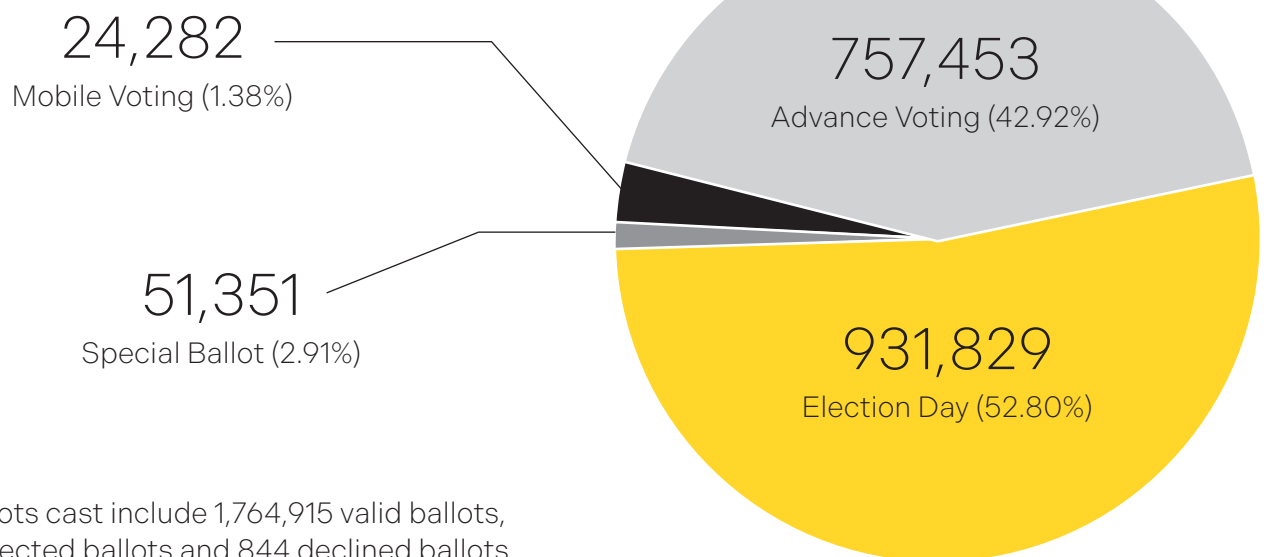
\$53,100 - Candidates (May 1–29, 2023)

\$ 159,200 - ETPAs (January 1–April 30, 2023)

\$ 159,200 - ETPAs (May 1–29, 2023)

\$3,208,127 - Political Parties (May 1–29, 2023)

1,764,915 valid ballots were cast in the
2023 Provincial General Election:



Legislative and Procedural Changes



Bill 81: *Election Statutes Amendment Act* came into force on March 31, 2022. The Act amended both the *Election Act* and *Election Finances and Contributions Disclosure Act (EFCDA)*. Significant areas of amendment are noted below. For a full summary of the amendments, refer to Appendix N of the Chief Electoral Officer's 2021-2022 Annual Report.

Election Act

Fixed Election Date

The most significant amendment for the general election was the introduction of a fixed election date on the last Monday in May, in the fourth year after the last general election (s. 38.1). With a fixed election date, Elections Alberta was able to:

- Lease, equip, and set up returning offices to be prepared to open on Writ Day.
- Communicate early with school boards, resulting in a non-instructional day being scheduled on Election Day in eight districts, improving access and safety of using schools as voting places.
- Identify and rent voting places in advance, increasing access and availability of locations within communities.
- Produce and print where to vote cards and newspaper advertisements earlier, ensuring electors were informed of voting places, dates, and times before in-person voting commenced.
- Recruit election officers in the month prior to Writ Day.
- Complete an enumeration in the month prior to the election.

Enumeration

The requirement for mandatory door-to-door enumeration, as well as the prescriptive elements such as requirements for appointing enumerators, lists of facilities that cannot be visited, direction on what to leave at each door, requirements to visit every residence, and the requirement for three visits were removed (s. 21-38). The *Election Act* now provides a process for the Chief Electoral Officer to prescribe the conduct of an enumeration, using any means the Chief Electoral Officer determines sufficient (s. 21).

With these changes, Elections Alberta was able to conduct a mail-based enumeration in the month prior to the election, when people were most interested in ensuring they were registered to vote. Section 3 of this report outlines the processes that were used for the 2023 Provincial Enumeration.

Identification to Vote

The amendments introduced a requirement for all electors to show authorized identification to vote, with options for identification including:

- One piece of government-issued identification with name, address, and photograph;
- Two pieces of identification authorized by the Chief Electoral Officer, each with name and at least one with address; or
- Electors without identification may be vouched for by an elector in the same voting area whose name appears on the List of Electors, has authorized identification, and takes a declaration (s.43).

Duties and Functions of Election Officers

The prescriptive duties and job titles of election officers were removed from the *Election Act* and replaced with the capacity for the Chief Electoral Officer to outline the job titles, duties, and functions of election officers (s. 45.1). The *Election Act* continues to provide a general list of functions that election officers can perform including:

- Placement of signs in voting locations;
- Managing the ballot box, including sealing it and maintaining the security of the ballot box;
- Maintaining and issuing ballots;
- Maintaining the voting record;
- Administering voting and taking oaths and declarations;
- Providing voter assistance;
- Registering electors to vote;
- Supervising the voting place;
- Appointing interpreters; and
- Completing the unofficial count and preparing the Statement of Vote.

The *Election Act* also required that at least one election officer at every voting location must be designated as the supervisor.

Voter Secrecy

Voter secrecy was increased through two amendments to the voting process.

1. A voter who requires the assistance of an interpreter, a friend of voter or the election officer is no longer required to take an oath regarding their inability to read or mark the ballot (s. 96).
2. When an elector declines to vote it will not be annotated in the voting record, preserving their secrecy of the vote (s. 107.1).

Official Count

The official count process was amended so that the official count is only completed where the difference between the votes for the two candidates with the highest number of votes is 100 or less. Where the difference is 101 votes or more, the Returning Officer conducts an official verification process which includes reviewing the Statement of Vote, objected ballots, rejected ballots, and any other ballots or materials the Returning Officer requires prior to signing the Statement of Official Results (s. 137).



Election Finances and Contributions Disclosure Act

Nomination Contests

Nomination contestants are no longer required to pre-register with Elections Alberta, but registered political parties are still required to collect information from their contestants and provide it to Elections Alberta after the nomination contest ends.

- 15 days after a nomination contest ends, parties are required to notify Elections Alberta of the nomination contest start and end dates, the name and contact information of the contestant(s) and chief financial officer(s) who participated, and who was selected for endorsement.
- 30 days after a nomination contest ends, parties are required to provide Elections Alberta with the date the contestant(s) first announced their intention to seek endorsement or accepted their first contribution or incurred their first expense (whichever was earliest), and the financial institution and signing officers for their campaign accounts.

Candidate Deposits

The payment of a \$500 candidate deposit was moved from the *Election Act*, where it was paid to the Returning Officer when submitting nomination papers, to the EFCDA, where it is now part of the candidate's registration process. If a candidate's campaign return is not filed on time, the Chief Electoral Officer may keep the \$500 candidate deposit as payment of the automatic \$500 late filing fee.

Prohibition on Third Party Advertiser Affiliation with Registered Political Party

Amendments to section 9.1 (5.1) introduced a prohibition on third party advertisers being affiliated with registered political parties. Where the Chief Electoral Officer determines that a third party advertiser is affiliated with a registered party, the third party advertiser is not eligible to be registered and as a result cannot accept political or election advertising contributions and cannot undertake election or political advertising.

Factors that the Chief Electoral Officer may consider in order to determine whether a third party advertiser is affiliated with a party include:

- The organization of the third party advertiser and whether there are cross appointments of one or more of the chief financial officers, signing officers, or principals,
- Any agreements or interactions between the third party advertiser and a registered party that would suggest the registered party controls the third party advertiser, and
- The extent to which the third party advertiser participates in the decision making of the registered party.

Contributions and Expense Limits

Contribution and expense limits were rounded up to the nearest \$100 and nomination contestants were removed from the tax-deductible aggregate limit. The updated limits related to the election are included in table 1 below.

Table 1: Contribution and Expense Limits

Limit Type	Applicable To	Limit
Contribution to any combination of registered parties, registered constituency associations, registered leadership contestants, and registered candidates	Individual ordinarily resident in Alberta	\$4,300
Contribution to any combination of nomination contestants	Individual ordinarily resident in Alberta	\$4,000
Contribution to an Election Third Party Advertiser	Individual ordinarily resident in Alberta	\$30,000
Expense Limit	Registered Political Party	\$3,208,127 (1.16 x the number of names in the Register of Electors on Feb 1, 2023)
Expense Limit	Candidate	\$53,100
Expense Limit	Nomination Contestant	\$13,275
Pre-Writ Expense Limit (January 1 to April 30, 2023)	Election Third Party Advertiser	\$159,200
Writ Period Expense Limit (May 1 to May 29, 2023)	Election Third Party Advertiser	\$159,200

New Initiatives



New initiatives are introduced each election to aid the efficiency of the voting and count process, improve election officer work conditions, and reduce barriers to voting. Key initiatives introduced for the 2023 Provincial General Election are outlined in this section.

Staffing Model for Election Day

A modernized staffing model was introduced on Election Day that improved the efficiency of the voting process for electors and mitigated line-ups.

The updated model allowed electors who needed to register to vote to not only be registered but also issued a ballot while at the registration station. In prior events, electors who needed to be registered were assisted with the paperwork at one station, then sent to a second station to be added to the voting record and issued their ballot.

The registration station was staffed by two election officers, who:

- reviewed the elector's identification and determined their assigned voting area,
- completed the declaration paperwork,
- added the elector to the voting record, and
- issued the ballot.

Electors who were registered to vote continued to be served at voting stations assigned for their voting area. These stations were staffed by one election officer, who:

- reviewed the elector's identification,
- located the elector in the voting record, and
- issued the ballot.

Once issued a ballot, electors proceeded to the voting screen to mark their ballot, then proceeded to the ballot box station, located near the exit of the voting place. Election officers were able to serve the next voter in line rather than waiting for the previous voter to mark their ballot and return the ballot to the election officer.



Tabulators and Voter Assist Terminals at Advance Voting

Tabulators and voter assist terminals were introduced at advance voting places to:

- facilitate vote anywhere,
- eliminate the need to package and transport the vote anywhere ballots to Edmonton for the count,
- enhance accessibility options for electors, and
- make all results available on election night.

Tabulators are essential to the timely delivery of vote anywhere as, without them, ballots need to be transported to a centralized location and sorted into electoral divisions before counting, a time-consuming and labour-intensive process. Providing tabulators at the voting place increases electors' awareness of the technology being used.

Using tabulators also enabled the use of voter assist terminals, pictured below, which were located at 100 advance voting places throughout the province. Voter assist terminals allow individuals who may have difficulty reading or marking the ballot to vote independently, by providing audio, touch screen, keypad, braille, rocker paddle, and sip-n-puff input options. Once the elector makes their selection, the voter assist terminal marks their paper ballot, which the person can confirm is correct prior to casting in the tabulator.



Multiple safeguards were introduced to ensure the accuracy of the tabulator, including:

- **Logic and Accuracy Testing:** Testing was performed before and after use, using a test deck of ballots. The test deck included a ballot marked for every candidate in every electoral division, a blank ballot, and a ballot with every candidate selected. This tested the equipment on every marking option to ensure that the tabulator recorded all votes accurately.
- **Security:** Tabulators were kept secure between uses, with extensive processes around access and use of the equipment from when they were received to when results were reported.
- **Paper Ballot:** The tabulator reads a paper ballot. All paper ballots were preserved and in the two judicial recounts that occurred, the paper ballots were used for the recounts.
- **No Network Connections:** The tabulators were never connected to a network. They were stand alone units that printed a paper tape to report the results.

Improved Access to Special Ballot



Improvements to the special ballot process and access to this voting option included:

- Expanding the reasons an elector could vote by special ballot to include “displaced by emergency or disaster, such as fire or flood” and “unable to vote at an advance voting place or on Election Day”.
- Modifying the voting package and instructions to make the voting-by-mail package easier to complete.
- Expanding options for electors to complete their package by mail, in person at their returning office or at Elections Alberta, or to request their package be prepared for pickup and identify the individual authorized to pick up their package.
- Sending status emails for electors who requested their package online regarding the status of their package from acceptance of the application, approval of the application, to mailing or pickup status.
- Providing postage-paid return envelopes with all special ballot packages that were mailed or picked up.
- Expanding the use of XpressPost to include all international destinations.



Special ballot provides a voting option for electors who may not be available to vote in person on advance voting days or Election Day; however, this method can be more complex than in-person voting.



Election Management System

Elections Alberta introduced a new election management system that improved and streamlined many activities of the returning office as outlined here.



Returning Office Staff Recruitment

A single place for Returning Officers to screen applicants for returning office positions, schedule interviews, and make recommendations for appointment.

Voting Place Management

This module was used to identify potential voting places, document results of site tours and accessibility assessments, make final selections of voting places, document furniture, equipment and staffing needs by site, sign voting place agreements, and generate payment details.

Election Officer Recruitment, Training, and Payment

A single place to coordinate the fulfillment of staffing needs for each voting place, including viewing, screening, and hiring election officers and assigning of work and training. Following training and voting days, this module was also used to track the completion of work assignments and approve payments for over 13,000 workers.

Election Worker Portal

Built specifically for election workers, this portal allowed staff to view their work assignment and training details, access online training, and submit employment information such as emergency contacts, banking details for payment, and complete payroll tax forms.

Candidate Nominations

The system tracked the completion of the candidate registrations under the EFCDA, candidate deposit payments, and acceptance of candidate nomination papers by Returning Officers. Candidates who completed all steps were listed on the ballot in their electoral division.

Candidate and Party Data Sharing

Under the *Election Act*, parties and candidates are entitled to receive the List of Electors, list of electors who requested a special ballot, and the list of electors who voted in advance. A portal was available for nominated candidates and registered political parties to obtain these lists, eliminating the need to provide paper lists and manually provide information.

Special Ballot Tracking

The special ballot tracking system recorded all requests for a special ballot, whether they were requested online or in person. The system was used to approve requests, manage the creation and mailing of packages, record the receipt of packages and whether they were accepted or rejected for not providing a signed declaration or copy of identification.

Advance Voting

An electronic voting record was used in advance voting places to facilitate vote anywhere, elector strike-off, and ballot-on-demand. Data from the system was synchronized across the province, so all locations had access to an up-to-date Voting Record and those who had voted. The system was designed to function offline, allowing voting to continue even when internet access was impacted, with seamless synching once internet access was restored.

2

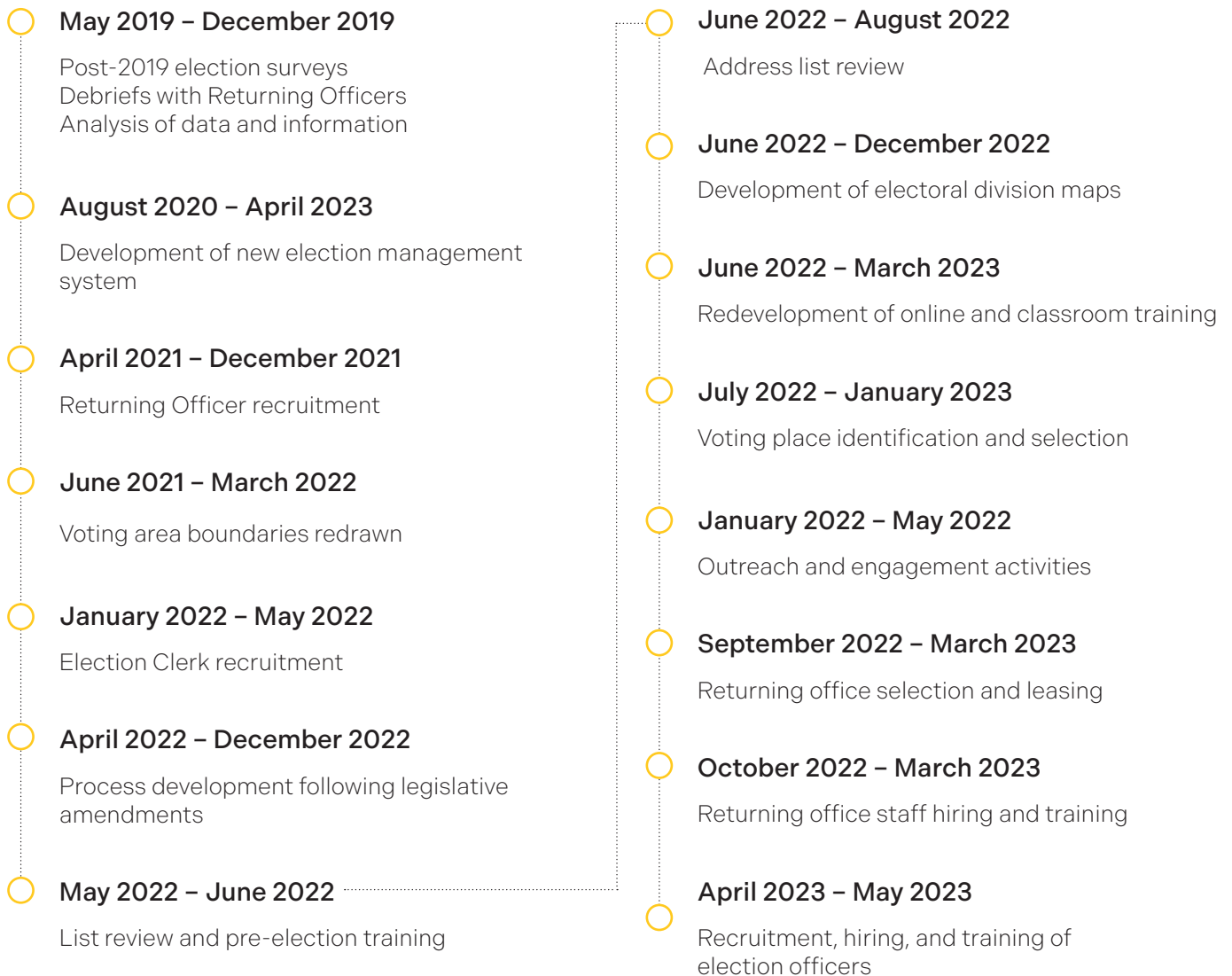
Event Preparation and Recruitment

Election Preparation Key Dates

Preparation for a general election commences as soon as the previous general election is completed, with a review of what went well, areas for improvement, and identifying recommendations for legislative change.

Development of new systems, processes, and initiatives take place throughout the four-year cycle, with the bulk of the development taking place once legislative amendments, if any, are tabled.

Returning Officers and Election Clerks are hired midway through the election cycle to prepare and build the knowledge required to conduct the general election. The timeline below outlines the key activities that took place to prepare for the 2023 Provincial General Election.



Returning Office Recruitment and Training

The returning office is comprised of five team members who conduct all election activities in the electoral division. For this election, two positions – the Returning Officer and Election Clerk – were retained early to conduct pre-election preparation activities, while three positions – the Administrative Assistants, Trainers, and IT Support Staff – were retained primarily for the election period.



Returning Officer recruitment began in spring of 2021, with the bulk of Returning Officers being retained by year end. Recruitment activities continued throughout 2022 and into 2023 to fill hard-to-hire areas and address vacancies as they arose. As Returning Officers were onboarded, their responsibilities and preparations began immediately with the map review process, which consisted of analyzing, adjusting and finalizing voting area boundaries within their electoral divisions.

In early 2022, Returning Officers began Election Clerk recruitment. While traditionally Election Clerks would only be retained for the election period, this limited their knowledge and capacity to support the Returning Officer. For the 2023 Provincial General Election, Election Clerks received pre-election training alongside Returning Officers in May and June 2022 that detailed key information and timelines on election preparation activities. Election Clerks supported Returning Officers to complete pre-election activities beginning in July 2022 and continued through to the election period.

In fall 2022, Returning Officers and Election Clerks attended a virtual training session outlining the recruitment process for their Administrative Assistants, Trainers, and IT Support Staff. This recruitment process began in October 2022 and continued into 2023. All returning office staff were hired in preparation for election training in February and March 2023.



The goal for this recruitment was to have all Returning Officers and Election Clerks hired prior to pre-election training in May and June 2022, as this training provided critical information and timelines on election preparation activities. These activities began in July 2022 and continued through to the beginning of the election period.

Returning Office Roles

Returning Officer

One Returning Officer is appointed to each provincial electoral division and is responsible for conducting electoral events that occur in their electoral division, which include general elections. Returning Officer responsibilities include:

- Establishing a returning office and managing inventory, supply, and distribution of materials.
- Supervising and leading the team to ensure operational effectiveness during an event.
- Making all arrangements for voting places.
- With assistance from the returning office team, recruit, hire, and train all election officers in their electoral division.
- Communicating information to the public, candidates, political parties, and media about the electoral process, nomination process, and voting process.
- Overseeing the voting process throughout the electoral division, ensuring that it is conducted as per legislated requirements and the Chief Electoral Officer's directives.

Election Clerk

One Election Clerk is appointed to each provincial electoral division to provide election management support. Election Clerks assist the Returning Officer in the performance of their duties and in the event the Returning Officer becomes ineligible or unable to continue in their role, the Election Clerk may be appointed as the Returning Officer.

Administrative Assistant

Administrative Assistants are hired by the Returning Officer in each electoral division to provide administrative support in the returning office. The Administrative Assistant is the first point of contact to the public and candidates and is responsible for managing the in-office special ballots for the electoral division, data entry, and report preparation for the Returning Officer, Election Clerk, and Trainer throughout the election period.

Trainer

Trainers are hired in each electoral division to plan, organize, and provide classroom training to all election officers in various locations throughout the electoral division. Trainers conduct in-person scenario-based training sessions to prepare election staff for their roles. Training includes the technology-based processes for advance voting, paper-based processes used on Election Day, and problem-solving techniques. Trainers use the Elections Alberta-supplied materials to assist in delivering training.

IT Support Staff

An IT Support Staff is hired for each electoral division to assist with the technology in the returning office and advance voting places. The IT Support Staff prepares and manages equipment and ensures that equipment is delivered, assembled, and returned following voting at voting places throughout the electoral division. The IT Support Staff also supports the Trainer in conducting training for election officers and provides troubleshooting support throughout the election period.

Appointment and Fees

Returning office staff fees were adjusted for the 2023 Provincial General Election. Returning Officers and Election Clerks were historically paid a base fee plus a name fee for each elector on the Post Election Day List of Electors. This resulted in a large inconsistency in the pay of Returning Officers and Election Clerks that did not take into account the challenges in conducting an election in electoral divisions with sparse, but geographically distant populations.

For 2023, all Returning Officers and Election Clerks were paid an hourly fee for pre-election work, up to established maximums and a set fee for conducting the election. Table 2 outlines the hourly rates and fees for returning office staff.

See Appendix A: Returning Officer and Election Clerk Appointments for the list of individuals appointed to conduct the 2023 Provincial General Election.

Table 2: Returning Office Staff Fees and Hourly Rates


Position	Hourly Rate	Election Fee
Returning Officer	\$30 (pre-election only)	\$12,100
Election Clerk	\$25 (pre-election only)	\$9,100
Administrative Assistant	\$21	N/A
Trainer	\$23	N/A
IT Support Staff	\$23	N/A

 Returning Officers and Election Clerks receive their appointments from the Chief Electoral Officer.

Satellite Office Teams

To address the large geographic areas of some electoral divisions and challenges in accessing the returning office, satellite offices were available to Returning Officers to supplement office operations and provide more access to elector services.

An information session was conducted on the operation of satellite offices in February 2022, and Returning Officers identified whether the office would benefit their electoral division and location options by April 2022.



Satellite offices were staffed with two positions, compared to the five in the returning office, as the main offices were typically located in more densely populated areas serving a majority of electors.

The main office also provided support and guidance to the satellite office. The Returning Officer was responsible for the operation of the satellite office and directing the work of the staff in the office.

The positions in the satellite office included:

- Election Clerk/Trainer responsible for supervising the office, recruiting local election officers, reviewing candidate nominations, training election officers, and coordinating supply pickup and drop-off.
- IT Support/Administrative Assistant responsible for serving electors requiring revisions and special ballots, assisting in delivering training, setting up and maintaining IT equipment, and managing all supplies and materials.

Alternate Teams

In addition to the returning office and satellite teams, Elections Alberta established two alternate returning office teams, Alberta-North and Alberta-South. These teams consisted of a Returning Officer, Election Clerk, Administrative Assistant, Trainer, and IT Support Staff. Although the alternate teams were based in Edmonton and Calgary, they consisted of individuals willing to travel outside of these urban centres to serve in any electoral division across the province.

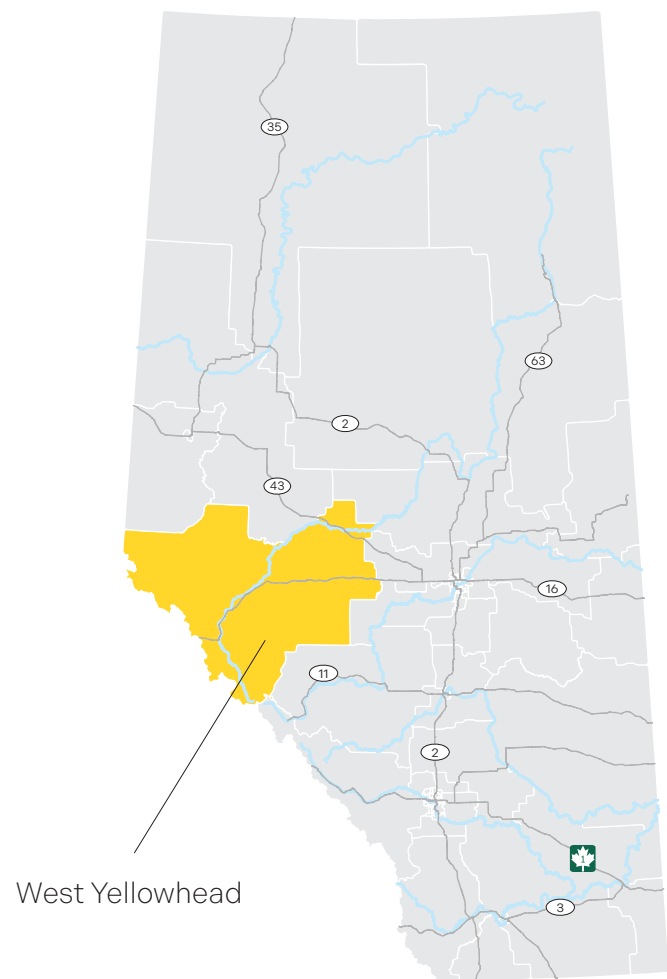
These teams were established as a risk management tool to ensure that if circumstances in an electoral division resulted in part or all the current returning office staff being unable to fulfill their duties, there would be a full team prepared to step in and continue carrying out the election activities. Staff hired to the alternate teams attended all training sessions and were fully prepared to step into their role should the need arise.



Throughout the general election, these alternate teams provided critical support to numerous electoral divisions. Staff from both alternate teams were deployed to fill positions in electoral divisions or to provide additional support.

This included the Alberta-North alternate team providing support during the wildfire response, specifically in ED 87 - West Yellowhead. The evacuation of the Town of Edson, where the returning office was located, resulted in the postponement of all election officer training sessions. Once the evacuation orders were lifted, training support was needed to complete training within the remaining days before voting commenced. The staff of the alternate team travelled to Edson, Hinton, and Grande Cache to deliver training sessions.

The Alberta-North alternate team was instrumental in ensuring that election officers were trained and prepared to carry out their duties on voting days.



Election Training

All returning office staff received comprehensive mandatory training, including both online and in-person components, which was supplemented with four written manuals that could be referenced during in-person training and throughout the election period.



Online Training

Online training for returning office staff consisted of self-directed modules introducing:

- Elections Alberta systems and procedures,
- the setup and operation of the returning office,
- the election calendar,
- voting places and associated staffing models,
- electoral divisions, voting areas, maps, and
- modules designed for election officer training.

These virtual sessions ensured that all returning office staff had a basic understanding of their roles and the election process prior to in-person election training.



In-Person Training

In-person training was provided in February and March 2023. Returning Officers, Election Clerks, Administrative Assistants, Trainers, and IT Support Staff attended a four-day training session in either Calgary or Edmonton. This training combined a lecture-style format with tailored hands-on and scenario-based training.

Similar to 2019, convention-style training was used during the training sessions allowing all of the 457 returning office staff across Alberta to be trained in just 8 days.

While this posed a significant staffing resource challenge for Elections Alberta, it allowed for smaller classroom sessions, sessions specific to each position's role and responsibility, and greater interaction between returning office teams.

Voting Areas and Voting Place Selection

Voting Areas

The first activity that Returning Officers undertook once appointed was the redrawing of voting area boundaries in their electoral divisions. While electoral division boundaries are redrawn by the Electoral Boundaries Commission after every second general election, voting area boundaries are redrawn each election to account for population changes and the efficient conduct of the election.

On Election Day, voting areas dictate where an elector votes, as a voting station is established for each voting area, and electors may only vote at their assigned voting station. When Returning Officers were drawing the voting area boundaries, they were required to balance the geographical features of their area with the needs of electors and election officers in conducting the election.

This included considerations for voting places, the effective administration of the election, and geography, as detailed to the right.



For the 2023 Provincial General Election, 4,764 voting areas were established.

Voting Places

- Availability of appropriate facilities to use as a voting place.
- Where possible, ability to select previously used voting locations familiar to electors.
- Distance an elector must travel to access their assigned voting place.

Effective Administration of the Election

- Reducing lineups and wait times, by managing the number of electors assigned to a voting station, considering:
 - population growth,
 - development of new communities,
 - estimated number of electors who are not registered, and
 - estimated number of electors who will vote in advance.
- Capacity to communicate boundaries to electors and election officers in map products and voting place advertisements. Roadways, railways, rivers, and administrative boundaries are preferable to back alleys and unnamed paths.

Geography

- Administrative boundaries, such as city, municipal, and county limits and the Alberta Township Survey Grid.
- Natural geographical boundaries, such as parks, rivers, creeks, and canals.
- First Nations and Métis Settlement lands, to ensure that each are contained within their own voting area to ensure the community may choose any combination of voting options.

Voting Place Selection

Following the completion of voting area boundaries, Returning Officers and Election Clerks focused on identifying advance and Election Day voting places throughout their electoral division. With the fixed election date, Returning Officers were able to secure voting places, increasing their ability to ensure that the selected voting places met the criteria established by Elections Alberta. This included the convenience for electors, barrier-free access, adequate parking and washrooms, and sufficient size and capacity for voting.

For advance voting places, locations were generally situated so that no elector should have to travel more than 100 km to the voting place. As advance voting offers the vote anywhere service, these locations were chosen based on what would serve the needs of all electors rather than just the needs of the electors in that electoral division. For example, voting options in airports and workcamps usually served electors that were not resident in that electoral division.

For Election Day, distance considerations were in place for rural electoral divisions and included:

- A voting place should be located in any municipality where 350 or more electors were registered to vote within the assigned voting area(s).
- A voting place should be located in any municipality of less than 350 electors, provided the distance to the nearest community with an established voting place is more than 30 km.
- Electors living outside of a municipality in rural areas, should not travel more than 70 km to their assigned voting place.

Distance guidelines are particularly challenging in remote areas of the province, where access to appropriate facilities for voting and ability to retain election officers in those areas is limited. In some cases, Returning Officers were not able to meet all the guidelines, on occasion, needing to prioritize location over barrier-free access, or vice versa, to meet the needs of as many electors as possible. The Alberta wildfires further disrupted the location of voting places, with several relocations moving the voting place away from the preferred location.



Voting Place Fees

The Chief Electoral Officer is responsible for prescribing the fees paid to voting places. The fees for 2023 were increased to support Returning Officers being able to access locations. In many instances, exceptions to the fees needed to be processed, as many facilities could not be accessed without paying higher rates and additional janitorial costs for post-election cleaning of facilities.

Advance Voting Places

Advance voting places are paid a day rate based on the size of the voting location. See the following table for the voting place fees approved by the Chief Electoral Officer for the 2023 Provincial General Election.

Election Day Voting Places

Election Day voting locations are paid a base fee of \$200 plus \$100 for each voting station that is assigned to the voting location.

Table 3: Advance Voting Place Fees by Size and Stations

Voting Location Size	Amount of Stations	Day Rate
Small Location	2–3 voting stations	\$400
Medium Location	4–7 voting stations	\$700
Large Location	8+ voting stations	\$1,000

Voter Engagement and Outreach

Elections Alberta developed a voter engagement and outreach plan to provide targeted election information to key audiences during the 2023 Provincial General Election. Voter engagement and outreach was an important tool for reducing voting barriers, improving accessibility, and facilitating participation in the electoral process.

For the 2023 Provincial General Election, Elections Alberta engaged in the outreach activities detailed in this section.

First Nations and Métis Settlements

As part of pre-election training in May 2022, Elections Alberta engaged pipikwan pêhtâkwan, an Indigenous-led public relations and communications agency, to provide Returning Officers and Election Clerks with specialized Indigenous awareness and outreach training.

Following pre-election training, the Chief Electoral Officer sent correspondence to all First Nation Chiefs and Métis Settlement Chairs to introduce their local Returning Officer and provide an overview of key information about the 2023 election, such as:

- options for registering to vote,
- new identification requirements and options for proving name and physical address,
- processes for vouching, using attestation forms, and the new Declaration of Address of Ordinary Residence for Elector Living on Reserve or Settlement, and
- available voting opportunities for Election Day voting, advance voting, mobile voting, and the use of special ballots.

In June 2022, Returning Officers began engaging with First Nations and Métis Settlements in their electoral divisions to facilitate appropriate voting opportunities for their communities, share election information, and recruit election workers.

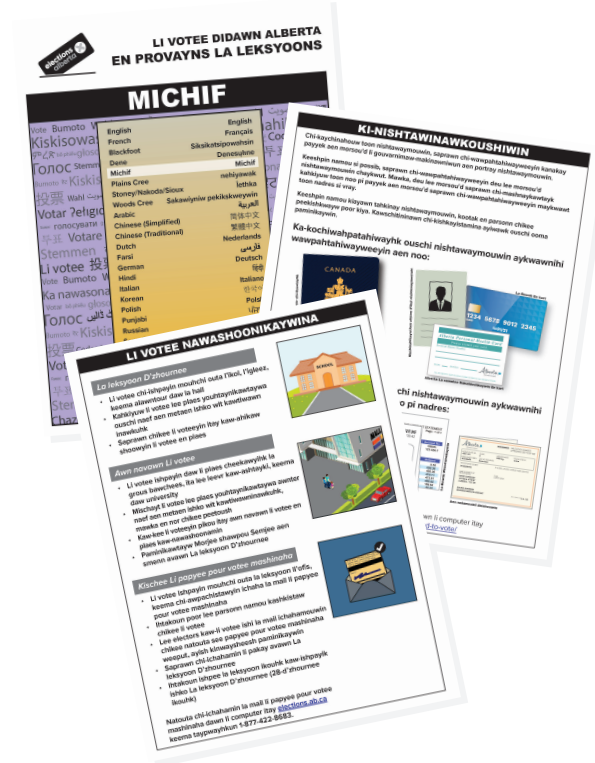
Further training was provided in collaboration with the Alberta Public Service Commission in November 2022. This training was specifically offered to Returning Officers who had First Nations communities and Métis Settlements within their electoral divisions and provided valuable information on Indigenous Cultural Protocol.

Through fall 2022 and spring 2023, Returning Officers continued their engagement with First Nations, Métis Settlements, and Friendship Centres regarding voter registration, identification requirements, available voting opportunities, and election employment.

In recognition of the unique circumstances for First Nations and Métis Settlements members to provide identification with both name and current physical address, Elections Alberta created a new declaration process for electors residing on reserve or settlement.

This process allowed electors who did not have identification with both name and current physical address to use photo identification such as a Certificate of Indian Status Card, Métis Nation of Alberta Citizenship Card or Métis Settlement Membership Card, combined with the completion of the declaration form for identification. This process was used by 248 electors.

Regardless of size or population, each First Nation and Métis Settlement, may choose to have advance voting, Election Day voting, and mobile voting, should they have an eligible facility in the community.



73%

33 of the 45 (73%) First Nations in Alberta chose to host a voting location on reserve. Voting locations operated during advance voting, on Election Day, or during both advance voting and on Election Day.

3 Interpreters

Whenever possible, members of the First Nation or Métis Settlement were hired to work at voting locations serving a First Nation or Métis Settlement. Three on-reserve voting locations were staffed with an Indigenous interpreter to provide services to electors in their language.

87%

Seven of eight (87%) Métis Settlements in Alberta hosted a voting location on Settlement during advance voting, on Election Day, or both during advance voting and on Election Day.

6 Languages

Elections Alberta's *Voting in Alberta Provincial Elections* was translated to six of the most common Indigenous languages in Alberta (Blackfoot, Dene, Michif, Plains Cree, Stoney, and Woods Cree). The guide was made available online and in print at each advance voting and Election Day voting location along with other translated material such as voting instructions and elector eligibility.

Youth

2023 Student Vote Alberta

Elections Alberta partnered with CIVIX to administer the 2023 Student Vote Alberta program. This experiential learning program brought democracy to life in schools across the province for the fifth election since 2004.

The program, offered in both English and French, allowed students in grades 4 through 12 to learn about government and the electoral process by researching parties and candidates, discussing the election with their peers and families, and playing the role of election workers to coordinate the vote.


In total, 1,383 schools registered for the program, representing 75% of all eligible schools in the province. With 178,675 students casting a ballot, many for the first time, Student Vote Alberta 2023 was the largest parallel provincial election in Alberta to date.



Table 4: Student Vote Alberta 2023 Results

Party	Seats	% of Votes
Alberta New Democratic Party	48	42.1%
United Conservative Party of Alberta	38	40.3%
Independent	1	-

Data is as reported by CIVIX.



▲ Photo Credit: Northcott Prairie School



Education Resources and Programs

Elections Alberta offers the Building Future Voters education program in both English and French, and provides teacher resources for Grades 6, 9, and 12 in alignment with the Alberta Social Studies curriculum. These resources are designed to support teaching and learning about elections, democracy, and citizenship. Each resource provides teachers with learning sequences that reinforce the fundamentals of democracy and encourages participation in the electoral process through learning and teaching activities that aim to provide students a hands-on learning experience. To supplement classroom learning, teachers can also access the Build the Vote! simulation toolkit to plan a mock vote activity within their classroom, multiple classrooms, or school-wide. The toolkit provides the descriptions of various election-related roles, necessary materials, and a detailed description of processes to complete the mock vote.

To supplement both the Student Vote and the Building Future Voters program, teachers can also request virtual or classroom presentations to bring democracy into their classrooms and explore topics related to provincial elections. These classroom presentations are designed to provide information on electoral divisions in Alberta, key actors and their roles during the electoral process, and explore how voting works through a hands-on election simulation that aligns with a real-life voting experience.

Elections Alberta is also proud to partner with the School at the Legislature program. As part of their immersive learning experience during School at the Legislatures, students are provided with a presentation by Elections Alberta staff on elections in Alberta and participate in a mock vote activity.

Teachers can access available resources at any time by requesting hard copy manuals and Build the Vote! simulation toolkit directly through Elections Alberta. Soft copies of all manuals and resources as well as additional interactive resources are available on the Building Future Voters website.

elections.ab.ca/education



buildingfuturevoters.ca



Persons with Disabilities

For the 2023 Provincial General Election, a comprehensive resource was disseminated to 20 disability service providers across the province. Information was provided on ways to vote independently, as well as voter assistance services and tools available at voting locations.

The assistance tools available at each voting location included an enlarged ballot poster, magnifier, tactile voter template, and tactile pencils. Electors were also able to bring their own assistive devices, such as the magnifying devices on their phone to allow them to vote independently. During advance voting, at least one advance voting location in each electoral division was equipped with a voter assist terminal that enabled electors to read and mark their ballot independently using high- and low-contrast views, audio instructions, touch screen, keypad, or rocker paddle. These devices were also compatible with sip-and-puff devices.

In preparation for the general election, additional resources were designed to ensure that all electors felt empowered and able to vote independently. Elections Alberta created a “How Everyone Can Vote in Alberta” video outlining that all voting locations strive to meet barrier-free access and how electors could identify on their where to vote card if their location was barrier-free, the available assistive devices at voting locations, the ability for all election officers at voting places to provide assistance if required, and the availability of voter assist terminals during advance voting.



To ensure electors were aware of the voter assist terminals and how they could help them vote independently, Elections Alberta created a video explaining what the voter assist terminal was, illustrating the voting process using the terminal, and the available features. The video also showed that ballots marked using the voter assist terminal were read and counted like all other ballots cast during advance voting using the provided tabulators to preserve secrecy of the vote. These videos were made available on the Elections Alberta website and shared on Elections Alberta social media during the election.

Information on which voting locations offered the voter assist terminal and/or barrier-free access was made available through newspaper advertisements, where to vote cards, the Elections Alberta website, and the provincial call centre. Elections Alberta also delivered three accessible voter information presentations to disability service providers during the election period, reaching more than 165 members of the disability community.



New Canadians

Elections Alberta partners with Elections Canada and Immigration, Refugees and Citizenship Canada to provide voter registration information to new Canadians throughout the election cycle.

In preparation for the general election, Elections Alberta distributed election information for new Canadians to 59 immigrant-serving organizations across Alberta in April 2023.

Information was provided on voter eligibility, voter registration, ways to vote, identification requirements, employment opportunities, and tools and services available for accessible voting.

The translated *Voting in Alberta Provincial Elections* guide was available at each Election Day and advance voting location along with other translated material such as voting instructions and elector eligibility. Returning Officers also distributed copies directly to ethnocultural associations and community leaders within their electoral divisions.

During the election, Elections Alberta also delivered in-person presentations to share voting information to English language learners and minority community groups.

A copy of the *Voting in Alberta Provincial Elections* guide in all 27 available languages was included in the information packages.



Canadian Armed Forces

With assistance from the Judge Advocate General's Office, specifically the Canadian Armed Forces Service Estates and Election Manager, election information was provided to both Canadian Armed Forces members and their families through a military messaging system.

Canadian Armed Forces members received two targeted communications regarding the 2023 Provincial General Election. Information was sent in March 2023 regarding the process to register to vote and apply for a special ballot.

This correspondence aligned with the opening of the special ballot application on March 1, 2023.

On May 1, after the Writs of Election were issued, information was provided regarding voting days, ways to vote, and identification requirements.

Members could also contact Elections Alberta through the provincial call centre to receive one-on-one assistance with specific needs, as required. The most common question that required support was military addressing and sharing options to meet the identification requirement to vote.

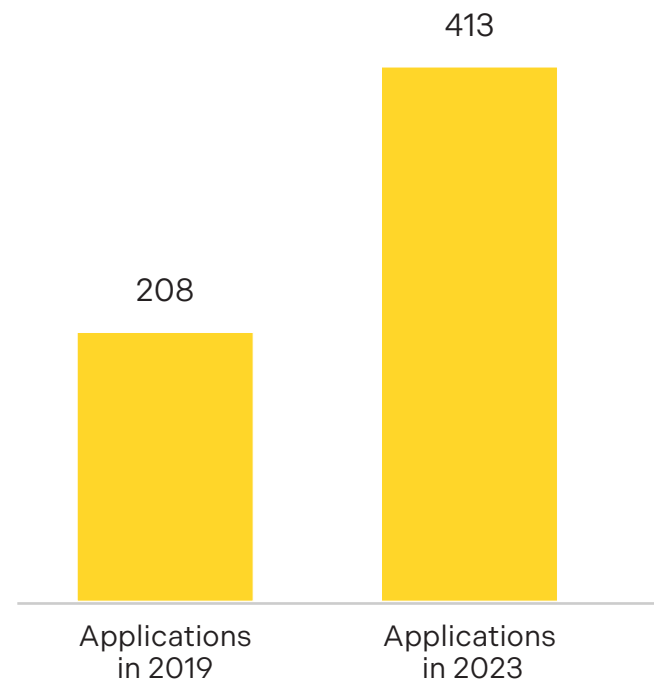
Incarcerated Electors

In March 2023, Elections Alberta provided a bilingual resource package to provincial correctional facilities in Alberta and Correctional Services of Canada, who shared it with all federal facilities across the country. These resource packages provided Election Liaison Officers in each facility with detailed information on how to assist eligible inmates to vote by special ballot in the 2023 Provincial General Election. All elector information materials were written for low literacy, improving general understanding, and reducing participation barriers.

Furthermore, Election Liaison Officers were provided with a centralized contact at Elections Alberta. This resource assisted throughout the special ballot process, making it easier, faster, and more convenient to submit an application, receive the special ballot package, and send the special ballot back in time to be counted on election night.

The number of special ballot applications from incarcerated electors nearly doubled from 208 in the 2019 Provincial General Election to 413 in the 2023 Provincial General Election.

Figure 1: Number of Special Ballot Applications from Incarcerated Electors, 2019 to 2023



Incarcerated electors who were residents of Alberta before their incarceration are eligible to vote in a provincial election, even if they are incarcerated outside of Alberta. An incarcerated elector may select their place of ordinary residence from one of the following options:

- their residence before being incarcerated,
- the residence of their spouse, partner, relative, dependent, or other person with whom they would live if they were not incarcerated,
- the place of their arrest, or
- the last court where they were convicted and sentenced.

Public Libraries

Elections Alberta distributed election resource packages directly to 293 public libraries across Alberta. In addition to an information sheet for library staff to refer to when helping patrons seeking election information, these packages included the *Voting in Alberta Provincial Elections* guide in all 27 available languages, copies of the *Be Ready to Vote* voter registration brochure, and posters with identification requirements and information about applying to work as an election officer. Many libraries used these materials to set up election information stations in their libraries.



▲ Photo Credit: Calgary Public Library

Post-Secondary Institutions

Returning Officers contacted post-secondary institutions and student associations prior to the election to determine their interest in hosting a voting location. In total, 16 voting locations were established on post-secondary campuses during advance voting and on Election Day, providing students, staff, and other community members convenient access to voting.

Elections Alberta also distributed election information to housing and student services offices and student associations at each post-secondary institution. This electronic resource package included information about ordinary residency rules for students, identification requirements including the available *Attestation for Students Living in Residence*, accessible voting, ways to vote, and working as an election officer.

Hutterite Colonies

Elections Alberta disseminated voter information packages to 204 Hutterite Colonies in April 2023. Each package provided Colony Managers with election information related to the new identification requirements, including vouching and how they may use attestation forms to prove the identity and address of colony members. The letter included a comprehensive list of authorized identification, and the *Attestation of Identity and Ordinary Residence for Elector Living on Colony* which members could use to prove name and current address, provided it was signed by an authorized representative of the Hutterite Colony.

Work Camps

Several electoral divisions have industry work camps within their boundaries where thousands of Albertans attend for work for long periods of time. During pre-election engagement, Returning Officers in these electoral divisions engaged with industry partners to determine if an advance voting place could be placed in the camp for workers. Through this engagement, clarification was also sought on whether voting locations could be accessed by neighbouring work camps to create efficiencies in staffing these locations. Advance voting was held in seven work camps. The vote anywhere service enabled workers temporarily residing or working in the camps to vote for candidates in their electoral division despite being away from home.

Returning Officers had to plan for logistical challenges including controlled roads, controlled access into the camps, and shift changes. Returning Officers worked collaboratively with industry partners to help communicate with their workers the available voting opportunities, arrange for transportation, clarify the voting procedure, and provide guidance on the legislation regarding time off for voting.

Continuing Care Facilities and Hospitals

In 2022, Returning Officers began engaging with supportive living facilities, long-term care facilities, and hospitals to provide voting information, alternative voting methods, and accessibility options for residents with limited or no mobility, or those receiving care within a hospital or treatment facility. During this initial engagement, the *Guide for Mobile Voting: Supportive Living, Long-Term Care, and Hospitals* was distributed to facilities which helped to provide information on the mobile voting process and allow facilities to decide whether mobile voting was an option that could be offered within their facility. Returning Officers were able to identify facilities to conduct mobile voting during this pre-election preparation period, which allowed for greater notice to residents during the election period of voting options. Overall, Returning Officers contacted 955 facilities throughout Alberta.

In spring 2023, Returning Officers conducted follow-up engagements with identified residences and facility administrators to confirm mobile voting arrangements. These engagements included arranging the date, time, and location for residents or patients, and pre-registering electors in supportive living and long-term care facilities which helped make the voting process easier, faster, and more convenient.



In total, 554 supportive living and long-term care facilities and 102 hospitals / treatment centres hosted mobile voting on site.

Emergency Shelters and Community Support Centres

Returning Officers also engaged with emergency shelters and community support centre operators within their electoral divisions to provide information on voting opportunities and alternative voting options, including secure special ballots to protect the personal safety of their clients. During this initial engagement, Returning Officers distributed the *Guide for Mobile Voting: Shelters and Community Support Centres* and were able to identify emergency shelters and community support centres to conduct mobile voting, allowing for greater preparation and notice to individuals receiving support from these facilities.



In spring 2023, Returning Officers conducted follow-up engagement with identified shelters and community support centres to confirm mobile voting arrangements and distribute attestation forms for individuals receiving services from a shelter or community support centre.

13 shelters and 22 community support centres facilitated mobile voting for the general election.



Multi-Unit Dwellings

Elections Alberta worked closely with condominium associations, rental agencies, and boards across Alberta regarding the right of access for campaigning during an election. Parent companies and their local property managers were provided with information to ensure compliance with legislation, while equally working to inform political campaigns, law enforcement bodies, and other support groups of the regulated requirements.

Elections Alberta also worked on a case-by-case basis with property owners, managers, and tenants who had concerns about building safety and security or election signage. When significant challenges occurred, Elections Alberta assisted candidates by providing information to property managers and arranging access for candidates or their campaign workers.

Law Enforcement

In April 2023, correspondence was sent to 118 RCMP detachments, 10 local police agencies, and RCMP K-Division to share important information regarding the 2023 Provincial General Election. Elections Alberta provided information on voting dates and locations, multi-unit dwelling rights of access, and clarification on the complaint process related to election signage placement and violations of the *Election Act*.

Throughout the election period, Elections Alberta was in contact with law enforcement partners to proactively share information and establish direct contacts if, and when, needed.



The *Election Act* (s. 133, 133.1) provides for right of access to multi-unit dwellings for:

- Candidates selected for endorsement by their party, along with one campaign worker, from the time of their endorsement until the start of the campaign period, and
- Nominated candidates and their campaign workers from the acceptance of their Nomination Papers until Election Day.

Establishment of Returning Offices

Returning offices were established for each of the 87 electoral divisions and the satellite offices in six electoral divisions, starting April 1, 2023.




Elections Alberta shipped 540 containers to 93 offices across the province, which comprised over 350,000 pounds or 1.1 million individual supplies, equipment, and materials.



All materials necessary for the conduct of the election were ordered and prepared centrally by Elections Alberta, a process that started 18 months in advance with the ordering of ballot paper, ballot boxes, and envelopes. Supply shortages following the COVID-19 pandemic required some supplies to be ordered much earlier than in previous elections.

The fixed election date gave Returning Officers greater certainty when completing pre-election work, including locating appropriate space and working with property management companies to finalize lease requirements. Although nomination papers could not be filed with the Returning Officer until the Writ of Election had been issued, Returning Officers were available by appointment throughout April to assist with questions from potential candidates.

Returning Officers used the time prior to the issuance of the Writs of Election to prepare their offices by receiving and setting up furniture, unpacking shipments, and ensuring telephone and internet connectivity. Offices also began hiring election officers, completing the necessary plans for training sessions, and preparing the election materials necessary for each voting station to enable election officers to provide support to electors and conduct the vote.



Assembly of shipments for returning offices began in October 2022 and were staged for delivery in March 2023. Deliveries to returning offices took place between March 30 and April 7, 2023.

Satellite Offices

Elections Alberta established satellite offices in six electoral divisions to supplement the services provided at the main returning office. Satellite offices were considered in geographically large electoral divisions to increase the availability of electoral services for electors and candidates. The electoral divisions that established satellite offices are recorded in the table below.



Table 5: 2023 Provincial General Election Satellite Offices

Electoral Division	Location of Returning Office	Location of Satellite Office
54 - Cardston-Siksika	Vulcan, AB	Cardston, AB
55 - Central Peace-Notley	Valleyview, AB	Fairview, AB
59 - Drumheller-Stettler	Hanna, AB	Provost, AB
60 - Fort McMurray-Lac La Biche	Fort McMurray, AB	Lac La Biche, AB
77 - Peace River	Peace River, AB	La Crete, AB
80 - Rimbey-Rocky Mountain House-Sundre	Rocky Mountain House, AB	Sundre, AB

The activities facilitated in these offices included:

- revisions to the List of Electors;
- special ballot services;
- acceptance of candidate nominations;
- election officer training; and
- the preparation, distribution, and collection of election supplies.

To accommodate election officer training, the satellite offices were open to the public for reduced hours compared to the main office. During the election period, satellite offices were open 10:00am to 6:00pm on Tuesdays and Thursdays, and 10:00am to 2:00pm on Saturdays. Like the main office, the satellite office was open extended hours during all voting days: 10:00am to 8:00pm during advance voting and on Election Day. If necessary, electors and candidates could also contact the office to set up an appointment outside of the regular hours.

Election Officer Recruitment and Training

Staffing Model

A new staffing model was deployed for Election Day voting places in the 2023 Provincial General Election. This change streamlined the voting process by creating a more orderly and logical flow of electors through voting places.

All voting locations, regardless of size, were staffed with one or more Site Supervisors who were responsible for supervising all election staff and activities occurring in the voting place. All voting places also had one or more election officers responsible for greeting and directing electors when they arrived at the voting place.

Voting stations were staffed with a single Voting Officer equipped with a paper voting record, who served registered electors for their assigned voting area(s). Electors not registered on the List of Electors were served at a registration station staffed by two election officers – a Registration Officer and a Record Clerk. These registration teams were responsible for registering electors and issuing a ballot. This enhanced registration station streamlined the voting process and created efficiencies for unregistered electors by eliminating the need for the elector to first be registered and then attend to another station to receive their ballot.



After receiving a ballot, electors could attend any available voting booth to mark their ballot in secret. After marking their ballot, electors proceeded to the ballot box station, where they deposited their ballot into the ballot box, or, if requested, were assisted by the Ballot Box Clerk to deposit their ballot in the ballot box for the voting place. Each voting place had a single ballot box for the entirety of the location.

The new staffing model was used in all voting locations with two or more voting stations. Voting locations with a single voting station had a team consisting of a Voting Officer and a Record Clerk who provided services to both registered and unregistered electors. The support at these locations was also enhanced by the addition of a dedicated Site Supervisor to provide supervision, manage flow, respond to elector questions, and support the election officers.



The new model reduced confusion about the voting process by providing for a one-directional flow of electors through the voting place. The model also created efficiencies at both the registration and voting stations, saving electors time and mitigating long lineups.

Election Officer Recruitment

Returning Officers are responsible for the recruitment and training of front-line election workers who serve electors at advance, mobile, and Election Day voting places. In addition to the province-wide recruitment campaign conducted by Elections Alberta, Returning Officers advertised election officer positions within their electoral divisions by posting or sharing recruitment notices on community job boards or social media pages, engaging with community groups, and contacting previous election workers.

The minimum age for all election officer positions, except Site Supervisor, is sixteen. In school divisions where Election Day was designated as a non-instructional day, Returning Officers also engaged with local high schools to recruit students as election workers.

Elections Alberta is committed to using fair and accountable hiring practices. The following principles guide the recruitment and selection of election officers by Returning Officers:

Non-discriminatory: The process must be free from discrimination, meaning it must not have the effect of treating a person adversely in comparison with other applicants because of their age, race, gender, religion, disability, or any of the other grounds listed in the *Alberta Human Rights Act*.

Merit-based: Staff must be selected on the basis of merit. All applicants are assessed on the basis of their experience, skills, and abilities. This may include experience from past elections.

Place-based: Qualified applicants from a given electoral division will be given preference for vacant positions within that electoral division over applicants from outside the electoral division.

Non-partisan: Applicants must not be affiliated with, or be perceived as affiliated with, any partisan organization or individual, if that affiliation compromises their ability to be, or be seen as, non-partisan in their community. Successful applicants must refrain from any partisan activity during their employment term.

Transparent: Hiring principles and job opportunities will be shared publicly. Applicants will be informed in advance of job requirements, the desired competencies for the role, the applicable rate of pay, the duties of the job, the working conditions of the job, and the work term.

Open: Job postings and calls for expressions of interest for vacant positions across the province are posted on the Elections Alberta website and in other media as appropriate prior to electoral events.

Ethical: There must not be, or seem to be, any conflict between the private interests of employees and their duty to the public. Applicants are required to disclose to their Returning Officer any situation involving them which is a conflict or an apparent conflict of interest.

Compliant: *Election Act* limitations on eligibility and partisan activity for certain positions guide recruitment and hiring.

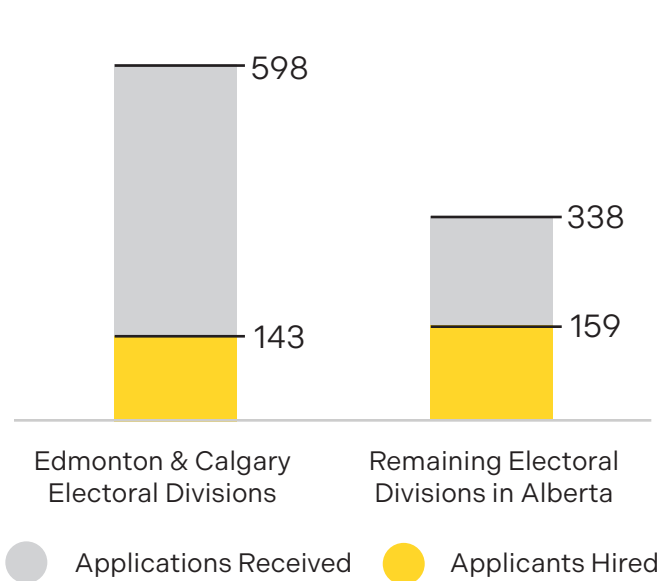


The online application for election officer positions opened on April 1, 2023. In total, Elections Alberta received 41,855 applications and 13,095 Albertans were hired to fill 16,195 election officer positions at advance, mobile, and Election Day voting places.

The total number of applications received in each electoral division ranged from 166 to 1,154, with an average of 598 in Calgary and Edmonton and 338 in the rest of the province.

The number of election workers hired in each electoral division ranged from 95 to 229, with an average of 143 in Calgary and Edmonton electoral divisions and 159 in the rest of the province.

Figure 2: Average Number of Applications Received versus Number of Election Workers Hired

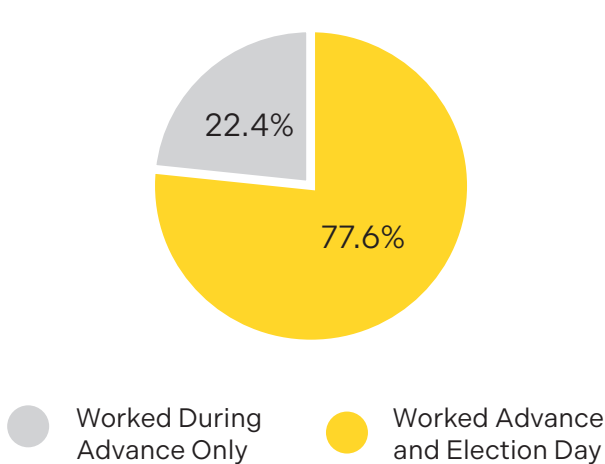


Spares and Working Multiple Roles

A further 685 individuals were recruited and trained as spares, which was a standby role to fill in any vacancies that arose.

A greater number of election officers were able to fill more than one position than in past elections, as staff hired to work advance voting were not required to perform the count on election night due to the use of tabulators. Of the 2,644 election workers that worked during advance voting, 2,052 (77.6%) also worked on Election Day.

Figure 3: Advance Voting Election Officers Who Worked on Election Day



Recruitment Challenges

With fewer applications, electoral divisions outside of large urban areas were more likely to face challenges with recruiting and hiring election officers.

Hiring and recruiting was further impacted in rural electoral divisions given the large geographical areas they cover. With a larger geography, these Returning Officers generally have more voting places established to align with where the population is residing, and this subsequently impacts the number of election workers required to be hired.

In the 2023 Provincial General Election, there were on average two to three advance voting locations in electoral divisions in Edmonton and Calgary, compared to an average of five advance voting locations in all other electoral divisions. Further, there was an average of 11 Election Day locations in electoral divisions in Edmonton and Calgary, compared to an average of 17 Election Day locations in all other electoral divisions.

The 13,095 election officers hired represents a 34% decrease from the 2019 Provincial General Election, where 19,831 Albertans served as election officers.



There were five electoral divisions that hired more than 70% of their total applicants, compared to an average of 26% of total applicants being hired in Edmonton and Calgary. These five electoral divisions are noted in the table below.

Table 6: Electoral Divisions That Hired More Than 70% of their Total Applicants

Electoral Division	% Hired
70 – Lesser Slave Lake	86%
86 – Vermilion-Lloydminster-Wainwright	86%
55 – Central Peace-Notley	82%
59 – Drumheller-Stettler	72%
77 – Peace River	72%

Reduction in Total Election Officers

The reduction in the total number of election officers between the 2019 and 2023 Provincial General Election can be attributed to three main factors:

1. The new Election Day staffing model, which reduced the number of staff assigned to each voting station.
2. The overall reduction to the number of voting areas, which reduced the number of voting stations, especially in urban electoral divisions.
3. The expansion of mobile voting to the advance voting period and the use of tabulators to count advance voting ballots provided Returning Officers with the flexibility to appoint individuals as election officers for multiple voting types for the first time.

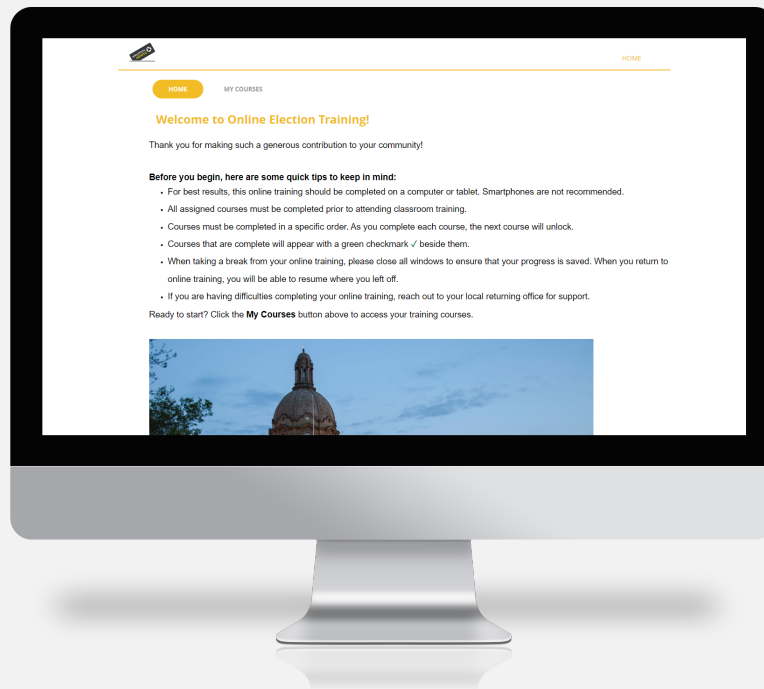
Election Training

New for the 2023 Provincial General Election, election officers were cross-trained for all roles at their assigned voting opportunity.



Only Site Supervisors completed additional role-specific training. Cross-training provided greater flexibility to Returning Officers when assigning staff to voting places, as well as to Site Supervisors to reassign staff to cover breaks and fill vacancies as necessary during voting days while maintaining services to electors. Election officers completed both online and classroom training to prepare for their roles.





Online Training

Online training introduced election officers to all roles in the voting place and provided them with the fundamental knowledge and skills they would need to be successful in their classroom training. To meet a variety of learning styles, these courses used a mixture of text, image, video, and interactive elements. Online training was designed to be completed prior to in-person classroom training.



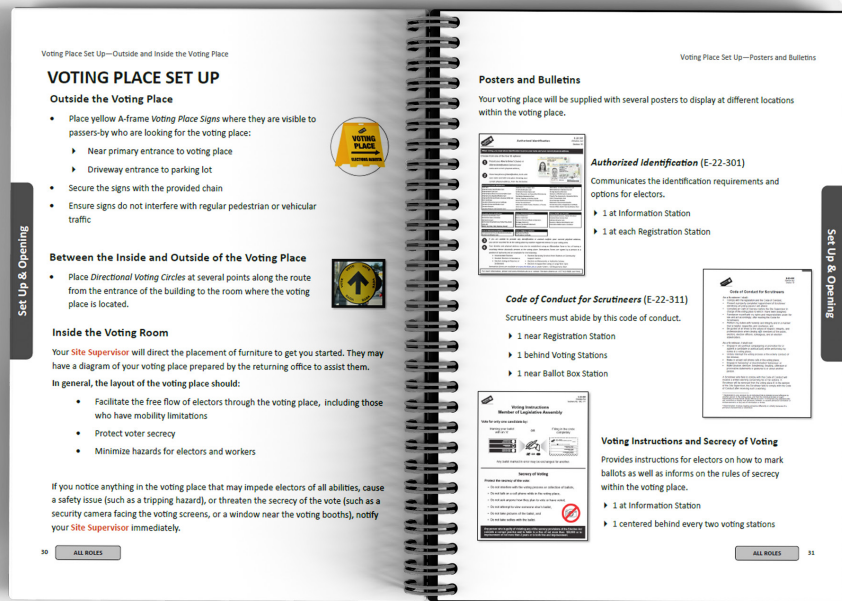
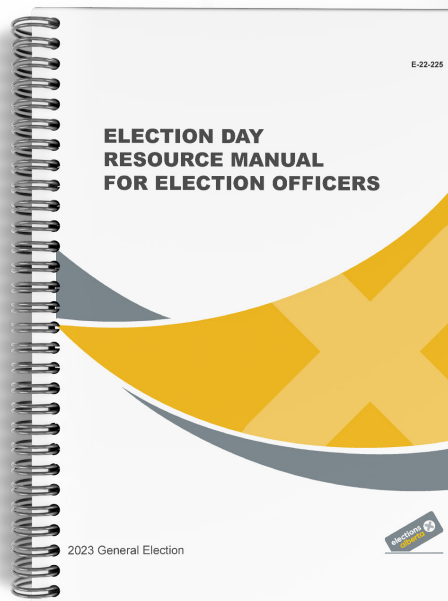
1,770 training sessions were delivered across the province between May 2 and May 28, 2023

Classroom Training

Election officers attended a single classroom session for each of the voting opportunities they were assigned to work. Site Supervisors also attended an additional classroom session focused on their additional roles and responsibilities in the voting place. Classroom training used a combination of lecture and hands-on activities to provide workers with time to practice the processes and procedures they would be using to serve electors in the voting place.

Each electoral division had one or more Trainers responsible for delivering the classroom training sessions. Training was held in the returning office or, in rural electoral divisions, was delivered in locations more convenient to where workers were located.

Elections Alberta designed all training materials used in classroom sessions. Trainers and other returning office staff were provided with substantial in-person training and a comprehensive package of materials to assist in the delivery of training.



Resource Materials

To facilitate cross-training of election workers and effectively support election officers during their work at the voting place, election officer resource manuals were redesigned for the 2023 Provincial General Election. Each election officer received the manual for their assigned voting opportunity at the start of their classroom training session and retained this manual for reference and support during their workday(s).

Resource manuals contained instructions for setting up the voting place, detailed procedures to serve electors at each station in a variety of situations, and instructions for closing the voting place and conducting the unofficial count.

Site Supervisors also received a supplementary manual at their additional classroom training session that contained the instructions for the additional processes and procedures relevant to their role, as well as guidance to effectively manage their voting place and the election officers they were responsible for supporting and overseeing.

To further support election officers in the voting place, quick reference placemats were provided for the voting and counting process. These placemats also included QR codes that took election officers to online videos that walked through the steps of processes such as setting up the voting station, setting up and sealing a ballot box, completing close of voting tasks, and completing the count.

Election Officer Fees

Election officers are paid fees for the completion of training and for each voting day. Voting day fees are based on a 14 hour workday. Fees for each day were maintained at the rates established in 2019, while training fees were increased for advance voting staff and Site Supervisors to compensate for additional training time.

The following table outlines the fees authorized by the Chief Electoral Officer for the 2023 Provincial General Election.

Table 7: Election Officer Fees

Position	Voting Day Fee	Training Fee
Advance Voting Election Officer	\$255	\$90
Advance Voting Site Supervisor	\$350	\$180
Mobile Voting Election Officer	\$255	\$75
Election Day Election Officer	\$255	\$75
Election Day Site Supervisor	\$350	\$150

3

Voter Registration

Voter Registration Key Dates

Voter registration is the first step in the voting process. It can be completed in advance of an election or at a voting place before the elector receives their ballot.



This section of the report outlines the register to vote activities undertaken by Elections Alberta and the Returning Officers between March 27 and May 29, 2023. It includes the Post Election Day List of Electors statistics, a demographic analysis of the Post Election Day List of Electors, and the number of electors who voted in the 2023 Provincial General Election.

The following timeline outlines the key dates and activities that took place for the voter registration process for the 2023 Provincial General Election.

- May 2019 – March 2023**
General registration open
- March 27 – April 30, 2023**
Enumeration period
- May 1 – 20, 2023**
Revision period
- May 23 – 29, 2023**
Registration at voting places
- May 30, 2023 onwards**
General registration open

Voter Registration

There are five time periods in which an elector may register or update their information:

Registered During a Previous Election

Alberta maintains a permanent Register of Electors so that electors, once registered, do not need to register again to vote, unless they have moved or changed their name. New electors that complete a Declaration of Elector are entered into the permanent register following each election. Any elector may choose to vote and request not to be placed into the permanent register.

Register or Update Information Anytime Between Election Events

Electors can register or update their information online, at anytime, through Voterlink (voterlink.ab.ca), Elections Alberta's secure registration system, or by contacting Elections Alberta. Elections Alberta also performs regular maintenance on the Register of Electors using data from public bodies identified by the Chief Electoral Officer, including Service Alberta, Alberta Health, and Alberta Education. Elections Alberta removes deceased electors, updates information for electors who have moved or changed their name, and adds newly registered electors into the permanent register.

Register During an Enumeration

During an enumeration period, Elections Alberta encourages eligible electors to register or update their information to prepare the List of Electors for an election. For 2023, the enumeration period ran from March 27 to April 30 and included a mail-out to all households and advertising to encourage registration. Electors who were registered during the enumeration period, or already registered, received personalized where to vote cards during the election period with information on their assigned voting place.

Register During Revision Period

Revision period commences when the Writs of Election are issued and runs until the Saturday before advance voting commences. This provides electors with a final opportunity to update their information or pre-register to vote. Electors who register during revision period, or were already registered, are included in the List of Electors that are used at all voting places.

Register at a Voting Place

Electors who are not registered to vote, or are not registered at their current address, may register to vote at the voting place. When registering at a voting place, the elector must complete the Declaration of Elector. The election officer determines the elector's electoral division and voting area to ensure that the elector receives the ballot for their electoral division. The elector is then added to the appropriate voting record. Electors who register at a voting place are included in the Post Election Day List of Electors.

Provincial Enumeration

Having a fixed election date allowed for a provincial enumeration to be completed just prior to the election period when electors would be most interested in registering to vote and preparing for the upcoming election. During the enumeration period from March 27–April 30, the Be Ready to Vote campaign included information on registering to vote, options for receiving where to vote cards by mail or by email, an overview of voting options and key dates, identification options when voting, and information on accessible voting.

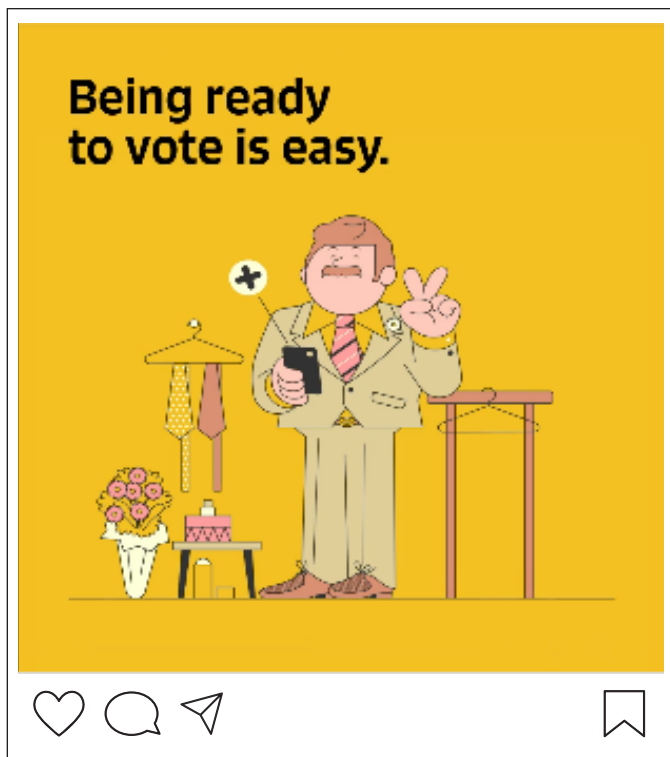
Historically, provincial enumerations have required enumerators to complete enumeration activities door-to-door, but amendments made to the *Election Act* in March 2022 allowed for enumerations to be conducted using alternate methodologies. The 2023 enumeration was primarily mail-based, with electors receiving information by mail, with options to register to vote online or via the provincial call centre. The mail-outs were supplemented with provincial advertising on social media and radio, and alternate options for First Nations, Métis Settlements, and supportive living facilities.



Public Information and Communications

Be Ready to Vote Campaign

Elections Alberta's communication materials for the Be Ready to Vote campaign were designed to meet two primary goals:



The first overarching goal was to encourage electors to register to vote or update their information, where necessary. The Register of Electors generally contains current information for 80% of eligible electors, so electors who were already correctly registered at the correct address did not need to take any action.



The second goal was to notify electors of the new requirement for all electors to show identification to prove their name and physical address when voting. While this change impacted all electors, electors with mailing addresses (e.g., PO Box 123) on their identification would be significantly impacted if they were not registered with both their mailing and physical address.

Two different enumeration packages were used to address the different needs of these electors.

1. Residential Addressed Mail:

All residential addresses in Alberta were mailed a personalized enumeration record and Be Ready to Vote brochure. For addresses with electors registered, the letter listed the names of the registered electors. Electors were encouraged to make updates online or via the provincial call centre if names needed to be updated, added, or deleted. For addresses with no electors registered, the letter identified that no electors were registered and encouraged electors to register eligible electors online or via the provincial call centre. Addresses receiving this mail out were provided with a PIN that could be used in conjunction with their house/access number to access the record online, so one person could update the information for the household.



The mail-out of the 1,713,287 household enumeration letters was staggered between March 27 and April 6 to spread out the volume of calls for the provincial call centre. Mailings for rural electoral divisions were sent first to ensure that remote areas received their information during the enumeration period.

2. PO Box / Rural Route / General Delivery Mail:

To ensure all households that receive their mail via a postal box were informed of the importance of registering with both their physical and mailing address, a mailing address-focused Be Ready to Vote brochure was provided for every PO Box, rural route, and general delivery address in the province using Canada Post's neighbourhood mail program.

Electors receiving this mailing could register to vote online using their Alberta driver's licence or identification card or by contacting the provincial call centre. Elections Alberta distributed 206,901 brochures to these mailing addresses the week of April 3, 2023.

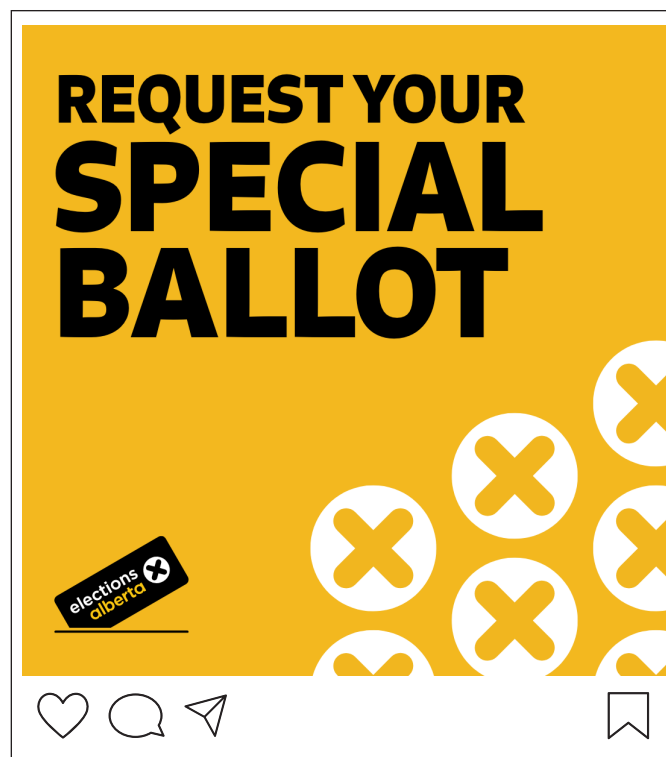
Returning offices were also supplied with the Be Ready to Vote brochure to allow for further distribution during their outreach and engagement activities.



Options for Indigenous Communities and Supportive Living Facilities

In addition to receiving enumeration packages in the mail, Returning Officers contacted First Nations, Métis Settlements, and supportive living facilities to provide an alternate option to simplify the registration process by allowing for lists of electors to be provided to the returning office.

Information on the process, timelines, information required, and protection of information was shared with First Nations, Métis Settlements, and supportive living facilities interested in this option and the returning office facilitated the receipt of the information and registration of electors during the enumeration period.



Radio and Social Media Advertising

Radio and social media advertising was also conducted throughout the enumeration period, with messages encouraging registering to vote and notifying electors regarding identification requirements.

Radio advertisements ran between March 27 and April 15 across Alberta's urban, rural, Indigenous, and ethnocultural stations. Advertisements were translated into Cantonese, Filipino, French, Hindi, Mandarin, Punjabi, Spanish, Urdu, and Vietnamese.

A total of 17,800,000 radio impressions were logged across all stations for the Be Ready to Vote campaign.



Social media advertisements ran between March 28 and April 30 on Twitter, Facebook, Instagram, and TikTok. Search ads were also placed with Google and Bing Search, as well as Google Display Ads. The Register to Vote ads focused on the ease of registering to vote, while highlighting specific scenarios where someone may need to register or update their registration such as moving to a new address.

Advertisements were also run to highlight changes around identification rules for voters, the importance of registering with both a mailing and physical address for electors with mailing addresses on their identification, and the ability to apply early for special ballots for electors not able to vote in advance or on Election Day. Combined, the campaign delivered 25.1 million impressions with over 150,000 link clicks to access Elections Alberta's website.

Website

The Elections Alberta website was heavily leveraged during the Be Ready to Vote campaign, to both provide more information about the upcoming election and allow electors to self-register to vote. Information about the new identification requirements, accessible voting, and how to vote were available in both text and video format throughout the site.

Voterlink, Elections Alberta’s secure registration system, was upgraded to provide options for updating either a household or individual elector’s record. Step-by-step instructions were also developed for electors using Voterlink to register or update their information.

Over the enumeration period, the Elections Alberta website received over 750,000 pageviews with an additional 626,055 pageviews on the Voterlink online registration site.

Provincial Call Centre

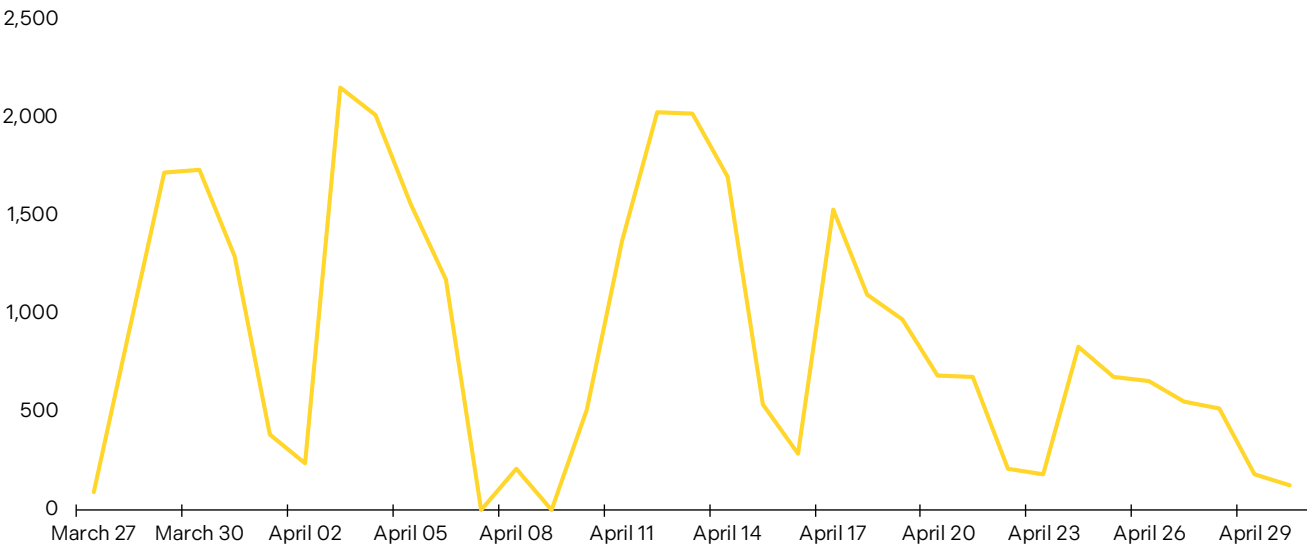
The provincial call centre opened on March 27 with a capacity for 40 agents and three supervisors. The call centre was open weekdays from 8:15am to 8:00pm and weekends from 10:00am to 4:00pm. Provincial call centre operators were able to add, delete, or update elector information in the List of Electors.

Provincial call centre operators provided electors with information about registering to vote, identification required to vote, voting by special ballot, in-person voting options, accessibility options at voting places, and key dates.

A total of 30,914 calls were received during the enumeration period. Call volumes fluctuated with the mailings, with the highest call volumes received in the weeks where Canada Post was delivering the mail-out.

Figure 4 highlights the volume of calls received by the provincial call centre from March 27 to April 30, 2023.

Figure 4: Call Centre Volumes by Date



Results

A total of 324,507 elector records were updated, added, or deleted across 245,795 households.

Comparing the results of a mail-based enumeration to traditional door-to-door enumeration activities is challenging, as households that are accurately reflected in the Register of Electors are not required to take any action. Rather, the results of a mail-based enumeration reflect the number of households or electors who contacted Elections Alberta to add, update, or delete information from the Register of Electors.

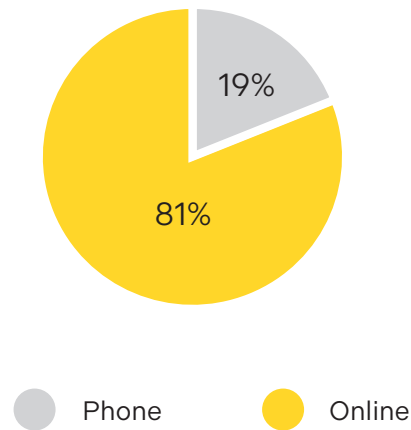
See table 8 for a summary of the household and elector changes for Calgary, Edmonton, and the rest of Alberta and Appendix B for enumeration results by electoral division.

Table 8: Number of Households and Electors Updated during Enumeration Period

	Total Households with Elector Changes	Elector Changes			Total Households	% Households with Changes
		Additions	Deletions	Updates		
Calgary	81,423	37,478	36,555	33,170	629,060	12.9%
Edmonton	66,688	32,083	28,510	26,589	518,366	12.9%
Rest of Alberta	97,684	40,917	39,530	49,675	1,190,713	8.2%
Total	245,795	110,478	104,595	109,434	2,338,139	10.5%

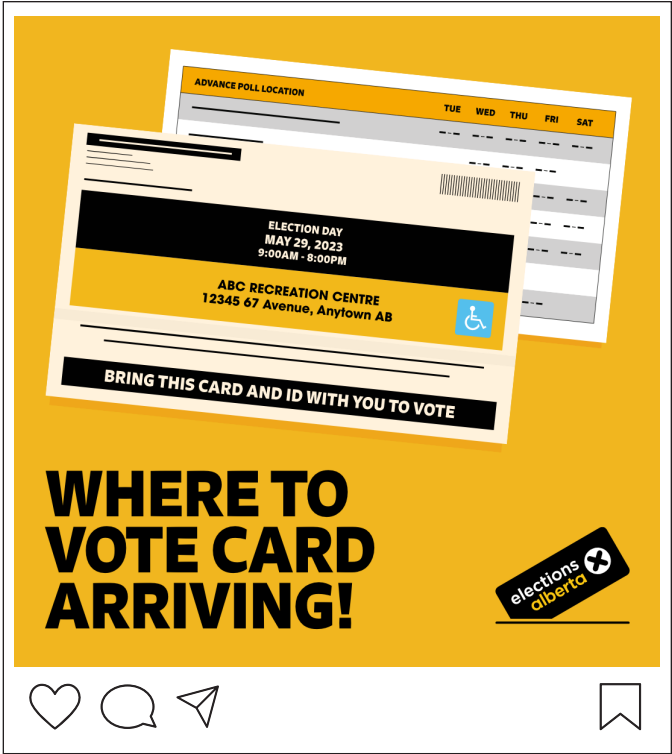
Over 80% of electors making changes to their record used Voterlink, with the remaining updating their information or registering through the provincial call centre. This percentage was similar across all electoral divisions, with slightly higher percentages of enumerations by phone for rural electoral divisions. Refer to Appendix B for details by electoral division.

Figure 5: Registration Method during Enumeration



During the registration process electors were asked if they wanted to receive their where to vote cards by mail or email. Electors who chose email were asked to provide an email address. Email addresses are only used for this purpose and are not shared with political parties or candidates.

Over 53,000 electors signed up to receive their where to vote card by email. Appendix B provides the number of electors who opted in by electoral division.



Revision Period

Revision period begins on the day the Writs of Election are issued and ends on the Saturday prior to advance voting at 2:00pm. For the 2023 Provincial General Election, this period was May 1 through May 20. Online registration was closed prior to the end of the revision period, on May 16, to allow time to process the changes and include the registrations in the voting record.

During the revision period, 70,600 electors had their information added, updated, or deleted, with the following breakdown:

Revisions to the List of Electors can occur through online registration, over the phone through the provincial call centre, or in person at the returning office.



40,674

through online registration

24,192

through the
provincial call centre

5,734

through the local
returning office

Throughout the revision period, the provincial call centre also processed 7,562 additional requests for where to vote cards to be sent to electors by email. These were available to all electors but were most useful for electors who registered to vote after the cards were mailed or for electors who did not receive their card.

In total, 61,440 where to vote cards were sent to Albertans by email.

Registration at Voting Places

Once the revision period closed at 2:00pm on Saturday, May 20, the final elector updates were processed to prepare the voting records. Electors who were listed in the voting records at their correct address did not need to register again, which simplifies the voting process for those electors.

Additionally, electors who registered with both a physical and mailing address would be able to use their identification with only their mailing address as proof of address.

Electors who were not registered or had not updated their information after the close of the revision period were required to complete their registration at their voting location prior to being issued their ballot. This required completion of a declaration form and proving name and physical address through identification, a voucher, or an attestation.

The table below outlines the distribution of registrations between advance voting and Election Day. Appendix C provides the distribution of registrations between advance voting and Election Day by electoral division.

In the 2023 Provincial General Election, 248,688 electors registered to vote at their advance or Election Day voting location, representing 14% of voters. While this was 5.4% higher than the percentage registered in the 2019 Provincial General Election, the total number of electors requiring registration was similar, with 257,178 registered in 2019.



Table 9: Electors Registered at a Voting Place

	Registered During Advance Voting	Registered on Election Day	Total Registered
Calgary	31,796	43,794	75,590
Edmonton	20,612	28,272	48,884
Rest of Alberta	49,965	74,249	124,214
Total	102,373	146,315	248,688

Post Election Day List of Electors

Following the close of voting, returning offices package all election supplies and materials including declaration forms to return to Elections Alberta. From here, Elections Alberta reviews all voting records, declarations, and oaths to update the Register of Electors.

The Post Election Day List of Electors information is used to calculate official voter turnout, and set thresholds for collecting signatures for a recall petition, citizen initiative petition, and to register a new political party.

See Appendix D for a breakdown of the number of registered electors by electoral division.

20 data entry staff worked from September 2023 to March 2024 processing updates and changes. The Post Election Day List of Electors is compiled following these updates and represents a snapshot of voters as of March 26, 2024.



2,939,762

Electors on the Post Election Day List of Electors as of March 26, 2024.

60.5%

Voter Turnout as a Percentage of Registered Voters on the Post Election Day List of Electors.



Demographics of the Post Election Day List of Electors

Following the finalization of the Post Election Day List of Electors, statistics relating to the demographics of the List were compiled. These included information on age, gender, and a comparison to census information available from the Office of Statistics and Information, Alberta Treasury Board, and Finance.



Age Statistics

The age range with the highest representation in the Post Election Day List of Electors is 65+, followed by 35-44. The 18-24 age range is the lowest at 8.9%. Refer to figure 6 and table 10 for the number and percentage of electors in each age range.

Figure 6: Registered Electors by Age

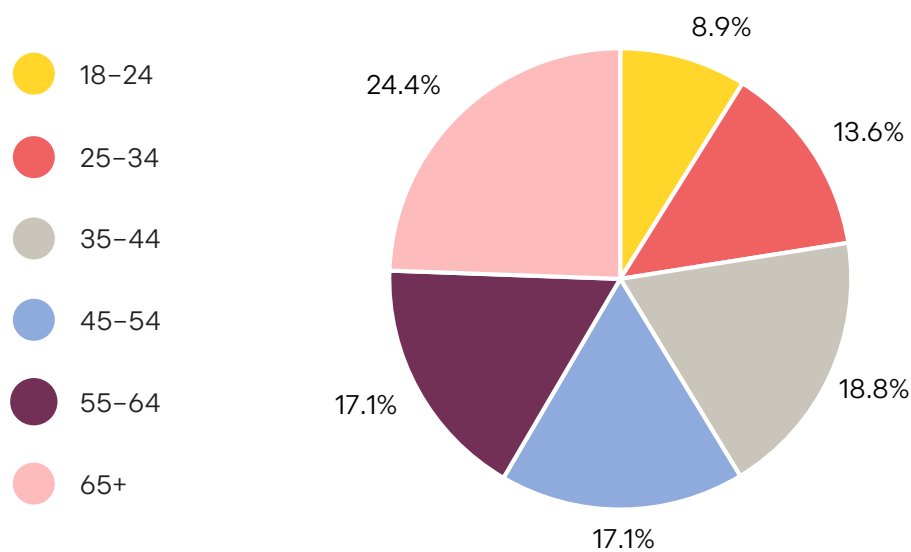


Table 10: Registered Electors by Age

Age	Registered (March 2024)	Percent of Total
18-24	261,107	8.9%
25-34	400,200	13.6%
35-44	553,060	18.8%
45-54	503,623	17.1%
55-64	503,765	17.1%
65+	718,007	24.4%
Total	2,939,762	

Figure 7: Registered Electors by Age and Area

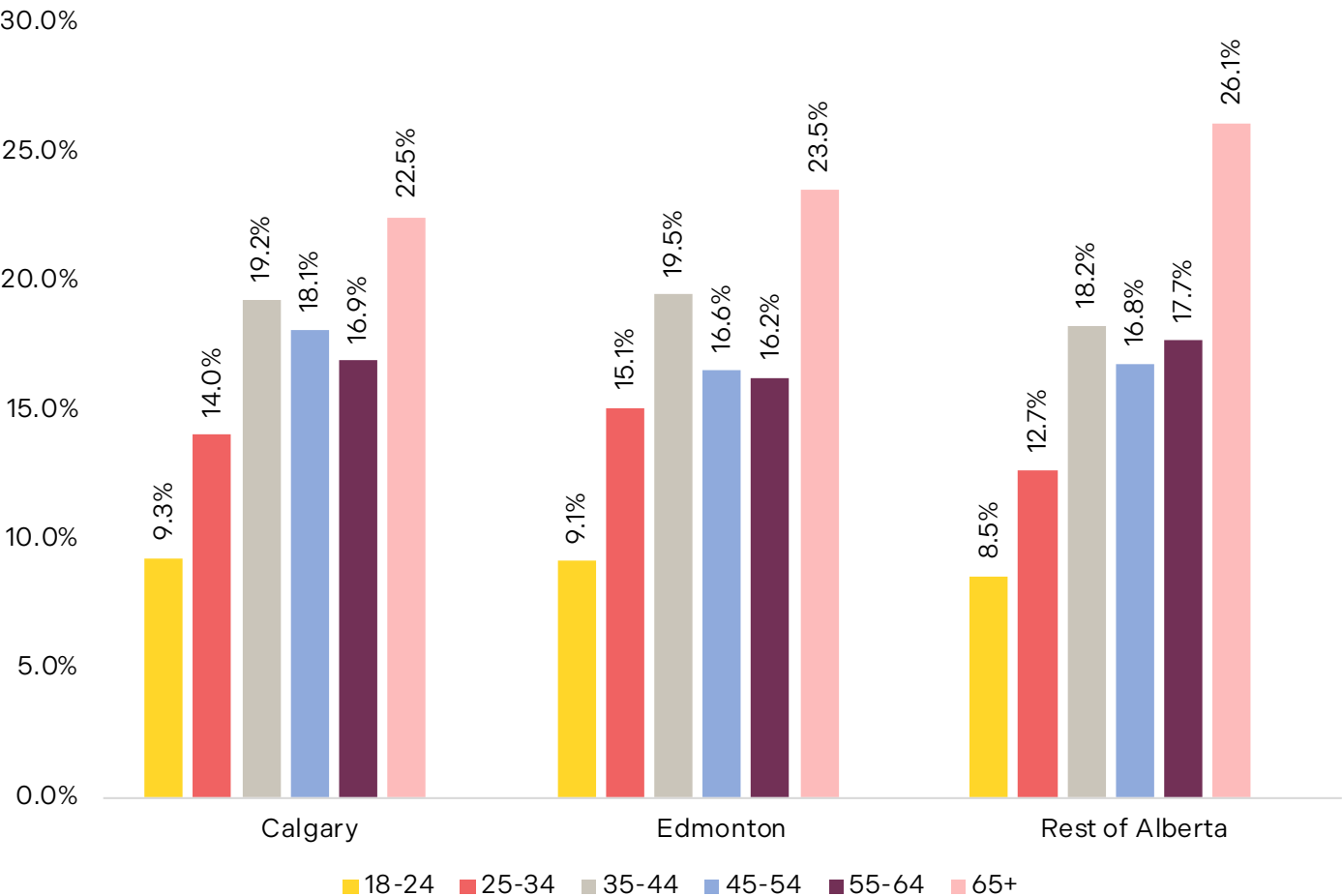


Figure 7 provides an overview of age ranges in the Post Election Day List of Electors in Calgary, Edmonton, and the rest of Alberta. In all areas, the 65+ age group represents the largest proportion of the Post Election Day List of Electors, followed by the 35-44 age group. While the 45-54 and 55-64 age groups represent a similar percentage of the List, the 45-54 age group has a higher representation in Calgary and Edmonton, while the 55-64 age group has a higher representation in the rest of Alberta. Appendix E provides a breakdown of the percentage of electors in each age group in each of the electoral divisions.

Gender Statistics

There are more electors identifying as female in the Post Election Day List of Electors with 50.1% of all electors registered as female. This is 2.3% higher than males at 48.8%, with 1.0% of electors registered as other gender or not stated, as outlined in Figure 8.

People identifying as female are the largest group of registered electors in all areas of the province. Figure 9 shows the gender proportions registered in Calgary, Edmonton, and the rest of Alberta by stated gender, while Appendix F provides the information by electoral division.

Figure 8: Registered Electors by Gender

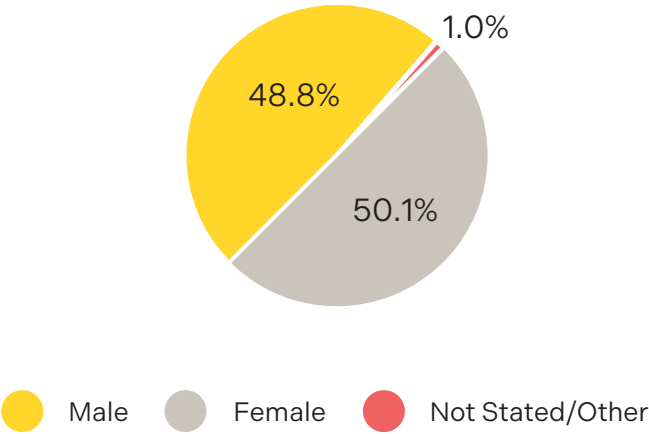
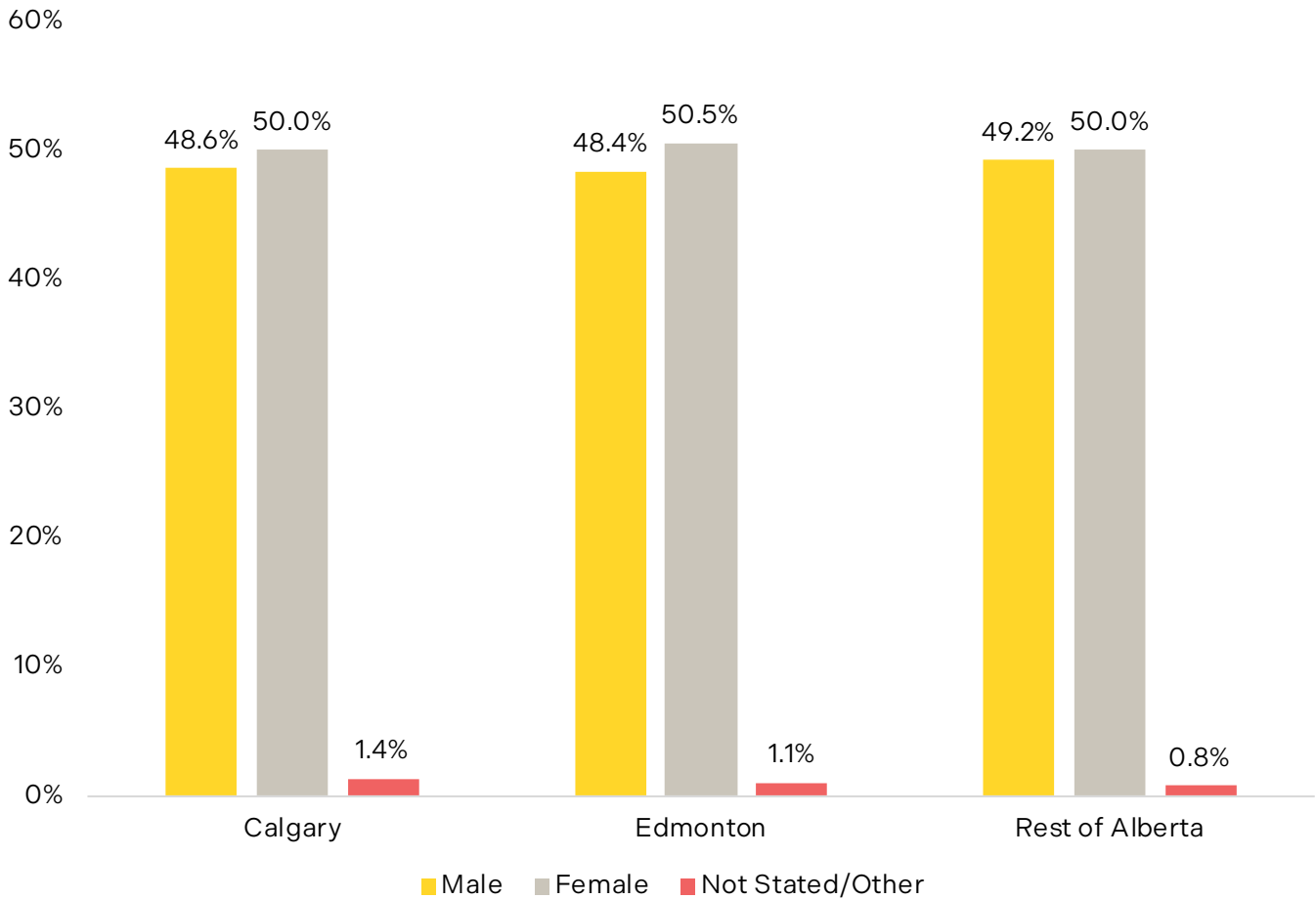


Figure 9: Registered Electors by Area and Gender



Age and Gender Statistics

There are more registered electors identifying as male in two age categories: 18-24 and 45-54. All other age ranges have more registered electors identifying as female. The 65+ age range has the largest discrepancy, with 1.3% more registered electors identifying as female. Figure 10 provides an overview of the proportion of electors in each age and gender category, as a percentage of the Post Election Day List of Electors, while Figures 11 to 13 provide the breakdown for Calgary, Edmonton, and the rest of Alberta.

Figure 10: Registered Electors by Age and Gender

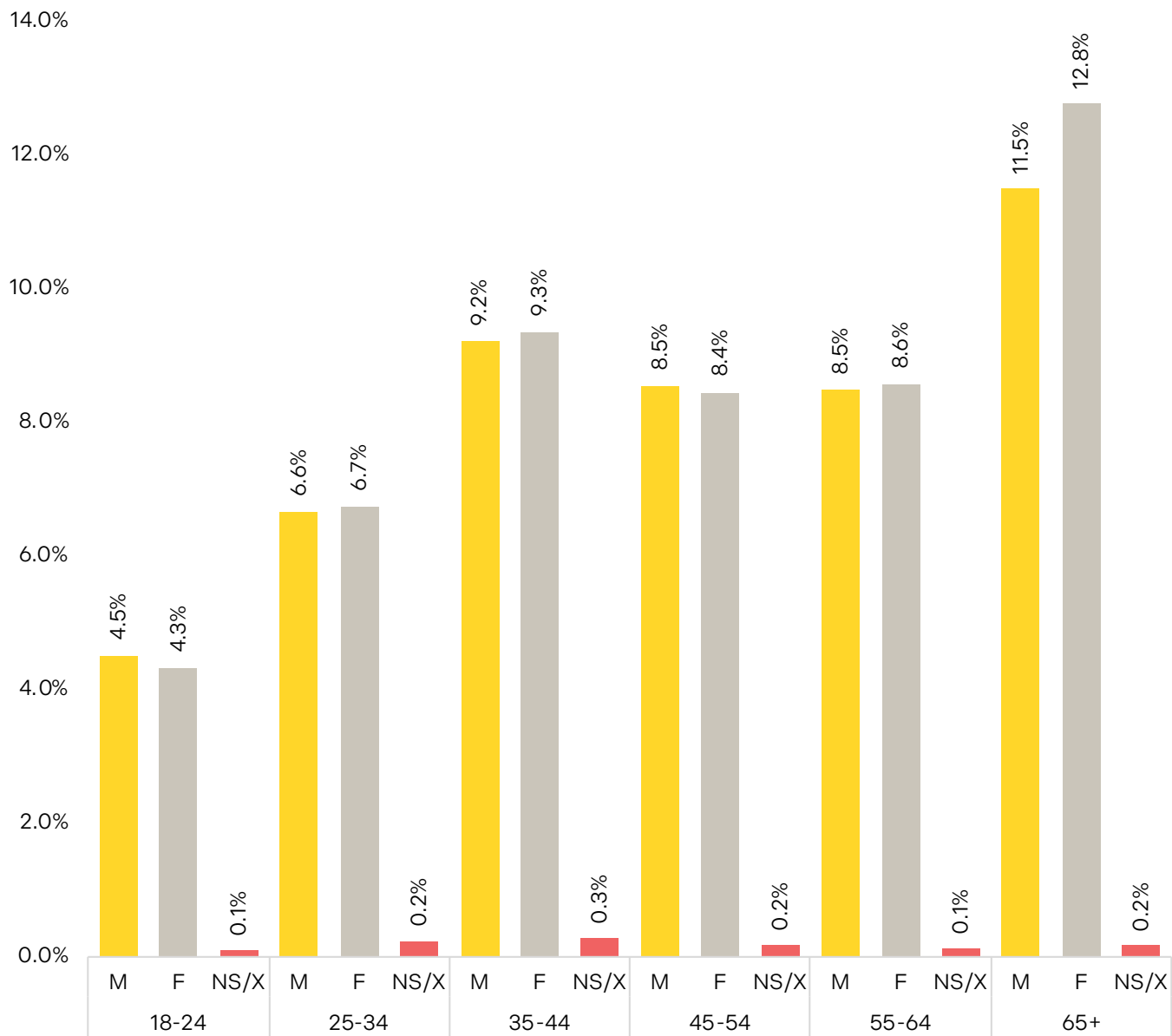


Figure 11: Registered Electors by Age and Gender – Calgary

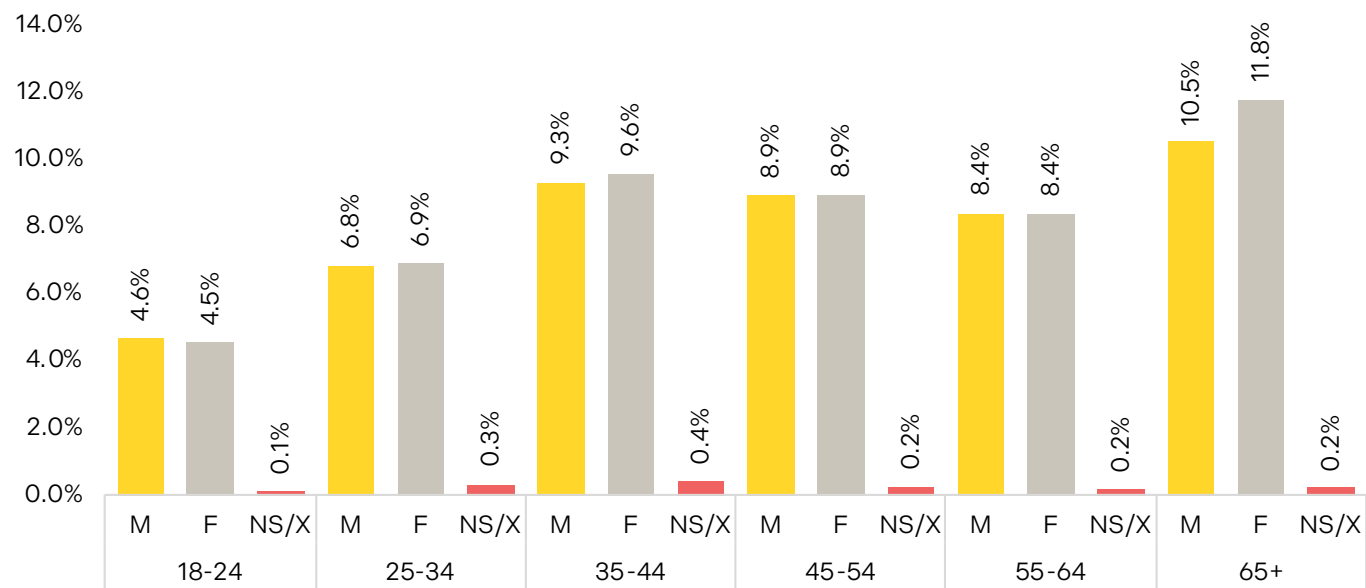


Figure 12: Registered Electors by Age and Gender – Edmonton

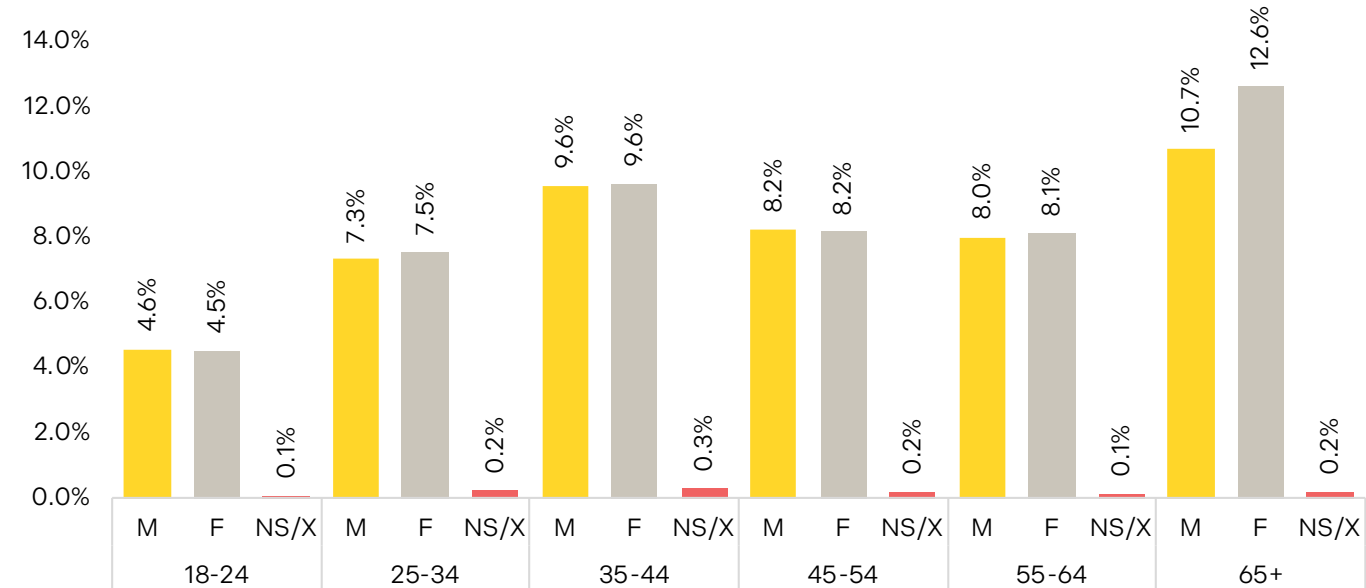
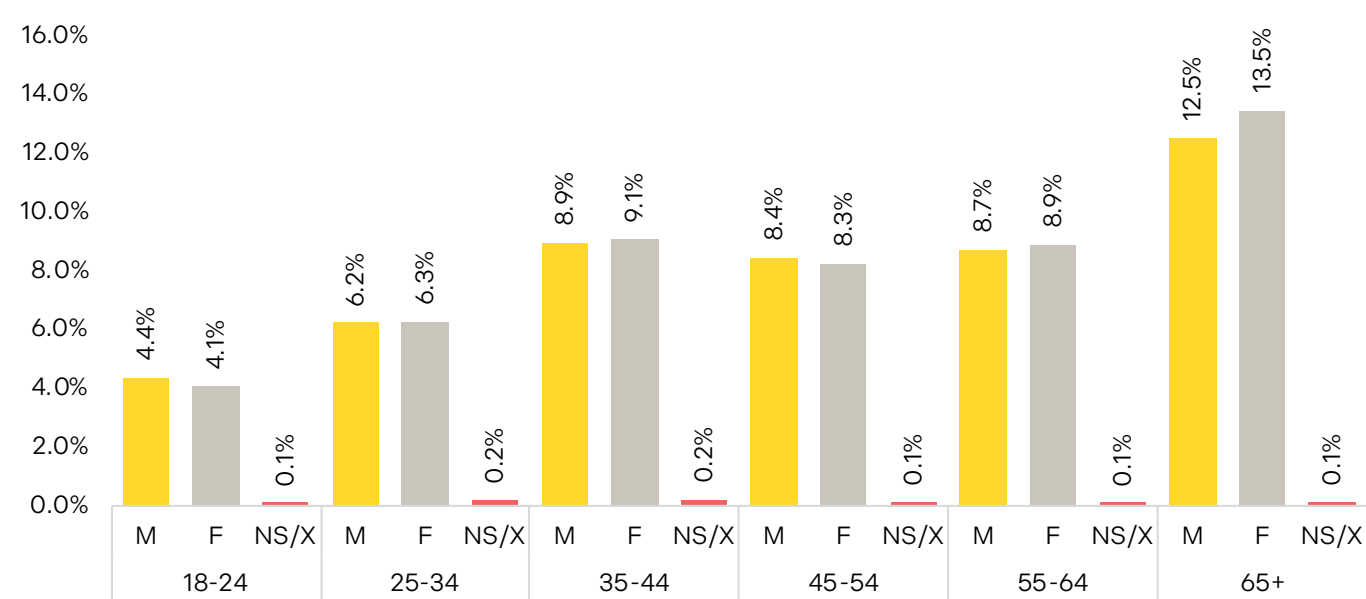


Figure 13: Registered Electors by Age and Gender – Rest of Alberta

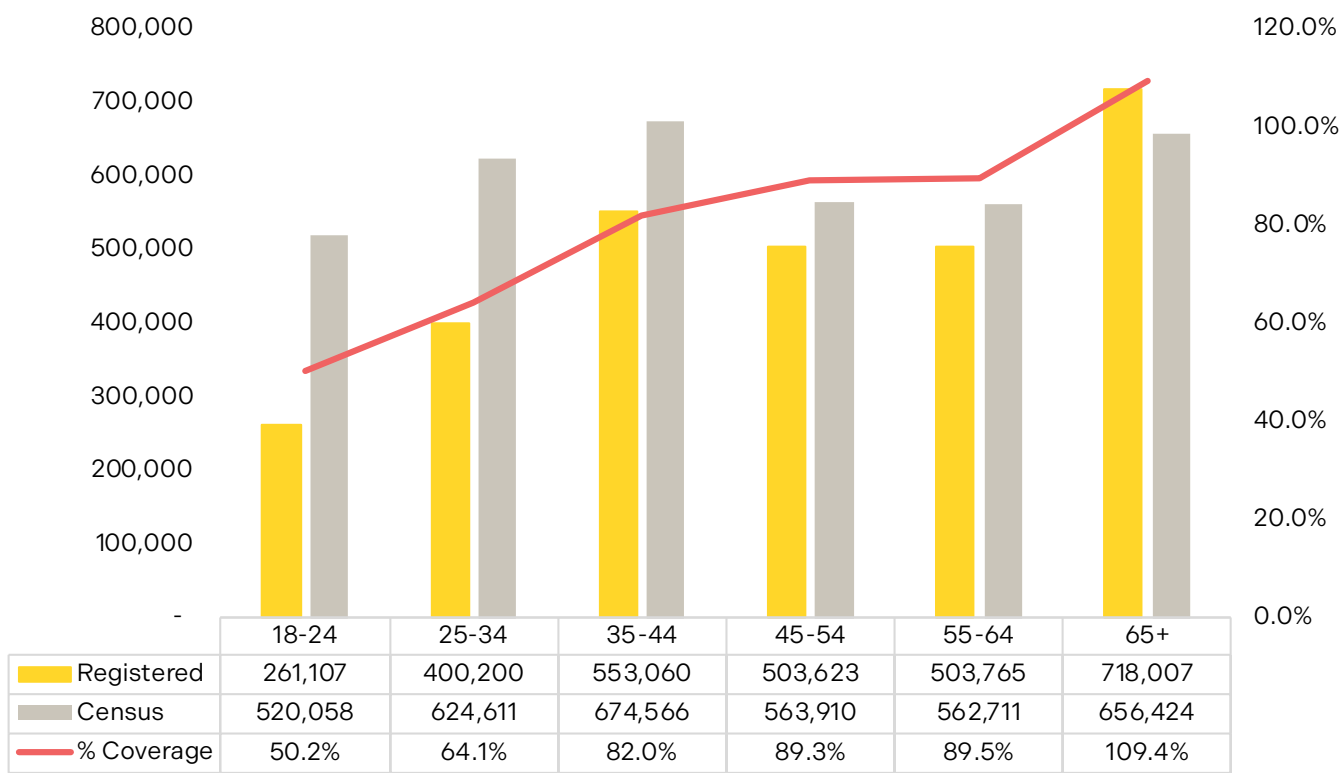


Registered Electors versus Eligible Electors

The number of registered electors can be compared to census data to determine the proportion of eligible electors captured on the Post Election Day List of Electors. Figure 14 provides a comparison of registered electors to eligible electors, where:

- registered is the number of electors in that age range in the Post Election Day List of Electors,
- census is the 2021 census numbers, with citizenship and growth estimates applied to approximate 2024 counts, and
- % coverage is the number of registered electors divided by the estimated number of eligible electors in that age range as per census data.

Figure 14: Registered Electors vs. Eligible Electors



Coverage continues to be lowest in the youngest age brackets, increasing with age, with over 100% coverage in the 65+ age range.

Note: Percentage over 100% in 65+ is due to limitations in comparing historical census data with estimated growth factors against current List of Elector data.

Table 11 provides the number of registered electors by age and gender compared to the totals provided by Statistics Canada in table 12.

Table 11: Registered Electors by Age and Gender

Age	Register of Electors (2024)			
	Male	Female	NS/X	Total
18-24	132,013	126,477	2,617	261,107
25-34	195,418	198,104	6,678	400,200
35-44	270,384	274,715	7,961	553,060
45-54	250,863	247,862	4,898	503,623
55-64	248,925	251,397	3,443	503,765
65+	338,100	375,291	4,616	718,007
Total	1,435,703	1,473,846	30,213	2,939,762

Table 12: Eligible Electors by Age and Gender

Age	Statistics Canada (2021)		
	Male	Female	Total
15-24	269,491	250,633	520,124
25-34	312,788	311,818	624,606
35-44	337,314	337,255	674,569
45-54	284,167	279,752	563,919
55-64	280,051	282,641	562,692
65+	309,091	347,185	656,276
Total	1,792,902	1,809,284	3,602,186

Note: Statistics Canada estimates from 2021 captures 15-19 and 20-24 as 5-year age blocks. For the purposes of this comparison, these two age blocks have been combined, resulting in an overstated census total, as the 15-17 age range cannot be eliminated from the dataset.

Demographics of Voters in the 2023 Provincial General Election

The official turnout for the 2023 Provincial General Election was 60.5%. Voter turnout, however, varied from 49.4% in the 18-24 age range to 66.2% in the 55-64 age range. Figure 15 provides voter turnout by age range. Table 13 provides the number of electors on the Post Election Day List of Electors, as well as the total number who voted in each age range.

Registered vs. Voted

Information on the demographics of voters in the 2023 Provincial General Election is provided in this section, including age and gender statistics and a comparison to registered electors on the Post Election Day List of Electors.

Figure 15: Voter Turnout by Age

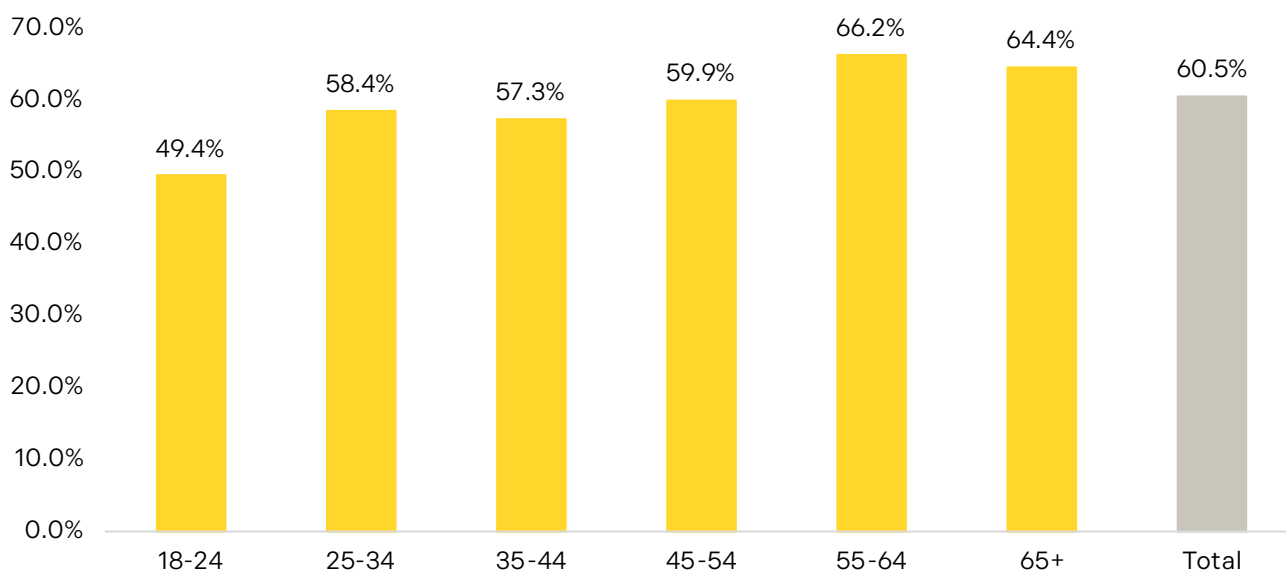
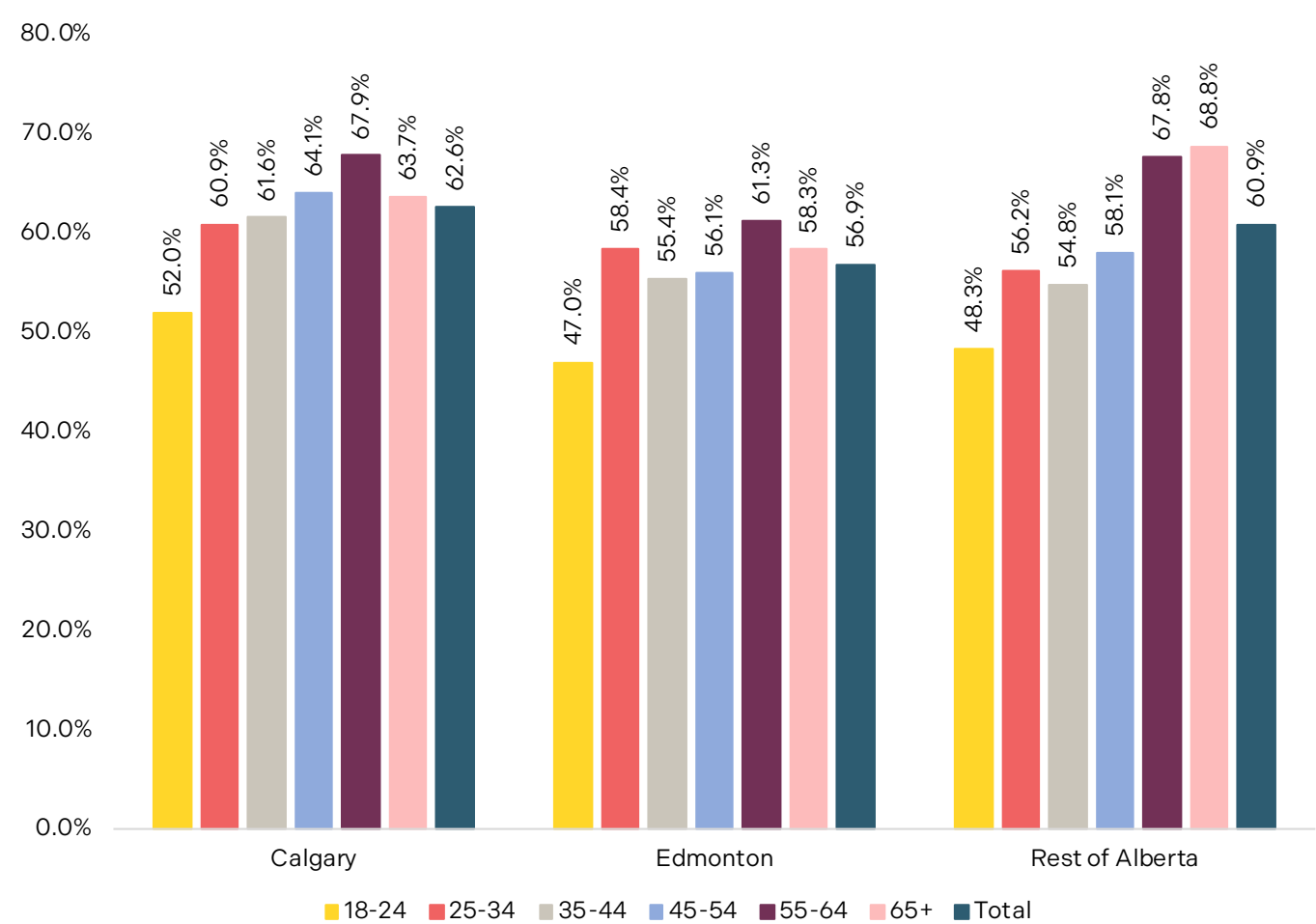


Table 13: Voter Turnout by Age

Age	Registered	Voted	Turnout
18-24	261,107	128,991	49.4%
25-34	400,200	233,644	58.4%
35-44	553,060	316,911	57.3%
45-54	503,623	301,640	59.9%
55-64	503,765	333,466	66.2%
65+	718,007	462,663	64.4%
Total	2,939,762	1,777,315	60.5%

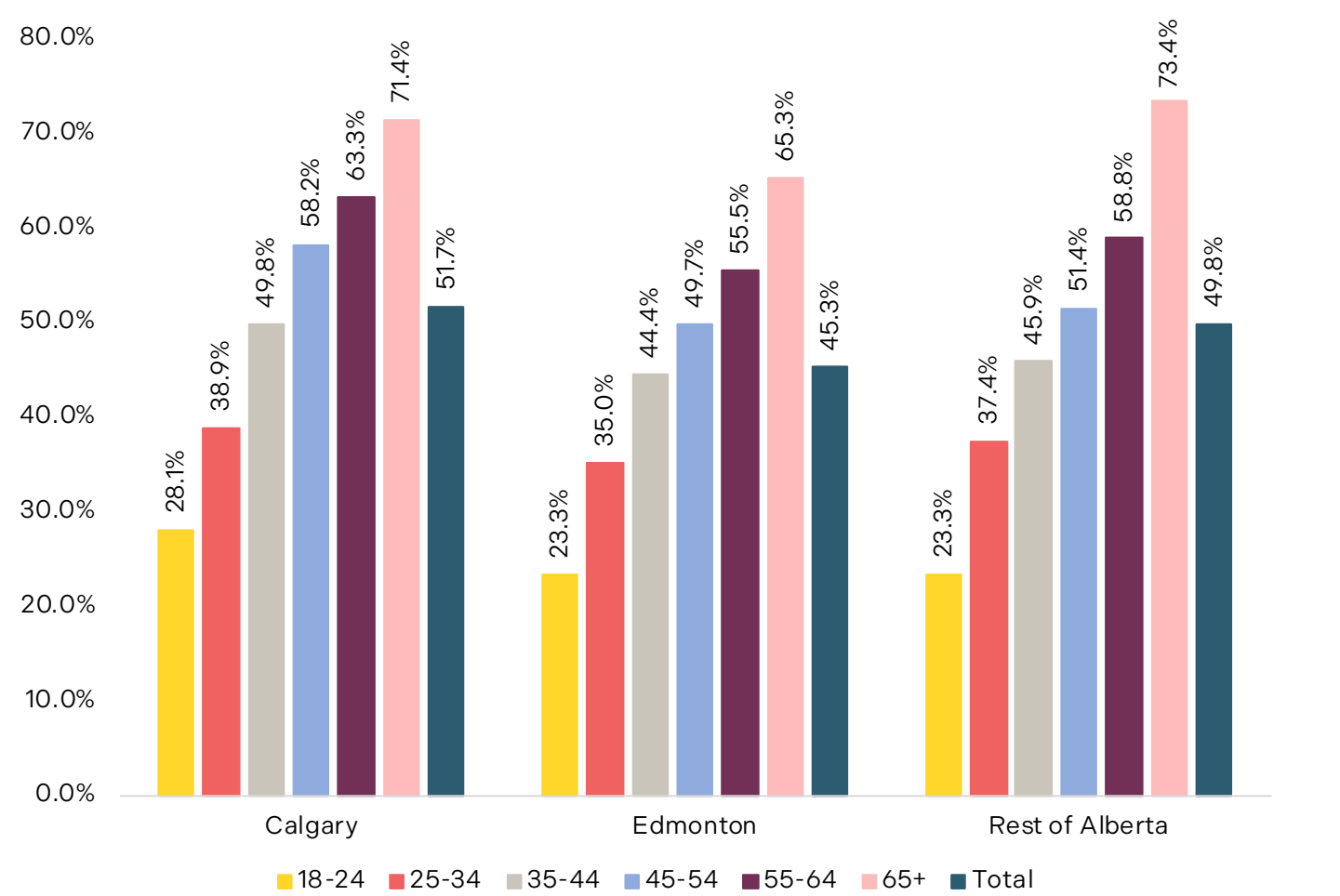
Voter turnout is further compared to the Post Election Day List of Electors, with a focus on Calgary, Edmonton, and the rest of Alberta in Figure 16. In Figure 17, these same areas are compared against estimated eligible elector counts according to Canada census data. Appendix G provides a breakdown of the percentage of electors who voted in each age group in each of the electoral divisions.

Figure 16: Voter Turnout by Area and Age Range (Registered Electors)



When comparing voter counts to the Post Election Day List of Electors, voter turnout is relatively flat amongst the age ranges outside of the 18-24 demographic. When doing the same comparison to the eligible elector counts based on census data from Statistics Canada, voter turnout increases in each age demographic in a more pronounced way.

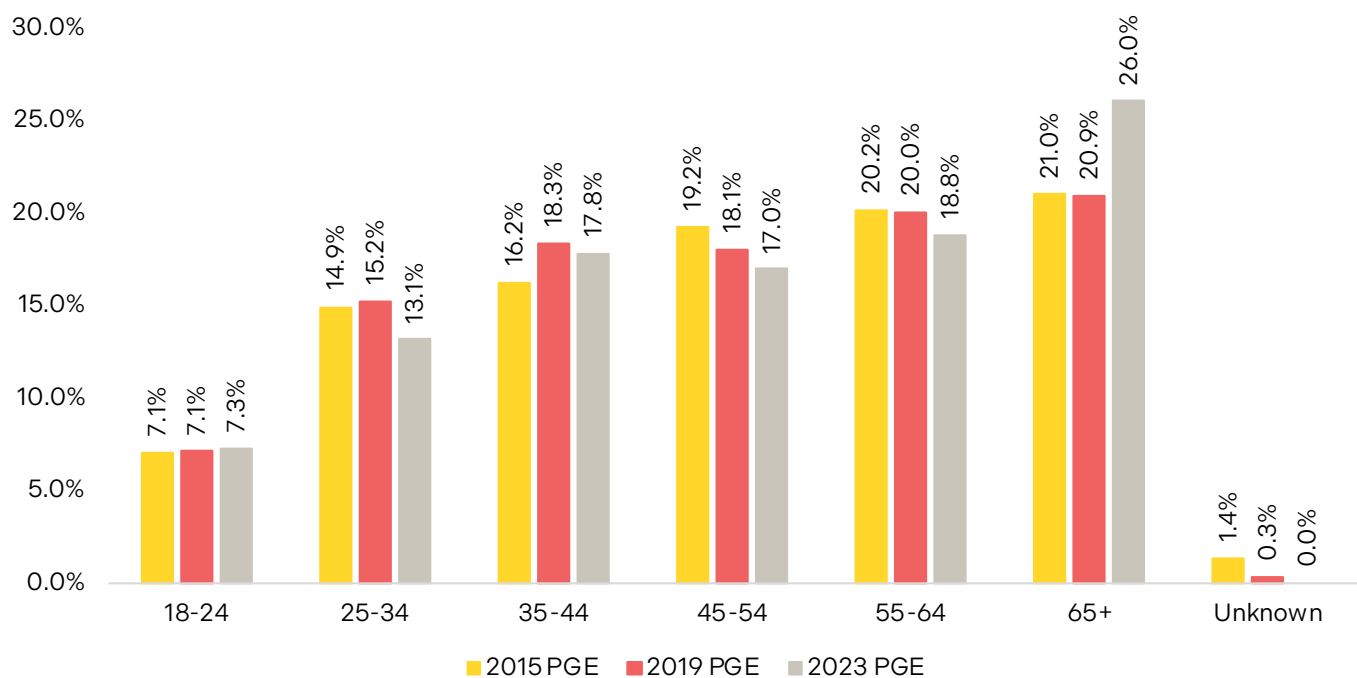
Figure 17: Voter Turnout by Area and Age Range (Eligible Electors)



Age Statistics

Age statistics are available for the last three general elections. Figure 18 provides a comparison of voter turnout by age range for 2015, 2019, and 2023. Compared to the 2019 Provincial General Election, the proportion of total voters in the 18-24 and 65+ age ranges increased, while all other age ranges had a lower proportion of the overall turnout.

Figure 18: Voters by Age from 2015, 2019, and 2023



Figures 19 to 21 further break down voter turnout by age group for Calgary, Edmonton, and the rest of Alberta. In Calgary and the rest of Alberta, the provincial trend continued with an increase in proportion of voters in the 18-24 and 65+ age ranges and a relative decrease for all other age groups. In Edmonton, the 35-44 and 65+ age groups showed an increase compared to 2019.

Figure 19: Voters by Age - Calgary

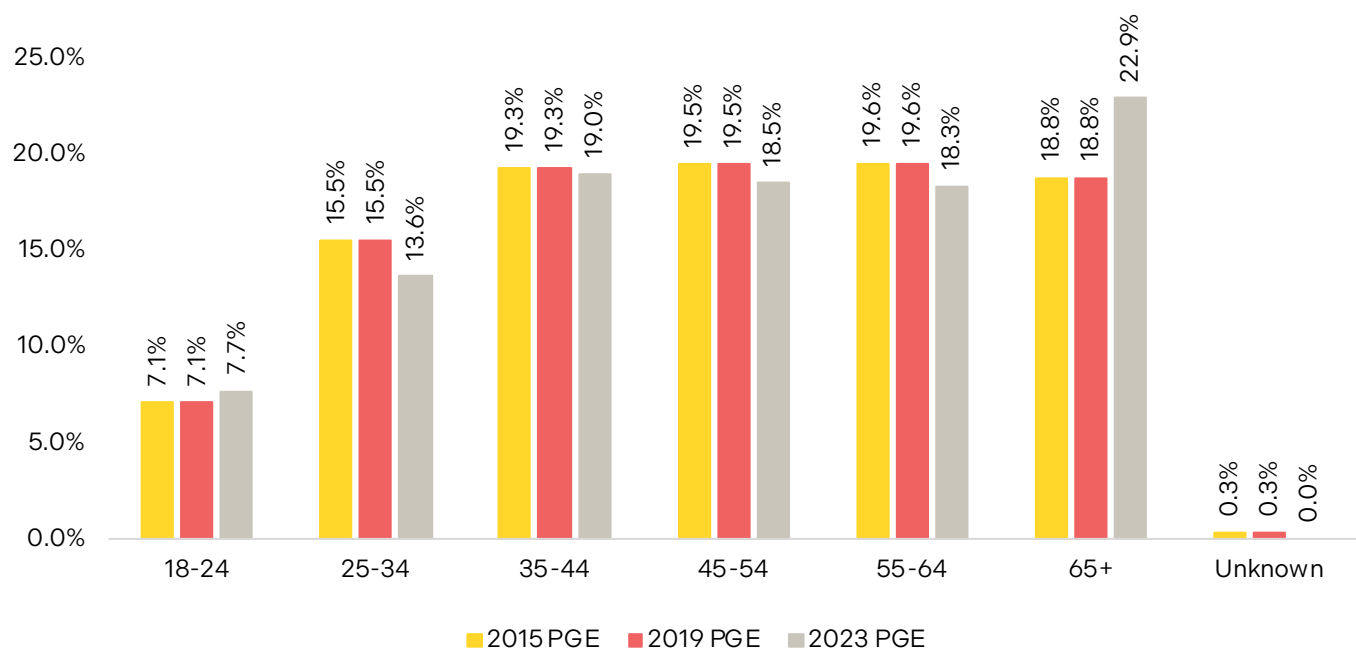


Figure 20: Voters by Age - Edmonton

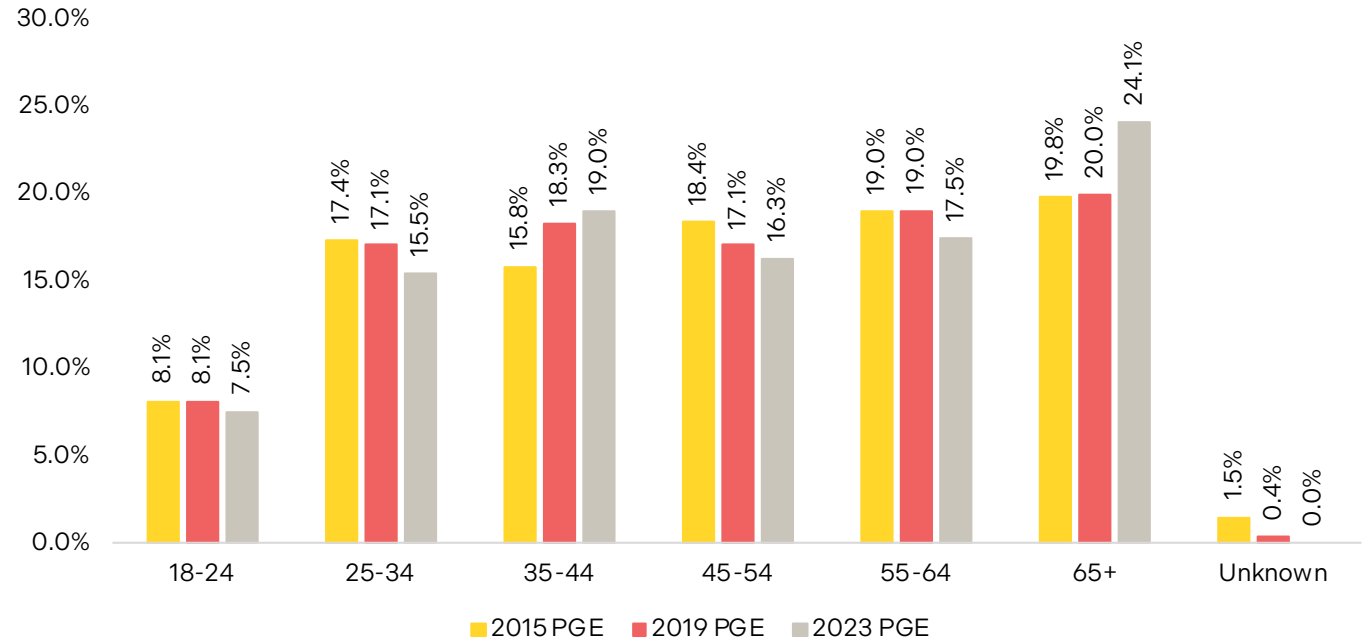
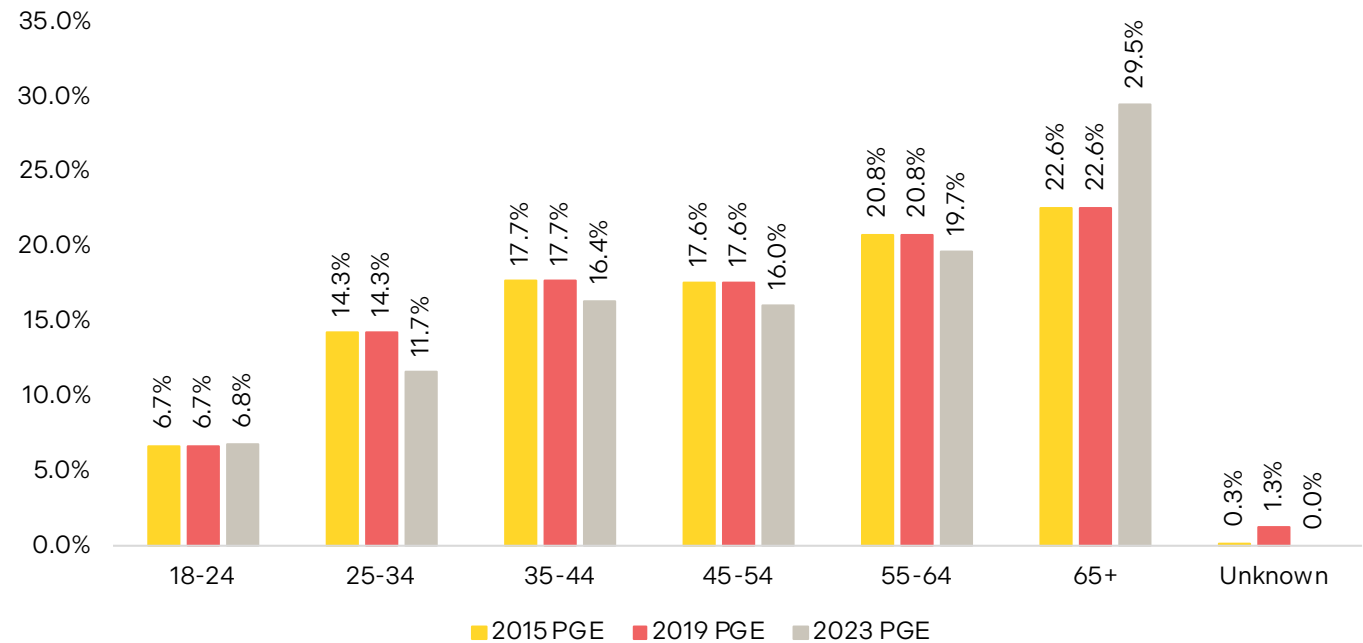


Figure 21: Voters by Age - Rest of Alberta



Gender Statistics

Gender statistics are also available for the last three general elections. Figure 22 provides a comparison of stated gender for 2015, 2019, and 2023. The proportion of female voters continued to be highest, increasing from a 1.8% difference compared to males in 2019 to 2.6% in 2023. Figures 23 to 25 further break down voter turnout by gender for Calgary, Edmonton, and the rest of Alberta, while Appendix H provides the information by electoral division. The provincial trend is consistent across all areas of the province.

Figure 22: Voters by Gender (2015, 2019, 2023)

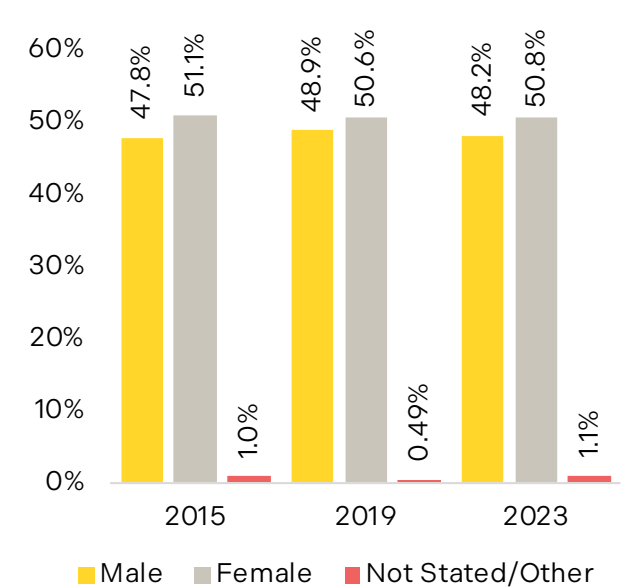


Figure 23: Voters by Gender- Calgary

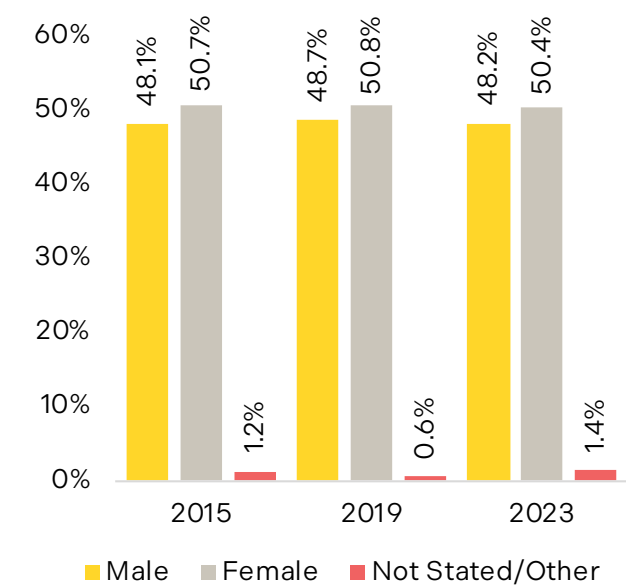


Figure 24: Voters by Gender - Edmonton

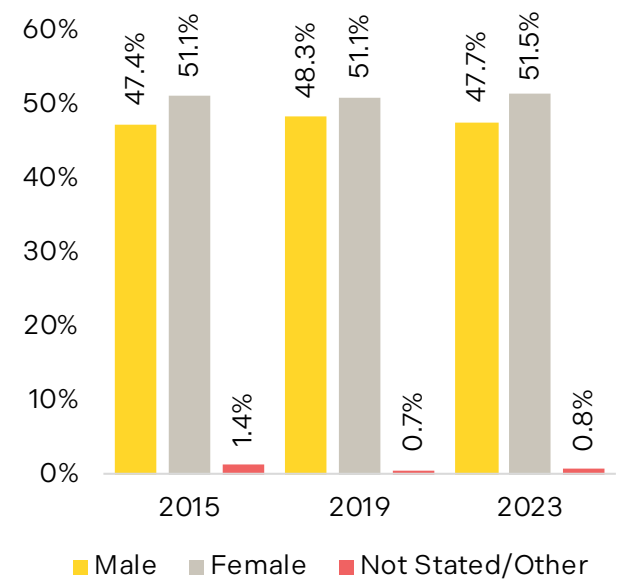
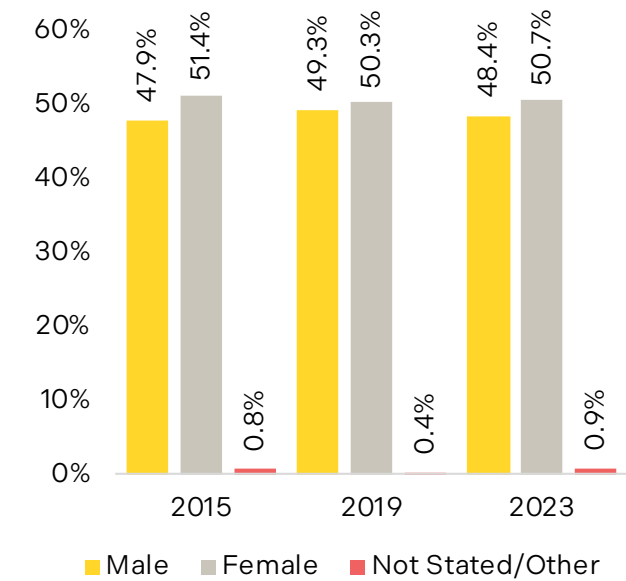


Figure 25: Voters by Gender - Rest of Alberta



Age and Gender Statistics

In all age ranges, there are more female voters ranging from 0.1% higher than males in the 18-24 age range to 0.7% higher in the 65+ age range. Figure 26 provides an overview of the proportion of voters in each age and gender category, while Figures 27 to 29 provide the breakdown for Calgary, Edmonton, and the rest of Alberta.

Figure 26: Voters by Age and Gender

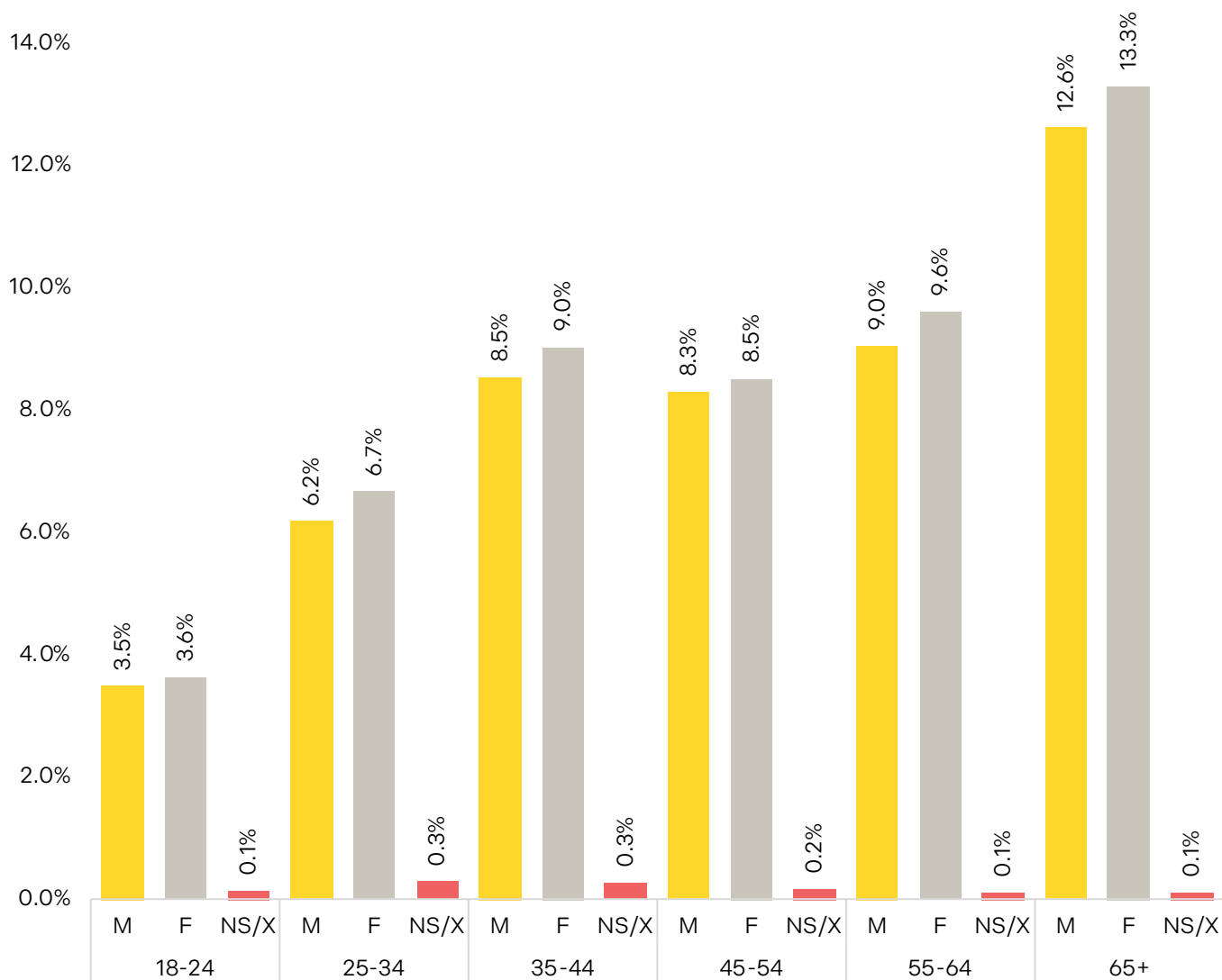


Figure 27: Voters by Age and Gender - Calgary

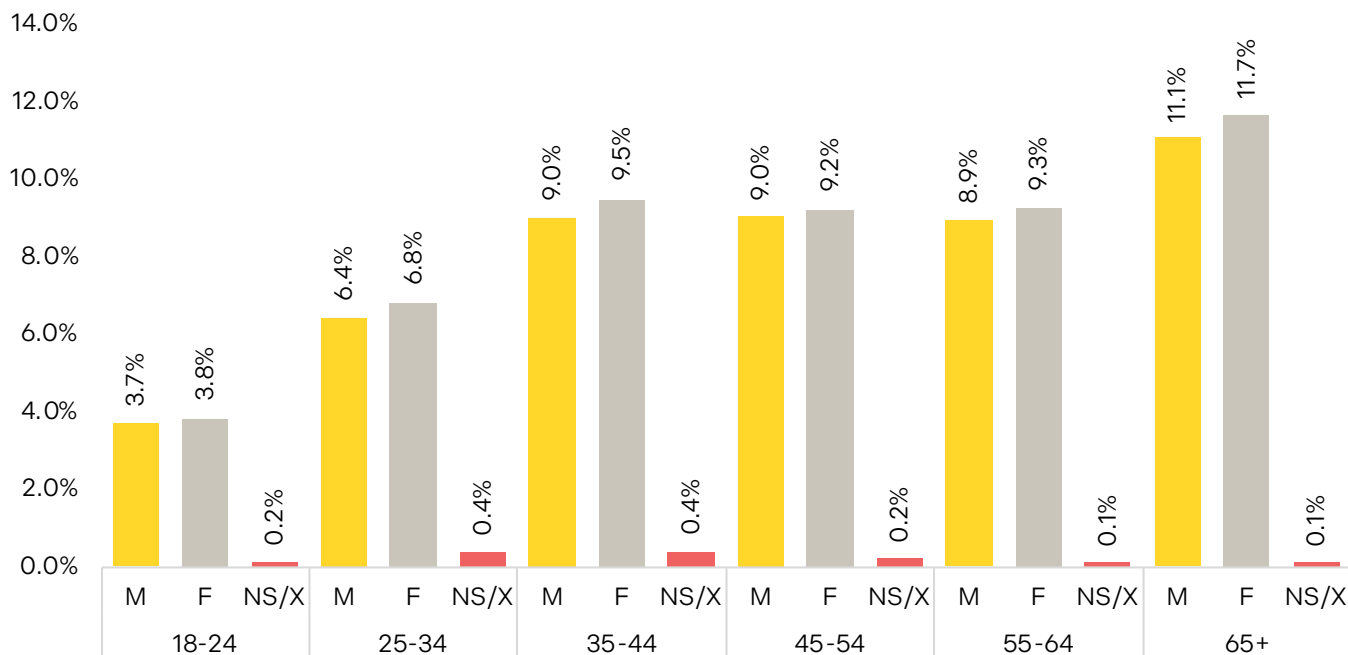


Figure 28: Voters by Age and Gender - Edmonton

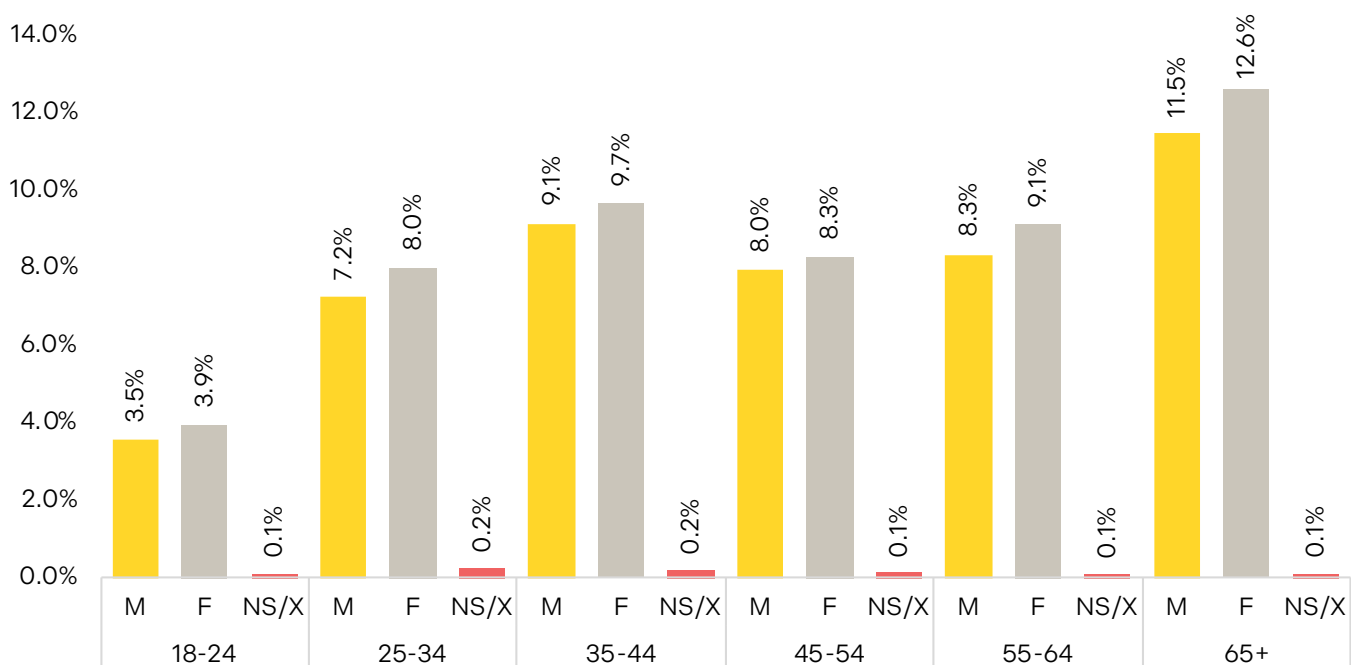
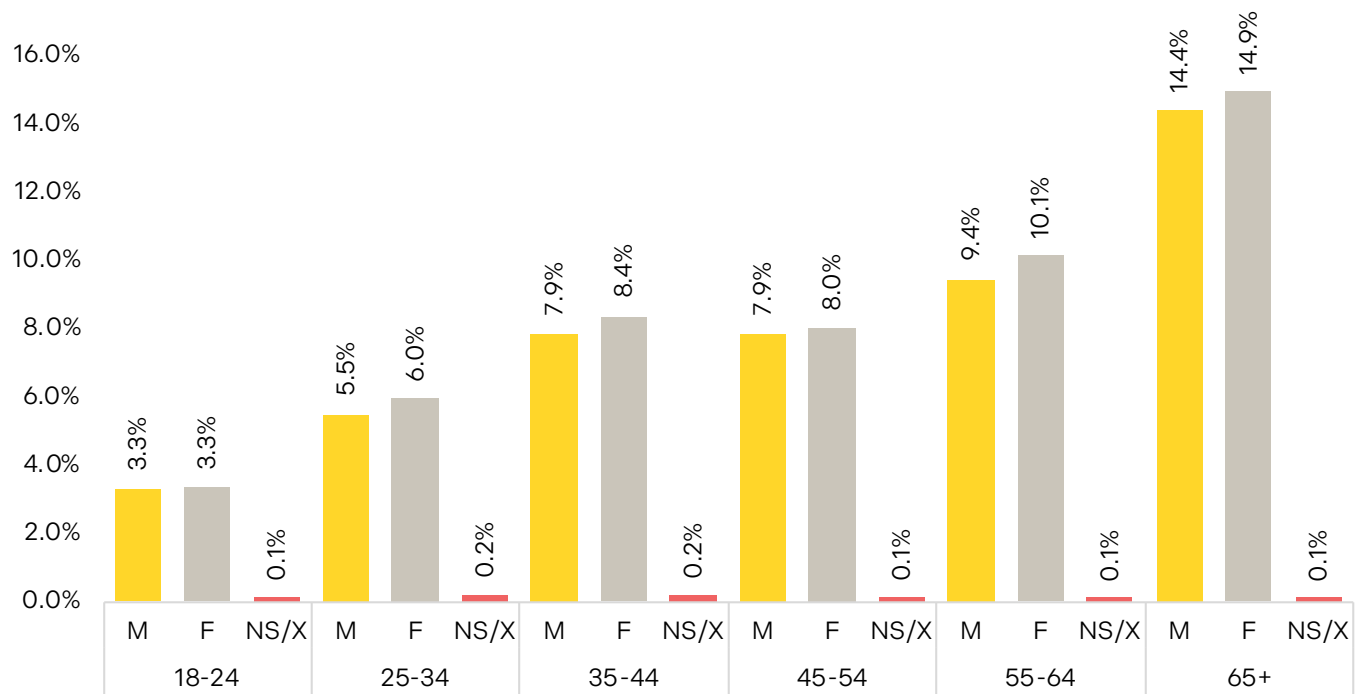


Figure 29: Voters by Age and Gender - Rest of Alberta



4

Candidates and Voting



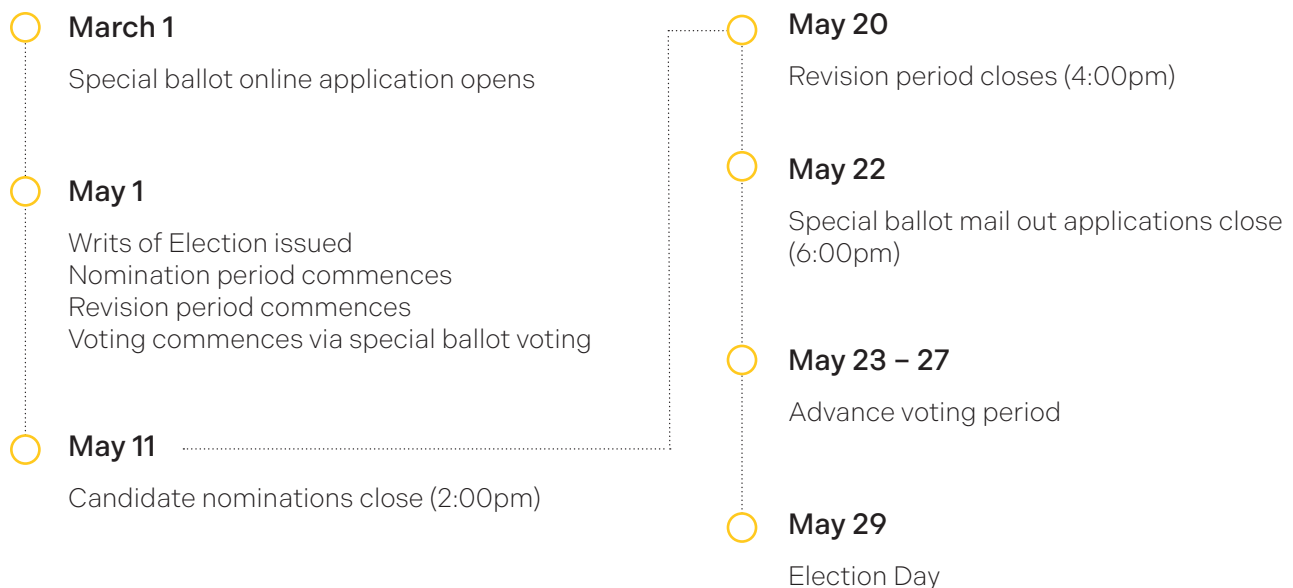
Following the issuance of the Writs of Election, Returning Officers are responsible to conduct the election in their electoral division, following the key dates outlined in the *Election Act*.

These activities centre on preparing for and offering voting opportunities for electors and supporting candidates to complete the nomination process and understand their responsibilities under the legislation.

Elections Alberta supports the returning office in the completion of their duties and coordinates advertising and communications province-wide to ensure that electors are well informed of their voting options, the voting process, key dates, and candidates running in their electoral division.

This section outlines the activities of Elections Alberta and the Returning Officers in conducting the election, from May 1 to May 29, including the impact of the wildfires on conducting the election.

Key Dates Identified in the *Election Act*



Public Information and Communications

During election events, Elections Alberta undertakes advertising and communication activities to:

- Inform voters of when, how, and where to vote.
- Inform candidates and potential candidates of key dates and the process to be nominated.
- Recruit workers for the election.
- Inform voters of their voting options, identification options, registration options, and processes used in the voting places and to count ballots.
- Provide resources and materials for media organizations and journalists.
- Encourage electors to participate.

These activities are undertaken through direct mail-outs to households, advertising in newspapers, radio, television, online, social media, and roadside signage throughout Alberta, news releases and media availability, and the Elections Alberta website and provincial call centre.



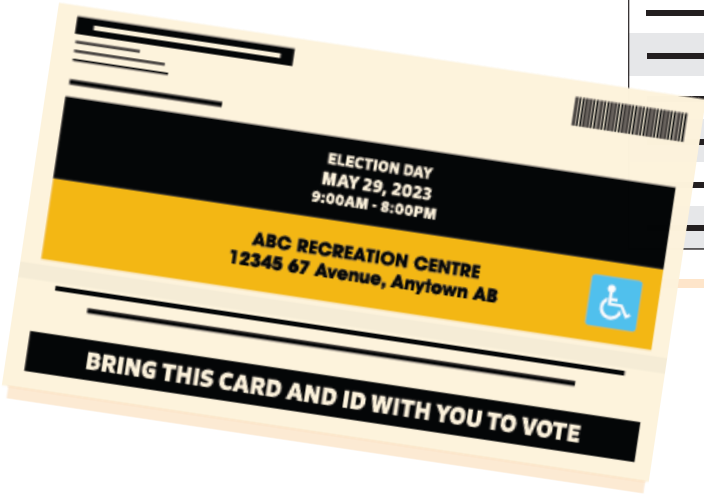
Where to Vote Cards

Individual where to vote (WTV) cards were sent to every mailable residential address in Alberta with information about when and where to vote specific to that address. The front of the card provided elector information on their assigned Election Day voting location, while the back of the card provided nearby advance voting locations and encouraged electors to visit elections.ab.ca to find more opportunities to vote anywhere in advance.

For the first time, electors could also opt in to receive their WTV card by email, and over 50,000 electors signed up for this service. Emailed cards could be shown digitally at the voting place or printed out by the elector. This new service allowed the provincial call centre to send WTV cards to electors who registered after the cards had been mailed and those who called in to report that their card did not arrive prior to voting commencing.

X
Combined, 2,834,547 customized WTV cards were sent out to electors.

As with the Register to Vote campaign, a staggered mailing was implemented for WTV cards to ensure rural and remote areas received their WTV cards before voting commenced. Having a fixed election date facilitated the earlier booking and confirmation of voting places, resulting in where to vote cards that arrived well before advance voting commenced.



ADVANCE VOTING LOCATION	TUE	WED	THU	FRI	SAT
_____	--	--	--	--	--
_____		--	--	--	
_____	--	--	--	--	--
_____			--	--	
_____	--	--	--	--	--
_____	--	--			
_____	--	--	--	--	

Roadside Signage

Roadside signage was placed in 235 locations province-wide to advertise available election officer jobs and voting opportunities for the general election.



Starting on April 3, the roadside signs displayed a 'Now Hiring' message. Signs were transitioned to advertise advance voting dates the week of May 15 and transitioned again to advertise Election Day the weekend of May 27.

Due to the wildfires, several signs did not get transitioned to updated messages as roads became impassable and areas with signage were under evacuation orders.



► Photo Credit: Travis McEwan, CBC

▼ Photo Credit: David Bloom, Post Media



Newspaper

Newspaper advertisements were used to provide electors with detailed information on where to vote, by providing maps and voting locations for the local electoral divisions.

Between Wednesday, May 10 and Sunday, May 21, 147 multi-page ads were run in 102 newspapers across the province.



Inserts were provided for newspapers in Edmonton, Calgary, Airdrie, Red Deer, and Lethbridge. Due to local newspaper closures, this was a decline from previous elections, with the absence of newspapers in Grande Prairie and Fort McMurray the most notable change in where advertisements could be run.

Information on eligibility to vote and where to access voting information was also published in 24 ethnocultural publications, translated into French, Traditional Chinese, Simplified Chinese, Korean, Punjabi, and Urdu.

Television

In addition to providing electors with the necessary information to get to the voting place, a public engagement campaign was developed to encourage electors to participate and vote. The campaign slogan, “On Election Day, see what your voice can do”, was intended to highlight the collective importance of individual voices.

A 30-second commercial was developed that aired on local channels in Edmonton, Calgary, Lethbridge, Medicine Hat, and Lloydminster between May 2 and May 29.



▲ Ad produced by Skin and Bones Film Company Inc.

There were a reported 40,768,900 ad impressions across these channels, with additional impressions from online ad placement with video streaming platforms.



Radio

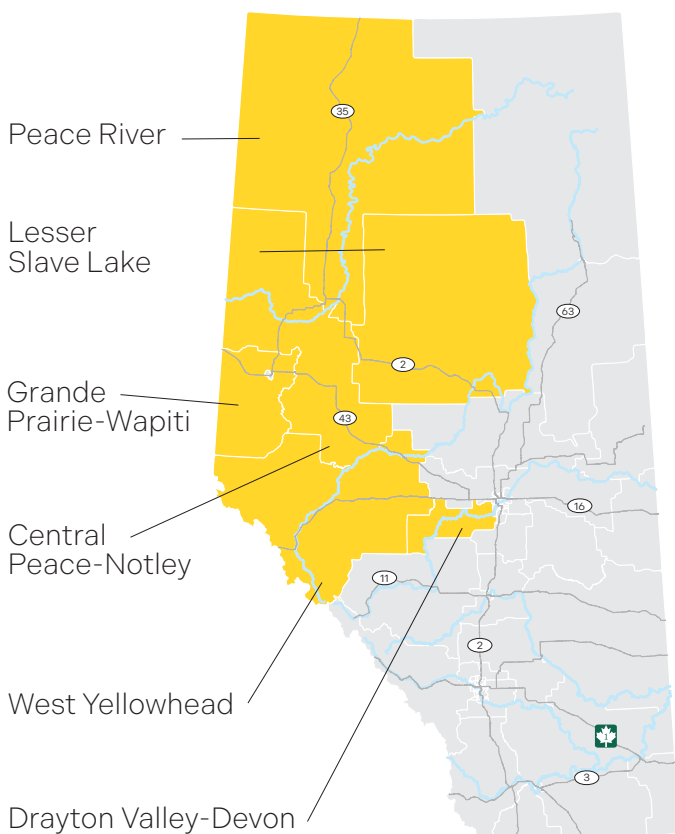
Radio spots and audio streaming online were used to encourage participation, as well as inform electors about key differences between advance and Election Day voting. Two ads were produced, one highlighting the ability to vote anywhere in advance, with the second focusing on voting at electors' assigned voting location on Election Day.

The advertisements ran between May 15 and May 29 across Alberta's urban, rural, Indigenous, post-secondary, and ethnocultural stations, as well as on Spotify and Warner Music Group. Advertisements were translated into French, Spanish, Arabic, Filipino, Punjabi, Ukrainian, Cantonese, Hindi, Urdu, Korean, Bengali, Guja, and Somali-Duran.

A total of 26,200,000 radio impressions were logged across all stations and streams.

Radio ads were also used during the election period to support election officer recruitment and communicate with electors who were displaced by wildfires. Radio ads were used in Central Peace-Notley, Lesser Slave Lake, and Peace River to advertise available election officer positions. These ads ran between May 1 and May 22 and were customized to the locations with available positions.

Figure 30: Electoral Divisions with Targeted Radio Advertisements



Targeted radio ads also ran in six electoral divisions most impacted by wildfires and displaced electors. These included Drayton Valley-Devon, Grande Prairie-Wapiti, Lesser Slave Lake, Central Peace-Notley, Peace River, and West Yellowhead. Multiple messages were used including:

- Encouraging electors to vote anywhere in advance and providing information on how to find voting options nearest them. These ads ran between May 18 and May 23.
- Notifying electors that select voting locations were relocated due to wildfires and to visit elections.ab.ca to confirm their voting location. These ads ran between May 24 and May 27.
- Notifying electors in the Drayton Valley-Devon electoral division of the change to their advance and Election Day voting locations. These ads ran between May 23 and May 29.

Social Media

In addition to the increased focus on digital streaming for the commercial and radio advertisements, digital advertising on search, display, and social media platforms continued to grow this election and provided the best opportunity for Elections Alberta to update messaging and keep electors informed. Messaging and advertisements were developed to both inform and engage electors, political participants, and media in the election.

Social media and online advertisements ran between April 1 and June 8, starting with an election officer recruitment campaign, moving through each of the key dates of the election period, and ending with the announcement of official results. Advertisements were placed on Quora, Native Touch, YouTube, Google Display, Google Search, Bing Search, Twitter, Facebook, Instagram, Snapchat, and TikTok.

Combined, the campaign delivered 15,057,391 impressions with 592,350 link clicks to access Elections Alberta’s website.

Social media and online advertisements were also used to support electoral divisions with targeted election officer recruitment and communicating with electors displaced by wildfires. While most electoral divisions received sufficient applicants for the available election officer positions in April, ten electoral divisions required additional advertising carrying into May. These advertisements ran in their geographical locations between May 1 and May 22 and ended when the electoral division had received sufficient applicants. Electoral divisions requiring the additional advertising are outlined in table 14.

Additional advertisements were placed on Facebook, Instagram, Twitter, and Google display to provide information to displaced electors. Messaging related to the availability of the vote anywhere service at advance voting ran between May 18 and 23 across Alberta. Targeted advertisements ran between May 24 and May 27 for electoral divisions that experienced changes in voting locations. These ads encouraged electors to visit elections.ab.ca to confirm their assigned voting location.

Elections Alberta conducted continual social media monitoring to respond with timely information to electors and to moderate the commentary on our channels. Over 24,000 comments were received, with over 2,500 on Election Day alone. Political comments and complaints were the most common type of message received. Twitter was the most active platform for comments, with over 65% of the total commentary.

Table 14: Electoral Divisions that Required Additional Advertising Time

Electoral Division	Time
51 - Bonnyville-Cold Lake-St.Paul	+1 week
63 - Grande Prairie	+1 week
55 - Central Peace-Notley	+2 weeks
61 - Fort McMurray-Wood Buffalo	+2 weeks
64 - Grande Prairie-Wapiti	+2 weeks
74 - Maskwacis-Wetaskiwin	+2 weeks
54 - Cardston-Siksika	+3 weeks
60 - Fort McMurray-Lac La Biche	+3 weeks
70 - Lesser Slave Lake	+3 weeks
77 - Peace River	+3 weeks

News Releases and Media Availability

The media were major partners in our goal to provide education to the public. A new dedicated media page was added to the Elections Alberta website. This page provided FAQ sheets on key topics such as Registering to Vote, Voter Identification, Tabulators and Voter Assist Terminals, and Accessible Voting. The page also provided stock photography and videos that could be used in news stories. News releases were also used to share information with media on key election period dates as outlined below.

Table 15: 2023 Provincial General Election News Releases

Announcement	Date
Announcement of Party Spending Limits	February 1, 2023
Announcement of Opening of Special Ballot Application	March 1, 2023
Overview of the Register to Vote Campaign	March 29, 2023
Overview of Election Worker Recruitment Campaign	April 3, 2023
Announcement of the Issuance of the Writs for the General Election	May 1, 2023
Information for Voters Displaced by Wildfires	May 5, 2023
Announcement of Nominated Candidates	May 11, 2023
Updated Information for Electors Displaced by Wildfire	May 19, 2023
Announcement of Opening of Advance Voting	May 23, 2023
Announcement of Opening of Election Day Voting	May 29, 2023
Announcement of Official Results	June 8, 2023



Public relations supports were also available to conduct interviews on radio and television, as well as provide comments by phone and email upon request throughout the election period. Over 150 requests for information or an interview were completed between April 14 and June 6, 2023. This greatly assisted Elections Alberta in providing clarification, information, and updates to the public.

Website

A new election website was released on May 1, 2023, with a simplified interface to assist electors, political participants, election officers and media to find key pages throughout the election period. The website was continually updated throughout the election period to share key activities such as candidate nomination day, voting days, and results reporting.

Elections Alberta's websites received over 8 million pageviews in the month of May, with 3.6 million pageviews on the main site and 4.4 million pageviews on Voterlink, special ballot, jobs, where to vote, and the official results site combined.



All Elections Alberta advertising and media information directs electors to the official Elections Alberta website as the trusted source for detailed election information.

The Elections Alberta website is supplemented by several sub-sites dedicated to specific electoral activities. These include registering to vote, applying for special ballots, applying for election officer jobs, determining where to vote, and viewing election results.

- Register to Vote (Voterlink) was used by electors registering, confirming, or updating their information. The site received 365,285 pageviews over the revision period, which ran from May 1 to 20, 2023.
- The Special Ballot Application form was available from March 1, 2023, until the close of voting on May 29, 2023. During this time, the application form was viewed 137,729 times, with over 40% of the views taking place before the Writs of Election were issued.
- The Election Officer job application form was available from April 3, 2023 until May 22, 2023. During this time, the application form was viewed 170,504 times, with over 80% of the views taking place in April.
- Where to Vote was used by electors looking for their local returning office or voting options on advance voting or Election Day. The site provided a map view of all locations, as well as hours of operation, directions to the location, and for electors searching for their Election Day location, the list of nominated candidates was also provided. This site received over 2.5 million pageviews, with 47% of the pageviews occurring on the five days of advance voting and 25% occurring on Election Day.
- A new Unofficial Results website was created for the 2023 General Election, providing both electoral division results and a provincial dashboard to see overall votes cast, locations reporting, and standings of political parties. The results website received 809,862 pageviews on election night, with an additional 476,524 pageviews in the days following Election Day.

Provincial Call Centre

The provincial call centre had been operating for the enumeration period prior to the Writs of Election being issued. Continuing operations through the election period with these well-trained agents provided an advantage, as they were ready to answer elector questions about voting dates, options, and processes.

The provincial call centre was open weekdays from 8:15am to 8:00pm and weekends from 10:00am to 4:00pm. A total of 28,900 calls were received, with the highest volume of calls on Election Day (2,869). However, compared to volumes received in 2019, the volume of calls throughout the month was down by half.

Figure 31: Election Period Provincial Call Centre Volumes by Year (2019 vs. 2023)

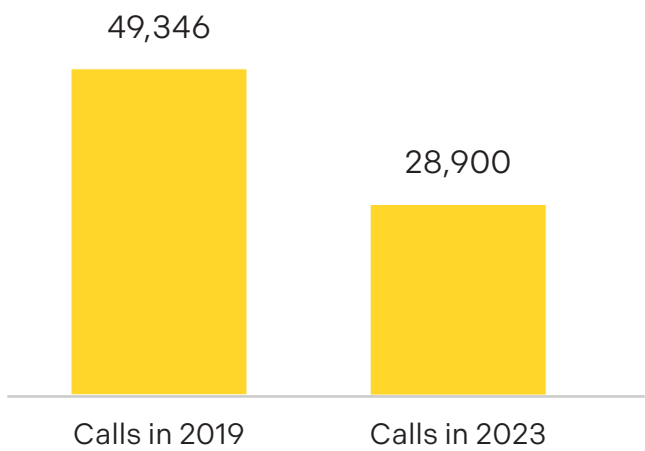
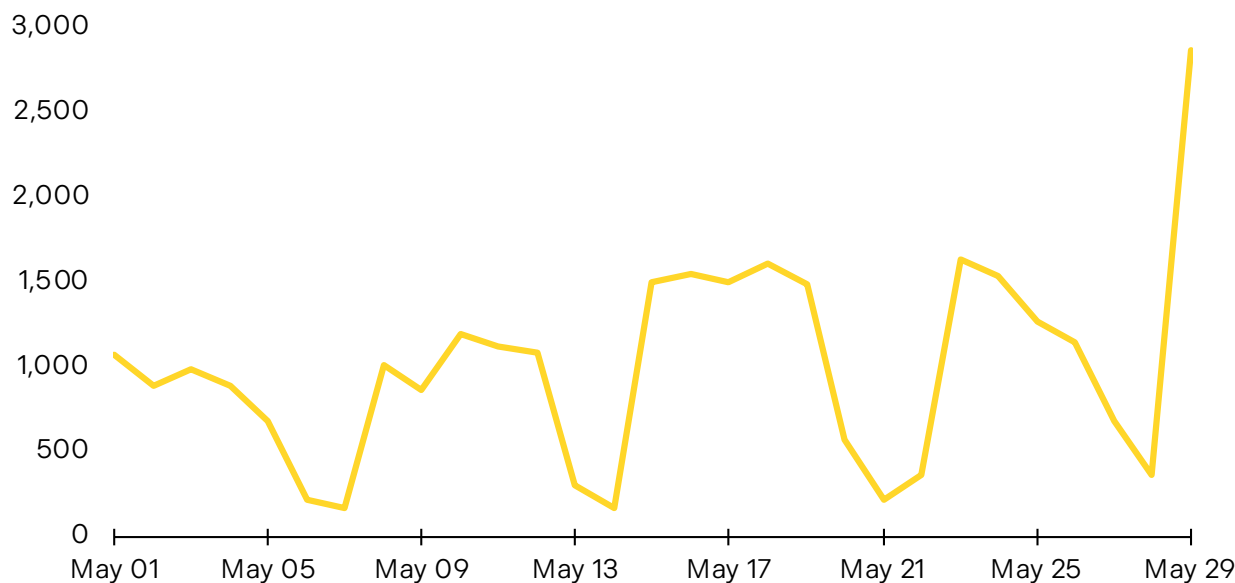


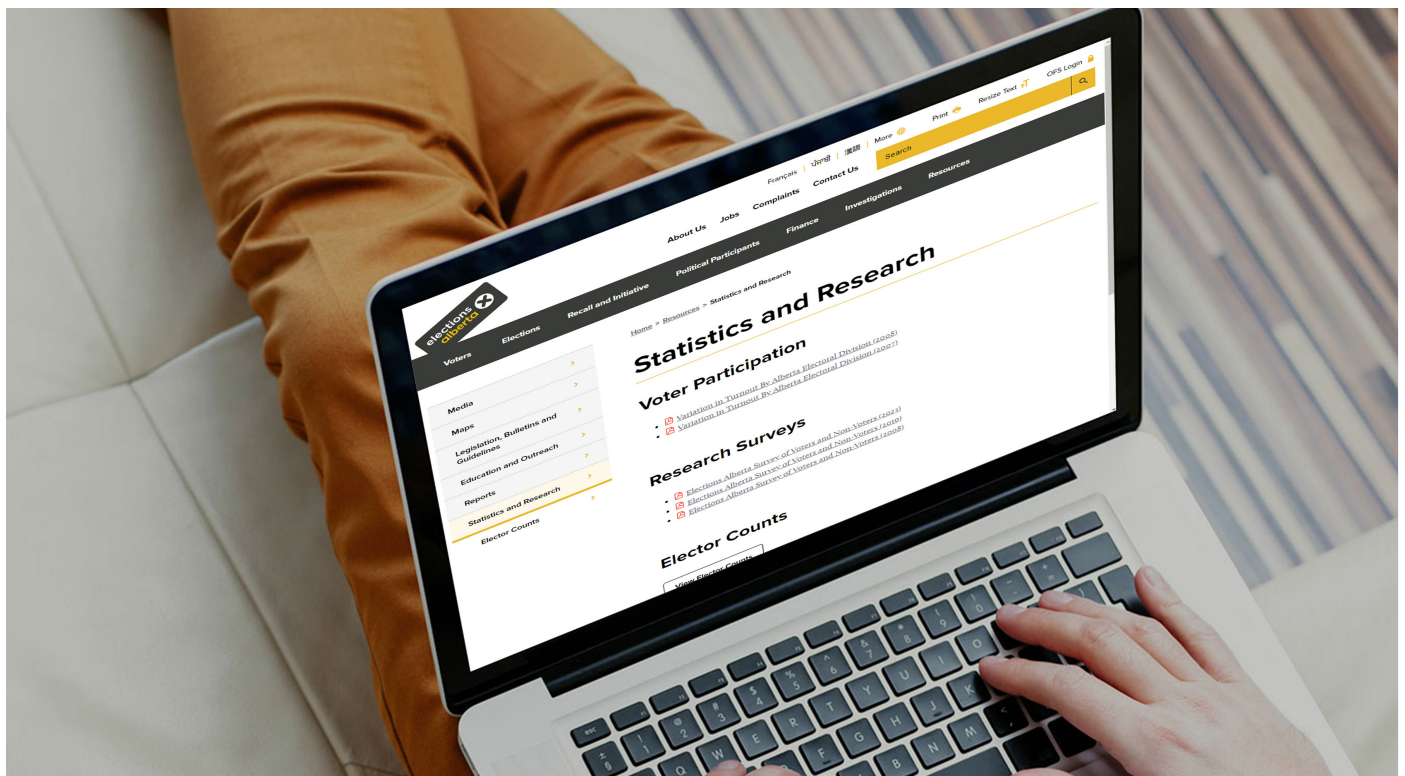
Figure 32: Election Period Provincial Call Centre Volumes by Date



Voter Survey

Following the election, Elections Alberta commissioned Leger to conduct a survey of eligible electors through their online panel. This survey collected Albertan's feedback on Elections Alberta's advertising and informational resources, as well as the voting processes and the voter experience. The survey was designed to closely mirror the questions asked on the 2019 post-election survey to be able to compare results over time.

The comparison of results is available in Appendix I: Survey of Voters and Nonvoters, while complete survey results are available at elections.ab.ca/resources/statistics-research.



Nominated Candidates

Becoming a candidate is a two-step process – Registration and Nomination. Only candidates who completed both steps were listed on the ballot.



Step 1: Registration

All candidates must complete the registration process under the EFCDA and provide a \$500 deposit. This process provides Elections Alberta with information on the potential candidate, their Chief Financial Officer (CFO), location of records, and their financial institution to account for their campaign contributions and expenses.

This process starts the financial component of the candidate's campaign and information, as well as subsequent financial disclosures.

Step 2: Nomination

All candidates must be nominated for election by 25 electors in the electoral division in which they wish to run. All nomination signatures for the candidate must be collected in person and be accompanied by the elector's name and physical address.

Nomination papers needed to be submitted to the Returning Officer in the electoral division by May 10, 2023 at 2:00pm for review and acceptance. Under the *Elections Act*, a candidate formally becomes a candidate upon acceptance of the nomination paper by the Returning Officer and appears on the ballot.

Additional registration and financial disclosures details for candidates can be found in section 6 and at <https://efpublic.elections.ab.ca>.



Candidates can either be endorsed by a registered political party or run as an independent. In total, 408 candidates registered with the Chief Electoral Officer in accordance with section 9 of the EFCDA, and 349 filed candidate nomination papers in accordance with section 61 of the *Election Act*.

Table 16 on the following page provides a summary of the number of candidates registered, nominated, and elected by political party affiliation, while Appendix J provides candidate and electoral division level details.

The number of candidates listed on each ballot ranged from two (seven electoral divisions) to six (eight electoral divisions). No candidate withdrew following the close of nominations and no candidate was elected by acclamation.

Following the close of nominations, Returning Officers held candidate meetings in their offices or virtually for candidates and their official agents. The candidate meetings included information on:

- key dates,
- advertising,
- signage and campaigning rules,
- scrutineers' requirements and scrutineers code of conduct,
- elector qualifications,
- voting processes, and
- voting opportunities (Election Day, advance, mobile, and special ballot).

Returning Officers continued to support candidates and their official agents throughout the election period with questions on these topics and provided information to all candidates and official agents on their ability to attend or appoint a scrutineer to observe pre- and post-logic and accuracy testing, and the unofficial and official count activities.

Table 16: Number of Candidates Registered, Nominated, and Elected by Party Affiliation

Political Party Affiliation	Candidates Registered	Candidates Nominated	Candidates Elected
Alberta Advantage Party	4	4	0
Alberta Liberal Party	16	13	0
Alberta New Democratic Party	87	87	38
Alberta Party	21	19	0
Communist Party-Alberta	3	3	0
Green Party of Alberta	42	41	0
Pro-Life Alberta Political Association	1	1	0
Reform Party of Alberta	1	1	0
Solidarity Movement of Alberta	49	38	0
The Buffalo Party of Alberta	1	1	0
The Independence Party of Alberta	14	14	0
United Conservative Party	89	87	49
Wildrose Independence Party of Alberta	2	2	0
Wildrose Loyalty Coalition	54	16	0
Independent	24	22	0
Total	408	349	87

Voting Options

Special Ballot Voting

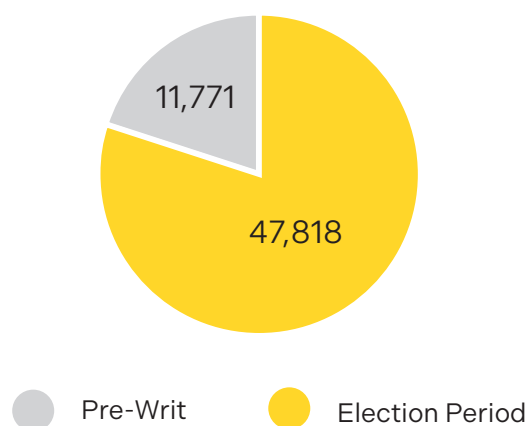
For the 2023 Provincial General Election, electors were able to request a special ballot online beginning March 1, 2023. In-person special ballot voting was available at returning offices and Elections Alberta's office in Edmonton throughout the election period to facilitate voting for electors who were not able to vote during advance voting or on Election Day. Special ballot package mailing and in-person services commenced with the issuance of the Writs of Election on May 1, 2023.

Elections Alberta centralized special ballot mailing for the 2023 Provincial General Election. Through this centralized process, special ballot applications were managed by a dedicated special ballot team at the Elections Alberta head office. Each application was reviewed and once approved, packages were printed and mailed out of a distribution centre in Calgary to all Canadian and international destinations using Canada Post's Xpresspost service. Special ballots were sent by mail if requested by an elector before 6:00pm on May 22, 2023. A postage-paid Business Reply Mail envelope, either domestic or international as appropriate, was included in each special ballot package for electors to use to return their special ballot package to Elections Alberta's office in Edmonton.

To be counted, special ballot packages had to be returned to the Returning Officer or Elections Alberta's head office in Edmonton by 8:00pm on Election Day, and must have included the ballot, a copy of the elector's identification, and a completed and signed special ballot declaration.

With a total of 59,589 requests for special ballots, the volume of requests doubled as compared with the 28,863 requests received during the 2019 Provincial General Election. Of these requests, 19.8% were submitted online between March 1 and April 30, and 80.2% were submitted online or in person from May 1 to May 29. All requests were reviewed, and applications were rejected where insufficient information was provided to process the request, it was a duplicate request, or the elector was ineligible to vote. A total of 887 applications were not approved.

Figure 33: Timing of Special Ballot Requests

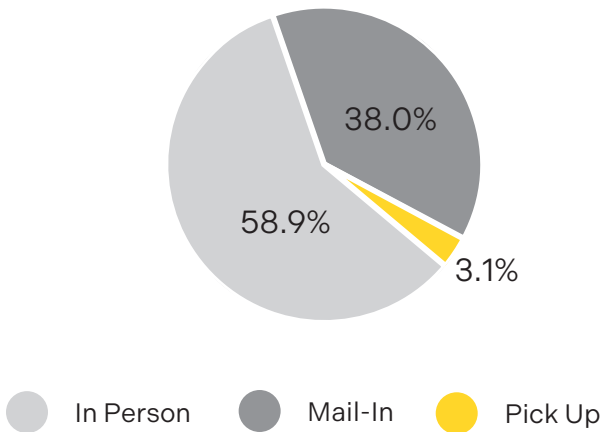


Of the 58,702 approved requests, 58.9% were requested to be completed in-person either at their local returning office or Elections Alberta head office. In person requests could be made throughout the election period as soon as the offices were open to the public following the Writs of Election being issued until the close of voting on Election Day. In-person requests were processed immediately, with the application, confirmation of eligibility, review of identification, the issuance of the ballot, and the elector depositing their completed ballot in the ballot box occurring at the time of the request. In many instances, electors using this voting method were leaving the country, going out of town for business travel, or would have otherwise not been able to vote during either advance voting, on Election Day, or by a mail-in special ballot.

The remaining special ballots were requested to be sent via mail (38.0%) or to be picked up either at the local returning office or at Elections Alberta head office (3.1%). Of the special ballots delivered by mail, 70% were returned and accepted at Elections Alberta before the close of voting on Election Day.

While the percentage of ballots successfully returned before Election Day increased across all mail delivery locations compared to the 2019 Provincial General Election, additional mechanisms are proposed in section 9 to improve the accessibility of this voting option.

Figure 34: Percentage of Special Ballot Requests by Type



A total of 51,351 valid special ballots were cast. 24 electors chose to decline their special ballot. A total of 7,423 special ballots were rejected. This included special ballot packages not returned prior to 8:00pm on Election Day (7,110), as well as ballots rejected during the count (313).

Table 17: Return Rate for Special Ballots Completed by Mail

Mail Delivery Location	Alberta	Other Province	United States	Worldwide
Requested	17,659	2,760	391	1,404
Returned & Accepted	12,901	1,825	184	698
Return Rate	73%	66%	47%	50%

Remote Area Designation

Voting areas may be designated as a remote area by the Chief Electoral Officer, and where this occurs, voting is conducted by special ballot. Fort Fitzgerald, located in electoral division 61 - Fort McMurray-Wood Buffalo, was designated as a remote location for the 2023 Provincial General Election.

A resident of the local community was hired to conduct the vote and Elections Alberta flew special ballots packages to Fort Smith where the election worker picked up the materials and delivered the packages to each residence in the community. The election worker revisited each residence the following week, picked up the packages, and delivered the packages back to Fort Smith where they were flown back to Elections Alberta in time to be counted on election night.

Advance Voting

By legislation, at least one advance voting place was required to be established in each electoral division between Tuesday, May 23, and Saturday, May 27, 2023, from 9:00am to 8:00pm daily. In most electoral divisions, however, additional advance voting locations were established on one or more days of the advance voting period to provide more convenient voting opportunities to electors and ensure that electors would not have to travel more than 100 km to access a voting location.

Advance voting places were staffed by 2,644 election officers. With most of these voting locations operating for 11 hours a day, these workers served significant hours over the five-day advance voting period to provide prompt and efficient service to electors.

Advance voting locations offered the vote anywhere service which enabled electors to vote at any advance voting location across Alberta. This was facilitated using electronic voting records and ballot-on-demand printers, allowing electors to receive the ballot for the electoral division in which they were ordinarily resident. To facilitate efficient reporting of results from across the province, tabulators were used to count the ballots as they were cast. Following the close of advance voting, tabulators were secured in returning offices until the close of voting on Election Day. All results from the tabulators were generated at the returning office, in the presence of election officers and scrutineers, if any were appointed by the candidates running in the electoral division. The use of tabulators allowed all unofficial results to be available on election night, a commitment that was made following the 2019 Provincial General Election. In 2019, Elections Alberta used a centralized count for vote anywhere advance voting ballots and unofficial results were reported two-and-a-half days post-election.



Voting Locations

There were 331 advance voting locations established across the province, an increase of 13.7% from the 2019 Provincial General Election. Of these locations, 173 operated for all five days of the advance voting period.

Returning Officers establish advance voting locations that are convenient to where electors live, work, shop, or travel. Locations include libraries, malls, recreation centres, legions, schools, hospitals, and the local returning office. Common locations used for advance voting during the 2023 Provincial General Election, are listed in table 18.



As in 2019, both the Edmonton International Airport and Calgary International Airport were designated as advance voting locations. These locations allowed travelers and airline staff who may not have otherwise had the opportunity to cast their ballots the option of doing so prior to their departures. Returning Officers worked with the airport authorities to ensure locations within the airport were private and secrecy of the vote was maintained, as well as to create messaging to advertise the voting option throughout the airport. 2,372 electors cast their ballots at these two airport advance voting locations.

Table 18: Common Advance Voting Locations

Building Type	Number of Locations
Community Centres	182
Recreation Centres	37
Church Halls	30
Hotels/Motels	21
Malls	14

- ◀ Photo Credit: Edmonton International Airport
- ▶ Photo Credit: University of Calgary by Riley Brandt



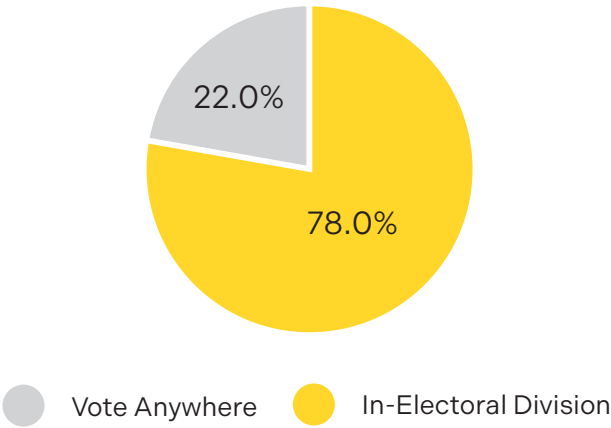
For the 2023 Provincial General Election, 12 post-secondary campuses were used for advance voting, which is fewer than the 21 in 2019. This can be attributed to the timing of the election given that post-secondary winter semesters are completed prior to the end of April. With many students off campus during the May voting dates, the availability of the vote anywhere and special ballot voting continued to provide accessible opportunities for students. 14,933 electors cast their ballots at advance voting locations on post-secondary campuses.

Votes Cast in Advance

Advance voting continues to increase in popularity. A total of 758,637 electors voted at an advance voting location, representing 42.7% of the vote in the 2023 Provincial General Election and an 8.3% increase over the number of advance voters in the 2019 Provincial General Election.

Of the total ballots cast at advance voting locations, 166,732 were cast by electors using the vote anywhere service, representing 22% of the volume at advance voting locations. This is a decrease from the 2019 Provincial General Election, when 31.9% of the ballots at advance voting locations were cast using the vote anywhere service.

Figure 35: Percentage of Votes Cast using Vote Anywhere vs. In-Electoral Division



A total of 757,453 valid ballots were cast in advance. 242 electors chose to decline their ballot. A total of 942 ballots were rejected.



Advance Voting Volumes

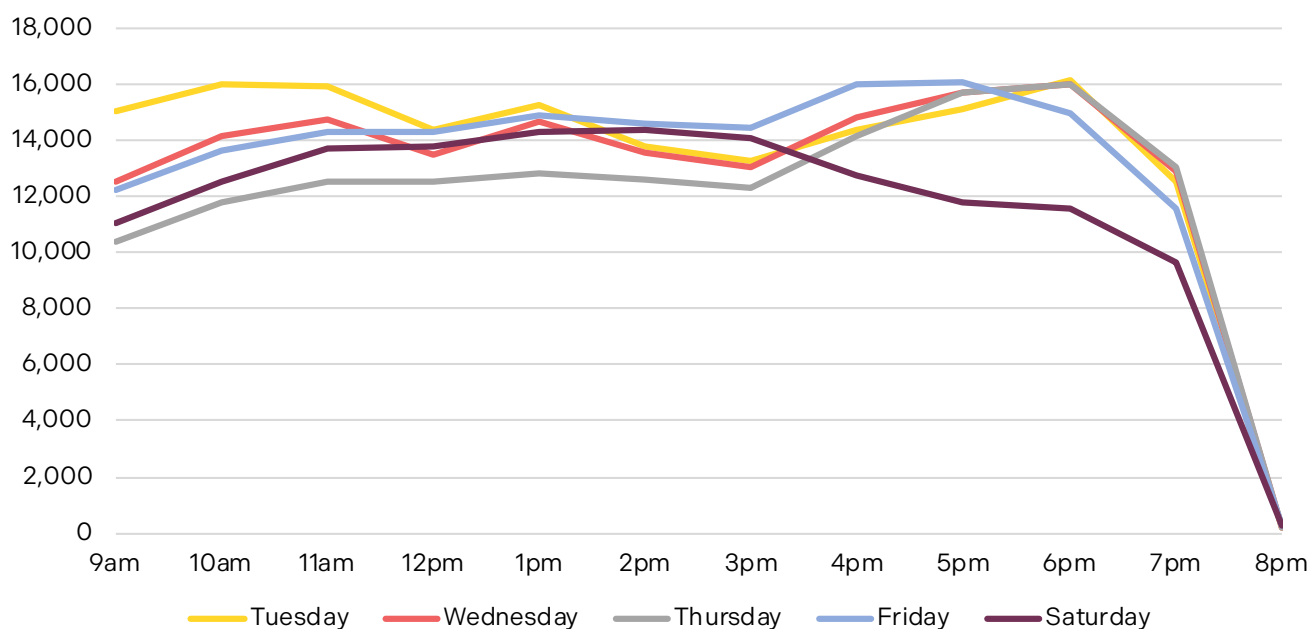
The three busiest locations in the province were malls in St. Albert, Sherwood Park, and Calgary as outlined below. These locations served an average of 210 to 229 electors per hour throughout the full five-day advance voting period.

Table 19: Top Advance Voting Places by Volume

Total Voters Served	Electoral Division	Location
12,553	83 - St. Albert	St. Albert Centre
12,452	81 - Sherwood Park	Sherwood Park Mall
11,559	01 - Calgary-Acadia	Southcentre Mall
10,756	14 - Calgary-Hays	McKenzie Towne Church
9,711	08 - Calgary-Edgemont	Foothills Alliance Church

The busiest days for advance voting were Tuesday, Wednesday, and Friday. Volumes on the weekdays peaked in the evening hours. On Saturday, though, peak volumes were seen between 1:00pm and 3:00pm as shown below.

Figure 36: Advance Voting Volumes by Hour and Day



Of the voters who voted at advance voting locations, 29.6% were 65 years or older in 2023, compared to 20.5% in the 2019 Provincial General Election. Most of these voters cast their ballots before 4:00pm. Voters between the ages of 25 and 54 peaked between 4:00pm and 7:00pm, while the 18-24 age group and 55-64 age group had consistent volumes throughout the day.

See figure 37 and 38 on the following page for more details.

Figure 37: Age of Voters at Advance Voting Locations

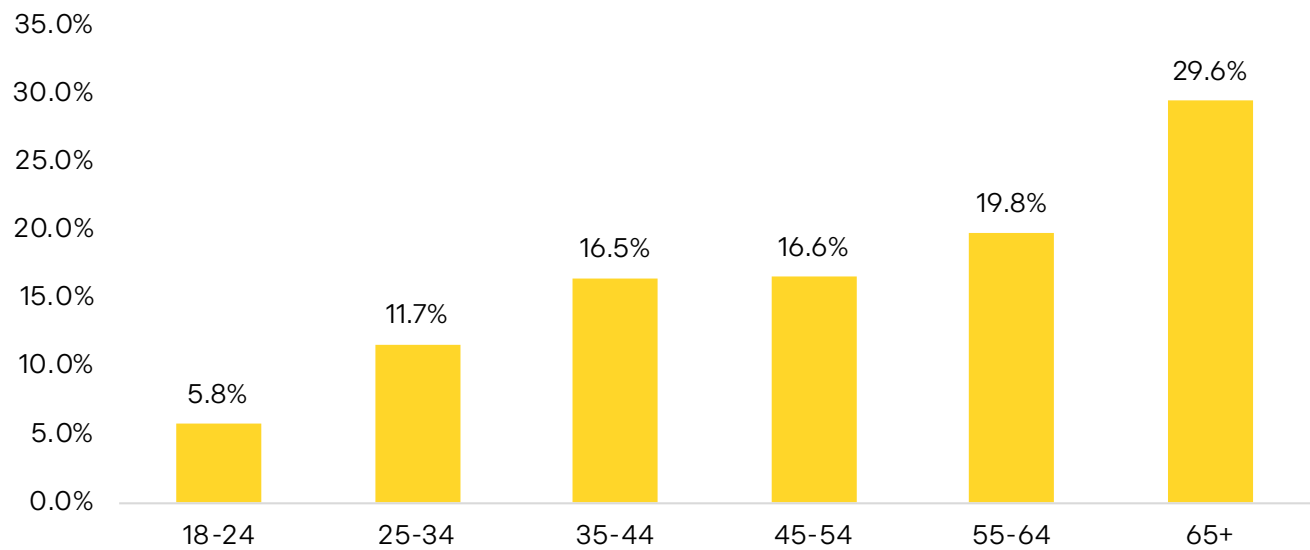
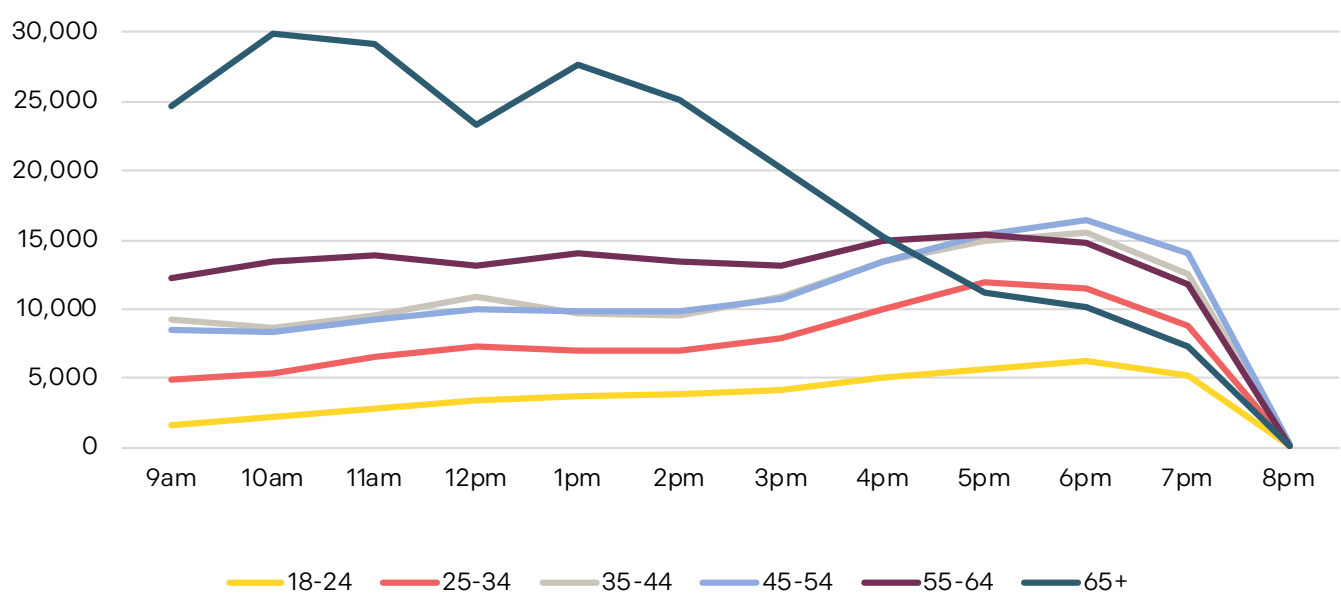


Figure 38: Advance Voting Volumes by Hour and Age



Mobile Voting

Mobile voting is offered to residents of supportive living and long-term care facilities, in-patients at hospitals and treatment centres, and electors receiving services at emergency shelters or community support centres. Facilities must have at least ten electors that are resident or receiving services at the facility to be eligible for a mobile voting station.

Staffing for a mobile voting station includes a Voting Officer and Record Clerk, along with a facility representative. They are allowed, by legislation, to set up a stationary voting station in a fixed location, go from bed-to-bed in the facility, or both, depending on the level of support required at each facility. Mobile voting services were provided at 691 facilities across the province by 1,402 election officers. This is an increase of 11.5% in the number of mobile voting locations from the 2019 Provincial General Election.

Mobile voting is traditionally held on Election Day; however, for the first time, mobile voting services could also be provided on any of the five days of advance voting. Returning Officers engaged with the operators of all eligible facilities in their electoral divisions to discuss the mobile voting opportunity in advance of the election to determine which locations were appropriate, and to establish the date(s) and times for mobile voting.

Operators of 389 locations selected one or more of the advance voting days for their mobile vote, 303 held the mobile vote on Election Day, and three locations had voting on both advance voting days and Election Day.



Table 20: Number of Mobile Voting Locations

Facility Type	Number
Supportive Living & Long-Term Care Facilities	554
Hospitals & Treatment Centres	102
Emergency Shelters	13
Community Support Centres	22
Total	691

A total of 24,667 voters cast their ballots at a mobile voting location, representing 1.4% of the total vote for the 2023 Provincial General Election. Of these, 24,282 were valid ballots, 97 were declined ballots, and 288 ballots were rejected during the count.

Election Day

Election Day was Monday, May 29, 2023. There were 4,714 voting stations established at 1,216 voting places across the province. These voting places were located as geographically close as possible to the assigned voting areas, with community centres, schools, and halls being the most common locations used. Unlike advance voting, electors who vote on Election Day can only vote at the voting location assigned for their current physical address.

As the fixed election date provided the opportunity to pre-arrange access to voting locations, eight School Boards scheduled a non-instructional day on Monday, May 29, 2023.

Non-instructional days were held by the following school boards:

- Calgary Catholic School Division
- Calgary Board of Education
- Canadian Rockies Public Schools
- Chinook's Edge School Division
- Medicine Hat Catholic Board of Education
- Medicine Hat Public School Division
- Northern Gateway School Division
- Red Deer Catholic Regional School Division

Schools in these districts were prioritized for use as a voting place as they are generally centrally located in communities, are barrier-free, and have large facilities than are conducive to set up as a voting place. Schools continue to be important locations for establishing voting places in all electoral divisions, and where students were on site on Election Day, additional measures and staffing were put in place to ensure that electors did not have access to the school at large.



Table 21: Election Day Voting Location by Building Type

	Schools	Community Centres	Church Hall	Other	Total
Calgary	197 (74%)	27 (10%)	32 (12%)	10 (4%)	266
Edmonton	157 (65%)	46 (19%)	32 (13%)	7 (3%)	242
Rest of Alberta	136 (19%)	422 (60%)	57 (8%)	93 (13%)	708
Total	450 (40%)	495 (41%)	121 (10%)	110 (9%)	1,216

A new staffing model was deployed for Election Day voting places as outlined on page 42. A total of 11,563 Albertans served as Voting Officers, Record Clerks, Registration Officers, Site Supervisors, and Information Officers at Election Day voting locations, which represented a 33.1% decrease compared to the 2019 Provincial General Election. A further 709 individuals were hired as Site Monitors, primarily in schools to manage the flow of electors in and out of the voting location.

The new staffing model resulted in efficiencies in the number of election officers hired, while reducing lineups at voting stations.



A total of 935,213 ballots were cast on Election Day, representing 52% of the vote.



This is a 18.8% decrease in the volume of votes cast at Election Day when compared to the 2019 Provincial General Election. Of these, 931,829 were valid ballots, 481 were declined ballots, and 2,903 ballots were rejected during the count. The following figures provide an overview of the number and percentage of votes cast by voting opportunity in provincial elections since 1993.

Figure 39: Number of Valid Votes by Opportunity from Provincial General Elections (1993–2023)

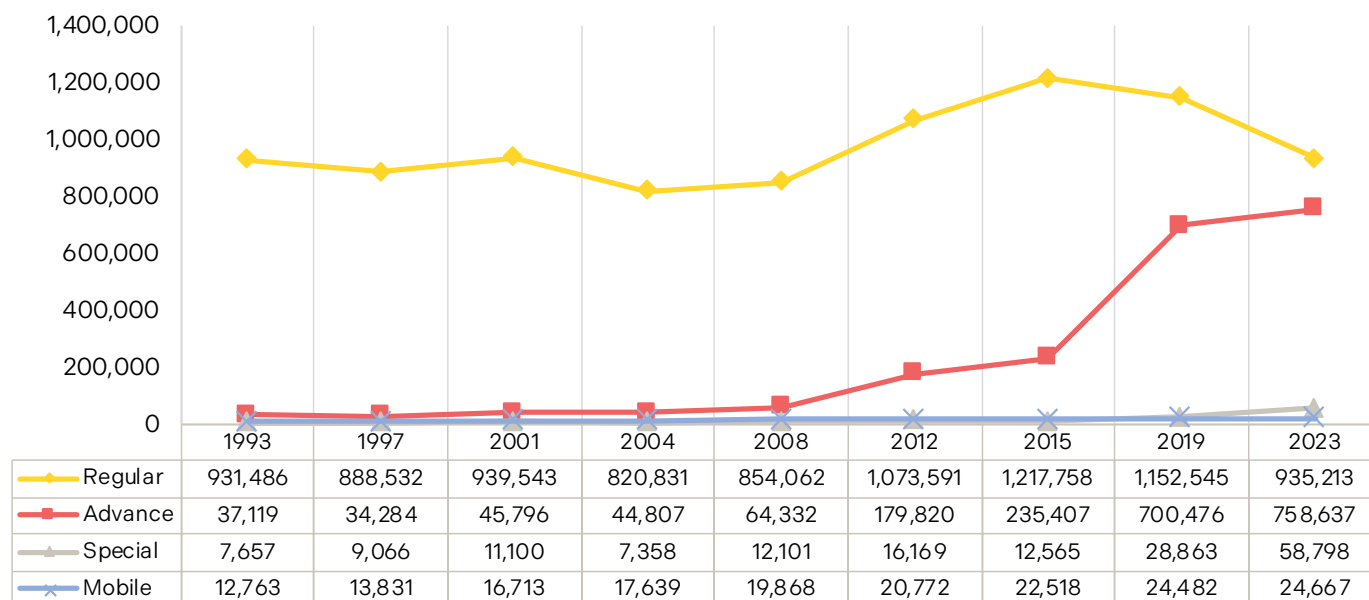
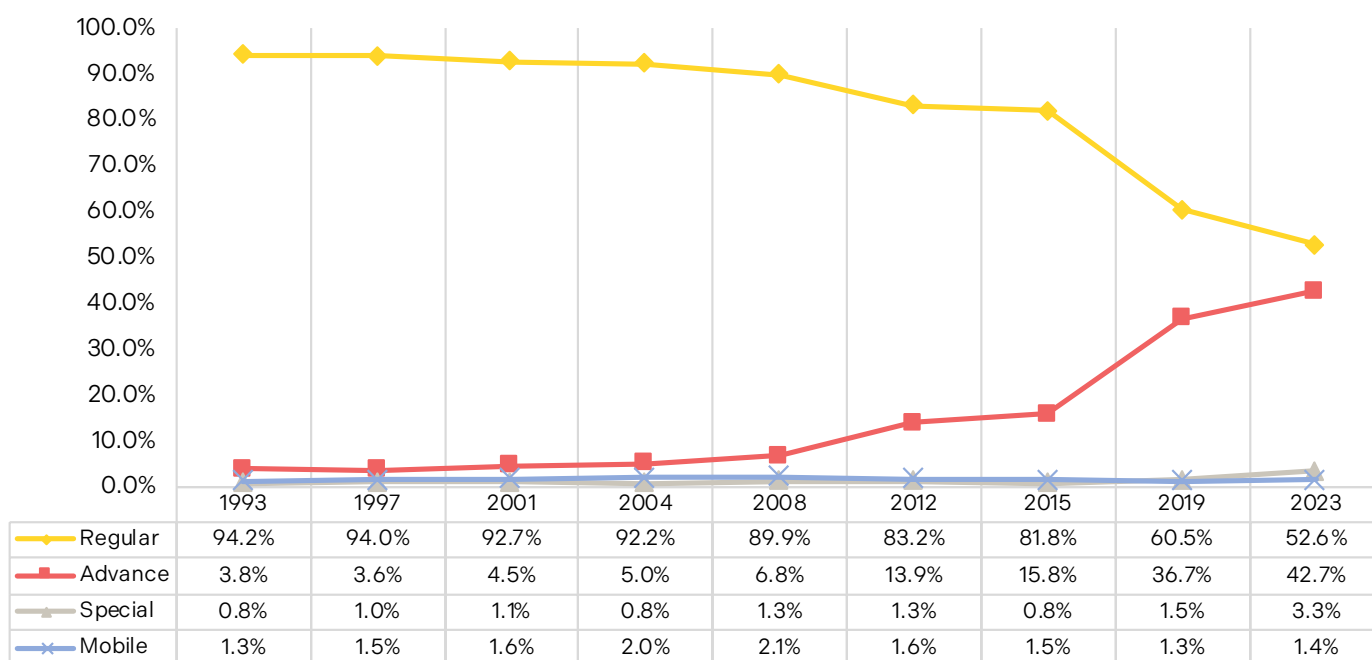
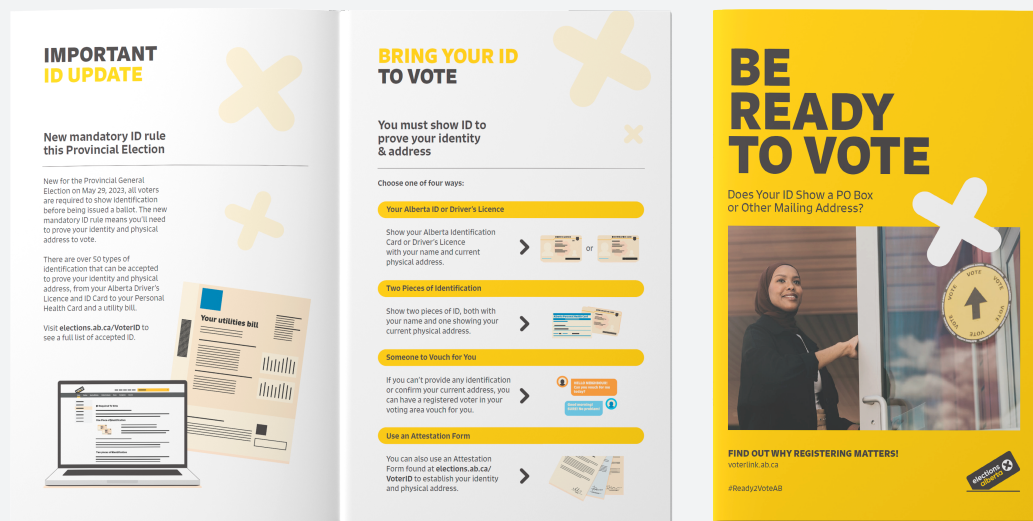


Figure 40: Percent of Valid Votes by Opportunity from Provincial General Elections (1993–2023)





Identification to Vote



The 2023 Provincial General Election was the first election that required all electors, not just those registering to vote, to prove their identity and current address.

There were several ways to do this, including:

- Providing one piece of Government-issued photo ID, including the voter's full name, current address, and a photo,
- Providing two pieces of ID, both containing the voter's full name and one that lists their current physical address,
- Having another registered elector with identification that resides in their voting area vouch for them, or
- Having an authorized signatory complete an attestation form.

Many electors only have a mailing address on their identification, particularly in rural areas of the province, which can pose a challenge to prove their physical address when voting. To alleviate this challenge, electors who were registered to vote at their current physical address could use their driver's licence or identification card with their current mailing address to vote. Electors, however, who were not registered to vote or needed to register at a new physical address needed to provide identification to prove their physical address or be vouched for by another elector with identification in their voting area.



Most electors met the identification requirements by showing either one piece or two pieces of identification, with 98.8% of voters presenting identification. A further 0.5% presented identification with a mailing address and completed the declaration process.

The remaining 0.7% of electors were vouched for by another elector or presented an attestation form. The tables below outline the method of identification verification used by electors in the 2023 Provincial General Election, with comparisons for electoral divisions in Calgary, Edmonton, and the rest of Alberta.

Table 23: Presented Identification with Name and Residential Address

Location	Amount
Calgary	553,684 (99.5%)
Edmonton	371,354 (99.5%)
Rest of Alberta	831,663 (98.1%)
Total	1,756,700 (98.8%)

Table 25: Presented Identification without Residential Address and Signed a Declaration of Physical Address

Location	Amount
Calgary	580 (0.1%)
Edmonton	318 (0.09%)
Rest of Alberta	8,107 (1.0%)
Total	9,005 (0.5%)

Table 22: Total Voters

Location	Amount
Calgary	556,401
Edmonton	373,381
Rest of Alberta	847,533
Total	1,777,315

Table 24: Vouched For by Another Elector in the Same Voting Area with Identification

Location	Amount
Calgary	2,043 (0.4%)
Edmonton	1,448 (0.4%)
Rest of Alberta	7,072 (0.8%)
Total	10,564 (0.6%)

Table 26: Presented an Attestation Form Signed by an Authorized Representative

Location	Amount
Calgary	94 (0.02%)
Edmonton	261 (0.07%)
Rest of Alberta	691 (0.08%)
Total	1,046 (0.06%)

Wildfire Response

The conduct of the 2023 Provincial General Election was significantly impacted by wildfire activity throughout the election period. Evacuation orders and alerts impacted many communities throughout the province, with wide-ranging impacts on all participants in the electoral process. Returning offices struggled to hire and train election officers in impacted electoral divisions, faced a continual need to relocate voting places and add new voting opportunities as fires moved, and dealt with the stress of having their own homes and communities at risk. Committed election officers continued to provide voting services, even when their own communities were evacuated, and many were willing to provide services in communities under evacuation alerts, ready to evacuate at a moment's notice. Candidates were challenged to travel and campaign throughout their electoral divisions, and many turned their efforts to supporting evacuees. Thousands of Albertans faced evacuation and many homes, communities, and key infrastructure were lost.

Conducting a Provincial General Election during this time was incredibly challenging and there were many calls to discontinue the election. The *Election Act*, however, outlines emergency provisions for the discontinuation of an election in an electoral division, as outlined on the following page.

This threshold only applies to one electoral division at a time and centres around the provision of voting on advance voting days and Election Day. While the Chief Electoral Officer can relocate voting locations, and adapt the hours of voting, the total voting hours must remain the same and the Chief Electoral Officer cannot adjourn any voting past Election Day.



No applications to the Court of King's Bench were made to discontinue the election in any electoral division.

Elections Alberta and returning office staff worked diligently to overcome the challenges presented by the wildfire situation, including:

- electors having been evacuated and no longer present in the electoral division to vote,
- previously planned voting places being used as evacuation centres,
- evacuated electors who became geographically dispersed,
- electors not having access to their identification documents,
- inability to staff a returning office or voting places or both,
- inability to access a returning office or voting places or both, and
- risk to health and safety of electors and election officers.

The following sections outline the steps taken by Elections Alberta to provide voting opportunities and access for all electors impacted by the Alberta wildfires.

Section 4(3.1)–(3.6) of the *Election Act*

Directives issued by the Chief Electoral Officer

4(3.1) Notwithstanding subsection (3), if, in the Chief Electoral Officer's opinion, an emergency, disaster, or an unusual or unforeseen circumstance requires delaying the opening of a voting place or interrupting voting at a voting place, the Chief Electoral Officer may adjourn voting at that voting place to another time on the same day at the same voting place or to the same time or another time on the same day at a different voting place if the emergency, disaster, or unusual or unforeseen circumstance

(a) has a significant effect on the ability of the Chief Electoral Officer or a returning officer to conduct an election,

(b) has a significant effect on the ability of electors to attend a voting place, or

(c) puts or may put the health or safety of persons in an electoral division at risk.

(3.2) The Chief Electoral Officer shall immediately notify registered political parties, registered candidates and registered candidates' official agents in the affected electoral division about any change in voting hours or the location of a voting place made under subsection (3.1) and publish the change on the Chief Electoral Officer's website and in any other manner the Chief Electoral Officer considers necessary.

(3.3) If a different voting place is fixed under subsection (3.1), the returning officer shall cause a conspicuous sign that clearly and accurately states the location of the new voting place to be attached to the original place where the voting place was to be located.

(3.4) Voting adjourned under subsection (3.1) must, when recommenced, continue so that the total number of hours the voting place is open for the purpose of voting is the same as that required under section 88(1)(c).

(3.41) Despite subsection (3.4), in the case of advance voting, voting adjourned under subsection (3.1)

(a) may be recommenced on another day, and

(b) must continue, when recommenced, so that the total number of hours the advance voting place is open for the purpose of voting is the same number of hours that the advance voting place was scheduled to be open.

(3.5) If the Chief Electoral Officer is of the opinion that an adjournment is insufficient to address the circumstances set out in subsection (3.1), the Chief Electoral Officer may apply to a judge of the Court to discontinue the election in any one or more electoral divisions and commence a new election at another day and time.

(3.6) If the Court grants the application under subsection (3.5),

(a) the election for the electoral division that is the subject of the application shall be discontinued,

(b) a new election for the electoral division that is the subject of the application shall be commenced under section 39 as if the election were a by-election within 6 months of the date of the application, and

(c) nominations of candidates previously filed remain valid for the new election.

Section 4(3.1)–(3.6) of the Election Act, RSA, c-E1

Expanded Special Ballot Access

On May 5, special ballot access was expanded so that electors could use the reason of “Displaced by emergency or disaster, such as fire or flood” to apply for a special ballot. These ballots were available by mail, at Elections Alberta, or at their local returning office.

This option was most effective for electors who were displaced earlier in the election period and had time to receive a ballot by mail or who were located close to their returning office. During the election period, 135 electors used this reason.

Elections Alberta also worked with the Wildfire Management Branch of Alberta Forestry, Parks and Tourism to distribute special ballots to wildland firefighters and emergency personnel. Special ballot packages were provided to Alberta Forestry, Parks and Tourism, who distributed them to command centres that did not have access to other voting opportunities. Completed ballot packages were either returned to local returning offices by senior foresters or transported by ministry personnel back to Elections Alberta. Locations, dates, and times of advance voting were also shared with the command centres, as the vote anywhere service offered during advance voting would allow all emergency personnel to cast their vote for their home electoral division. This option was selected by most command centres that were in close proximity to an advance voting place.

A customized process was developed for the wildland firefighter special ballot packages to ensure that votes cast would be counted for their home electoral division. Rather than receiving an application first and determining the voter’s electoral division prior to mailing the package, the information on the submitted package was used to determine the voter’s electoral division and deposit the ballot into the applicable ballot box at Elections Alberta head office. Voters and command centres were also provided with information on how to determine an elector’s electoral division and access candidate lists. As special ballot voting uses a write-in ballot and voters can write in a candidate or political party name, voters could identify a party name rather than look up candidate information.

To preserve secrecy of the vote these ballots were combined with the centralized special ballots at Elections Alberta for the count. There were 99 special ballots cast using this program.



▲ Photo Credit: Government of Canada, Reservists

Expanded Mobile Voting for Evacuation Centres

While advance voting naturally provides an opportunity for all electors, regardless of where they were located in the province, to cast their ballot for their home electoral division, electors voting in advance are required to show identification to prove their name and address or be vouched for. Electors voting in mobile voting places, however, are not required to show identification. By legislation, mobile voting can be provided in supportive living, treatment centres, emergency shelters, and community support centres.

Mobile voting was expanded and offered to all evacuation centres that were operating during advance voting days and were scheduled at eight locations.



Many evacuation centres that had operated earlier in the election period, such as in Edmonton, Calgary, Barrhead, Whitecourt, and Grande Prairie were no longer serving evacuees when advance voting opened, so did not require this service.



▲ Photo Credit: Kelly Burke from Alberta Wildfire Blog

A modified process was used for mobile voting in evacuation centres to allow electors to vote for the candidates in their electoral division and provide voting options for evacuees receiving services, firefighters, and other emergency personnel. All electors voting at the mobile voting station were required to complete a declaration to declare their eligibility to vote, their residential address, and that they had not already voted in the election. Election officers then determined the elector's electoral division and provided them with the candidate list for that electoral division. Write-in special ballots were used for this voting opportunity to allow electors to write in the name of the candidate or political party of their choice. The ballot boxes from these voting opportunities were transported back to Elections Alberta, so the ballots could be sorted into applicable electoral divisions. To preserve secrecy of the vote, these ballots were combined with the centralized special ballots at Elections Alberta for the count. 174 evacuees voted at the eight locations.

Relocation of Voting Places

Where a voting place became unavailable due to evacuation orders or the building was required for a different purpose such as a command centre or evacuation centre, at least one alternate voting place was identified for electors.

Returning Officers engaged with community leadership and emergency personnel frequently to identify potential risks to planned voting places and the best alternate options for electors.

The following list of electoral divisions outlines the impacts to voting places as of Election Day, May 29. It does not list the many communities that faced evacuations but were able to return home prior to voting days and did not have any impacts to their assigned voting location.



Drayton Valley-Devon

Drayton Valley was evacuated between May 4 and 16, 2023. Hiring and training of election officers continued to take place at the returning office in Devon. While the community re-opened prior to voting days, the advance and Election Day voting place was being used by the Canadian Armed Forces. The voting place was relocated, advertising was conducted on radio and social media, and roadside signage was placed at the original location to redirect voters.

Athabasca-Barrhead-Westlock

Swan Hills was evacuated between May 15 and 24, 2023. Advance voting on Tuesday, May 23 and Wednesday, May 24 could not be offered in Swan Hills. Advance voting in Swan Hills resumed at 9:00am on Thursday, May 25. Evacuated electors could vote at any advance voting location in the province during the closure, with the nearest locations being in Barrhead and Whitecourt.

Central Peace-Notley

Fox Creek was evacuated between May 5 and May 24, 2023. Advance voting on Tuesday, May 23 and Wednesday, May 24 could not be offered in Fox Creek. Advance voting in Fox Creek resumed at 9:00am on Thursday, May 25. Evacuated electors could vote at any advance voting location in the province during the closure, with the nearest locations being in Valleyview and Whitecourt.

Sturgeon Lake Cree Nation was evacuated between May 5 and May 25, 2023, with a phased re-entry plan that continued through June 14, 2023. Election Day voting was relocated to Valleyview, as utilities were not fully restored to the community as of Election Day. As some community members were evacuated to the River Cree in Enoch, a mobile station was also available to evacuees on May 26, 2023.

Continued on the next page.

Lesser Slave Lake

The M.D. of Opportunity (Chipewyan Lake) was evacuated between May 14 and June 7, 2023. Election Day voting was relocated to Wabasca-Desmarais, although community members who relocated to Slave Lake could also vote at Northern Lakes College – Slave Lake Campus. A mobile station was also available for evacuees at the Lakeview Sports Centre in Wabasca-Desmarais on Thursday, May 25.

East Prairie Métis Settlement was evacuated between May 5 and 24, 2023. Election Day voting was relocated to High Prairie, although community members who relocated to Slave Lake could also vote at Northern Lakes College – Slave Lake Campus. A mobile station was also available for evacuees at Elks Rodeo in High Prairie on Wednesday, May 24. While the evacuation orders lifted for the community before Election Day, the original voting place in the community did not have power restored in time to use as a voting place and administration requested voting on Election Day be offered in High Prairie.

Peavine Métis Settlement was evacuated between May 16 and May 25, 2023. Settlement Administration was able to accommodate Election Day voting in the community, with a new location identified, as the original location was needed to house community members. As some community members may not have returned to the community prior to Election Day, electors could also vote in Slave Lake at the Northern Lakes College – Slave Lake Campus.

Peace River

Dene Tha' First Nation - Chateh was evacuated between May 13 and June 5, 2023. Election Day voting was relocated to High Level, although community members who did not relocate to High Level could also vote in Meander River, Fort Vermilion, La Crete, or the Tall Cree Band Office – North. A mobile station was also available for evacuees at the Four Chiefs Complex in Bushe River on Saturday, May 27.

The Little Red River Cree Nation was significantly impacted with the evacuation of Fox Lake between May 3 and July 15 and the evacuation of vulnerable individuals and elders from Garden River. With many community members relocated to John D'Or Prairie, there was no longer room in the community to offer full-day Election Day voting. Electors from the Little Red River Cree Nation were offered voting options in High Level, Fort Vermilion, La Crete, Paddle Prairie, Rocky Lane, and the Tall Cree Band Office – North. A mobile voting station was also established in John D'Or Prairie on Thursday, May 25 for all residents and evacuees.

Rainbow Lake was evacuated between May 6 and June 4, 2023. Election Day voting was relocated to High Level, although community members who relocated to La Crete could also vote at the La Crete Arena. A mobile station was also available for evacuees at the High Level Town Office and Eagles Nest Ministry on Friday, May 26.

Returning Office Impacts

Returning offices provide services to electors and political participants during the election period, as well as hire, train, and equip election officers to work at voting places. Two returning offices were impacted by evacuations during the election period.



West Yellowhead Returning Office

Edson was evacuated between May 5 and May 8, 2023. The returning office was closed during this time, with services offered virtually or via Elections Alberta's head office.

Central Peace-Notley Returning Office

Valleyview was evacuated between May 15 and May 18, 2023. The main returning office was closed during this time; however, services continued to be provided at the satellite returning office in Fairview.

Advertising

Advertising for displaced electors occurred province-wide encouraging these electors to vote in advance and take advantage of the vote anywhere service. Media interviews and social media were primarily used for these messages.

For electoral divisions that experienced changes in voting places, advertisements were targeted to the electoral division or communities, where possible. These ads ran on social media, through local radio stations, and placement of billboards, where access to the original voting place was possible.

The Elections Alberta website was also maintained with the list of voting options for displaced electors and emergency personnel, as well as the list of voting place changes. The Where to Vote Application was also updated with each change and electors were referred to this site to confirm their voting options.

Additional advertising was used throughout the election period to communicate with displaced electors and electors impacted by voting place changes.



5

The Count and Results Reporting

Introduction and Key Dates

Following the close of voting on election night, election officers at all voting places and returning offices commence the count of ballots. As counts are completed, results are made available to the public through the Elections Alberta website.



The election night count is referred to as the unofficial count, which is later verified during the official count completed by Returning Officers in the days following the election. Following the official count, Returning Officers complete the Statement of Official Results and declare the elected candidate in their electoral division.

On the tenth day after Election Day, the Chief Electoral Officer announces the results of the election in all electoral divisions and prepares to publish the results in the Alberta Gazette. Once the announcement of official results is made, there are eight days available for candidates to apply for a judicial recount in their electoral division.

Once the results are published in the Alberta Gazette, there are 30 days available for a petition for a controverted election in an electoral division to be submitted to the Court of King’s Bench and for candidates and their official agents to request to inspect election documents.

The timeline outlines the dates that applied to the 2023 Provincial General Election for the completion of the count, announcing results, and post-election deadlines.

**Due to the judicial recount, results for Calgary-Acadia and Calgary-Glenmore were published in The Alberta Gazette on July 15, 2023 extending their deadline for inspection of election documents and filing controverted election petitions to August 14, 2023.*

- May 29**
Unofficial Count
- May 30 – June 7**
Official Count
- June 8**
Announcement of Official Results
- June 15**
Deadline for Judicial Recount Applications
(Two judicial recount applications were received on June 14, 2023.)
- June 19 – 23**
Judicial Recount: Calgary-Acadia and Calgary-Glenmore
- June 30**
Results Published in Alberta Gazette*
- July 30**
Inspection of Election Documents Deadline and Filing Controverted Election Petitions Deadline*



Unofficial Count

The unofficial count for all votes cast occurred after voting closed at 8:00pm on Election Day. Ballots cast at Election Day voting places were counted at the voting place, whereas the unofficial count of advance voting, mobile voting, and special ballots was completed at the returning office in most electoral divisions. A centralized count of special ballots returned by mail was completed at Elections Alberta's head office.

While results began to be reported later in 2023 than they were in 2019, all unofficial results were reported on election night.

Additional staff were hired to support the unofficial counts conducted at returning offices on election night and to receive supplies as they were returned from Election Day voting locations. Returning Officers coordinated the counting and closing activities at their office. Election officers responsible for conducting mobile voting were employed to support the activities in the returning office after completing the unofficial count for their mobile voting location, which often included completing the count of special ballots at the returning office.

Results started being published at 8:15pm, with the final unofficial results entered at 2:30am. In the 2019 Provincial General Election, results started being published at 8:05pm with the final local results entered at 1:11am on election night and the vote anywhere advance voting results released three days later, after a centralized count, on April 19, 2019.

Advance Voting

Reporting all unofficial results on election night was made possible by the use of tabulators to count the ballots from all electoral divisions at most advance voting locations. Following the close of advance voting on Saturday, May 27, 2023, the tabulators were returned to the returning office in each electoral division. Each tabulator remained locked, sealed, and stored in a secure location within the returning office until Election Day.

Beginning no earlier than 7:30pm, returning office staff removed the tabulators from secure storage and began setting up for unofficial results. At 8:00pm on Election Day, results for all advance voting locations were printed at the returning office. Each tabulator contained results for each of the 87 electoral divisions equating to results for 349 candidates. Depending on the total votes cast on the tabulator, printing results took between ten and 30 minutes to fully complete.

In accordance with the Advance Voting Directive for the 2023 Provincial General Election, tabulators were prohibited from being connected to an electronic network. This meant that the results from each tabulator for all 87 electoral divisions were manually transcribed to a Statement of Vote for each voting location, which required on average 30 minutes to complete. This transcribed statement was then manually entered into Elections Alberta's results database, which required on average 20 minutes per location to complete. When an advance voting location had multiple tabulators, the results from each tabulator at the location were manually combined before the results for the location were published.

Prior to publishing results, an election worker completed an audit of the transcribed Statement of Vote with what was entered into the results database to ensure accuracy.



Reporting results for advance voting was an extremely strenuous manual process that required a considerable amount of resources and time on election night. The process ensured that tabulators were never connected to a network.

Election Day

Ballots cast at Election Day voting locations were counted at the voting place. To align with the new staffing model used for the 2023 Provincial General Election, election officers at each voting location worked in collaboration to sort and count the ballots from the single ballot box using a new counting procedure.

All election officers were trained in the new procedure and the Site Supervisor at each voting place was responsible for assigning each election officer to a role. At least two election officers were assigned to remove the ballots from the ballot box and distribute them to counting teams, which consisted of two election officers, and ensured that once the ballot box was open it was never left unattended. After receiving ballots, the counting teams sorted the ballots into separate piles for each candidate and completed a count of the ballots one candidate at a time. After the counting teams completed their count and confirmed their results, they provided their results to the Site Supervisor. The Site Supervisor was responsible for consolidating the results from each counting team and reporting the results for the voting location to the returning office.

Scrutineers who were present at the voting place prior to the close of voting were permitted to observe the count.

In previous elections, when there was a ballot box for each voting station, the two election officers assigned to work at each voting station were responsible for counting the ballots in the ballot box at their station. While the number of people conducting the count at each voting place was comparable to previous elections, the procedures used were new to reflect the use of a single ballot box for each voting location and included an additional step of consolidating the results from each counting team to determine the results for the voting location.


In the previous counting model, depending on how many votes were cast for a voting area, some election workers completed their counts much faster than others, which led to increased stress on election workers who had a higher number of ballots cast in the voting areas they were assigned. This increased stress often led to mistakes and frustrations after already working more than 12 hours.

The new counting process recognized that election workers work an extremely long day, and the processes and procedures were streamlined to mitigate further strain on the workers. Site Supervisors were required to take a more active role in the counting process, most notably to assign roles during the count, provide instruction prior to the beginning of the count, and to combine the results from each counting team prior to reporting the results for the location.



Mobile Vote

At the close of voting at each facility, mobile voting ballot boxes were sealed and secured by the election officers who staffed the mobile vote. At the close of the vote on Election Day, mobile voting ballots were hand counted by two election officers at either the returning office or an Election Day voting place designated by the Returning Officer. When a mobile voting team provided mobile voting services at more than one facility, a single ballot box was used and the results for all locations were reported together.



Special Ballots


A centralized count of special ballots returned by mail and those completed by emergency response personnel and evacuees at evacuation centres was completed at Elections Alberta's head office in Edmonton. A Returning Officer and 20 counting teams, consisting of two election officers per team, were appointed and trained to count the special ballots for all 87 electoral divisions. The centralized count commenced at the close of voting at 8:00pm and unofficial special ballot results were published as they were completed for each electoral division, with the final count completed at 12:15am.

Political parties were invited to appoint scrutineers to observe the conduct of the centralized unofficial special ballot count and scrutineers were always present during this count at Elections Alberta's head office.

Special ballots completed in person or dropped off at the returning office were hand counted at the returning office after the close of voting by election officers appointed and trained for this count. These results were reported separately from those returned by mail.

When candidates appointed scrutineers to observe the conduct of the unofficial count at the returning office, they were able to observe all unofficial counting activities that were conducted at that office, including the hand counts of special ballots and mobile voting ballots, as well as the generation and transcription of advance voting results from tabulators.





Official Count

Following the completion of the unofficial count, election officers were required to return all ballot boxes, supplies, and materials to the returning office. In the days following Election Day, Elections Alberta and the Returning Officers complete either an official verification or official count.

As defined in the *Election Act*, a full official count is completed if the difference between the votes for the candidate with the highest number of votes and the candidate with the next highest number of votes is 100 or less. If the vote difference was 101 or more, an official verification is conducted.

Returning Officers provided advance written notice to candidates and their official agents of the date, time, and place of the official verification / count, including information regarding the verification / count occurring at Elections Alberta head office in Edmonton. The candidate, official agent, and candidate-appointed scrutineers were able to observe the process in both locations.



Official Verification & Official Count – Elections Alberta

On June 1, 2023, Elections Alberta conducted the official verification / official count for all mail-in special ballots and vote anywhere advance voting locations. The count process is detailed on the following pages.

Special Ballots

An official count for all mail-in special ballots for Calgary-Acadia and Calgary-Glenmore was completed given the difference of votes between the candidate with the highest number of votes and the candidate with the second highest number of votes was less than 100. During this process, the ballot boxes were opened, and the ballots were recounted from all ballot envelopes.

For all other electoral divisions, a verification was completed to review the objected to and rejected ballots and review the decisions during the unofficial count. All Statements of Vote were reviewed to ensure accuracy and balancing against the ballots counted and special ballots mailed to electors.

All political parties received notice of the official count / verification on May 19, 2023. Parties were permitted five scrutineers for the purpose of observing the official verification / count of special ballots.

Advance Voting

In preparation for the official count / verification on June 1, Returning Officers prepared official verification boxes with all the information and materials necessary for Elections Alberta to conduct the count. These boxes were transferred to Elections Alberta on May 30, 2023.

The verification boxes included all spoiled and declined ballot envelopes, all close of voting ballot accounting forms, all unread ballot envelopes, the statements of vote worksheet packages for each voting location, the tabulator tape rolls from each tabulator, the back-up USB sticks from each tabulator, and the records from pre-election logic and accuracy testing.



Once the boxes were received, each was opened to confirm that all items from each electoral division had been received. The back-up USB sticks from each of the tabulators were removed from the box and processed by:

- Comparing the name on the stick against the list of tabulator names deployed in each electoral division. Once all USB sticks were confirmed to be returned, working one-by-one, the USB sticks were loaded into the Electionware software. This process was completed one electoral division at a time.
- The Electionware software was operated on two independent computer systems, neither being connected to the internet at any time.
- Each USB stick was inserted into the first computer system and the contents uploaded into Electionware. After the first upload was complete, the same USB stick was then provided to the second computer system for the process to be repeated.
- Once all USB sticks were completed for a single electoral division, the number of votes uploaded was compared against both computer systems to confirm that they matched before proceeding to the next electoral division.
- The process continued until the results from all tabulators were successfully uploaded.

During the official count, the verification boxes for each electoral division were opened one at a time by election officers who:

- Reviewed the pre-election logic and accuracy form to confirm that each tabulator passed the pre-test.
- Reviewed the Statement of Vote worksheet package for each voting place to confirm that all numbers were transcribed from the tabulator tapes correctly, all totals were recorded correctly, and any discrepancies were noted.
- Reviewed any ballots that could not be read by the tabulator to confirm that the vote counts for each ballot were recorded accurately in the Statement of Vote worksheet package during the unofficial count.
- Reviewed all spoiled and declined ballots for each voting place and completed a count of spoiled and declined ballots by electoral division.

Election officers responsible for updating the official results worked in pairs to review each electoral division and updated the official results for that electoral division based on the verification during the official count process.

All political parties received notice of the official count / verification on May 19, 2023. The notice included that the count / verification for all advance voting results would be completed as set out in the Advance Voting Directive. The parties were permitted to appoint up to six scrutineers for the purpose of observing the advance voting official verification process.

Official Verification & Official Count – Returning Offices

Returning Officers conducted the official verification / count process for all ballots cast at Election Day and mobile voting locations, as well as the special ballots cast in person at the returning office.



During the official count, all ballot boxes were opened, and the ballots were recounted from all ballot envelopes, including valid ballots for each candidate, rejected ballots, spoiled ballots, and declined ballots. In addition, each voting record was reviewed, and the total number of electors reported as voted was confirmed.

Calgary-Acadia and Calgary-Glenmore completed official counts on June 2–3, 2023. The remaining 85 electoral divisions completed an official verification on June 2, 2023.

During the official verification, the Returning Officer and Election Clerk reviewed the objected to and rejected ballots to assess and confirm the decisions on those ballots during the unofficial count. The voting record was reviewed to confirm the total number of electors reported as voted.

Lastly, the Returning Officer reviewed the Statement of Vote to confirm that it balanced against the total number of electors who voted, and the total number of ballots counted during the unofficial count. If the statement did not balance, the Returning Officer and Election Clerk reviewed all the voting place documentation to identify if there was a recording error. If no error could be found and the Statement of Vote remained unbalanced, the Returning Officer and Election Clerk completed a full recount of all the ballots to confirm vote totals.

Official Announcement of Results

The Writs of Election for each electoral division, and the Returning Officer's Certificate and Return, certifying the result of the outcome of each electoral division were returned to the Chief Electoral Officer on June 7, 2023.

The official results included the unofficial voter turnout and a complete electoral division result, including spoiled, declined, and rejected ballot counts. Upon announcement of the official results, the eight-day timeframe for applications for judicial recount commenced.

Electoral division results, other than for Calgary-Acadia and Calgary-Glenmore, were published in the June 30, 2023 issue of the Alberta Gazette. Results for Calgary-Acadia and Calgary-Glenmore were published in the July 15, 2023 issue of the Alberta Gazette following the certification of results following judicial recounts.

The Chief Electoral Officer announced the General Election official results on Thursday, June 8, 2023, ten days after Election Day.



Members Elected to the 31st Legislative Assembly

The Chief Electoral Officer announced the official results of the 2023 Provincial General Election on Thursday June 8, 2023. The following candidates were declared duly elected.

Refer to Appendix K for candidate results and percentage of vote by electoral division and Appendix L for the elected candidate and party affiliation in 2023 compared to the incumbent to the position, as of the dissolution of the Legislative Assembly.

For full details of election results by voting place and voting option, and for maps of the electoral divisions, see the 2023 Provincial General Election Statement of Vote.

Table 27: Members Elected

Electoral Division	Elected Candidate	Party
01 - Calgary-Acadia	Diana Batten	NDP
02 - Calgary-Beddington	Amanda Chapman	NDP
03 - Calgary-Bow	Demetrios Nicolaides	UCP
04 - Calgary-Buffalo	Joe Ceci	NDP
05 - Calgary-Cross	Mickey Amery	UCP
06 - Calgary-Currie	Janet Eremenko	NDP
07 - Calgary-East	Peter Singh	UCP
08 - Calgary-Edgemont	Julia Hayter	NDP
09 - Calgary-Elbow	Samir Kayande	NDP
10 - Calgary-Falconridge	Parmeet Singh Boparai	NDP
11 - Calgary-Fish Creek	Myles McDougall	UCP
12 - Calgary-Foothills	Court Ellingson	NDP
13 - Calgary-Glenmore	Nagwan Al-Guneid	NDP
14 - Calgary-Hays	Richard William (Ric) McIver	UCP
15 - Calgary-Klein	Lizette Tejada	NDP
16 - Calgary-Lougheed	Eric Bouchard	UCP
17 - Calgary-Bhullar-McCall	Irfan Sabir	NDP
18 - Calgary-Mountain View	Kathleen Ganley	NDP
19 - Calgary-North	Muhammad Yaseen	UCP
20 - Calgary-North East	Gurinder Brar	NDP
21 - Calgary-North West	Rajan Sawhney	UCP
22 - Calgary-Peigan	Tanya Fir	UCP
23 - Calgary-Shaw	Rebecca Schulz	UCP

Results continue on the next page.

Table 27: Members Elected *Continued*

Electoral Division	Elected Candidate	Party
24 - Calgary-South East	Matt Jones	UCP
25 - Calgary-Varsity	Luanne Metz	NDP
26 - Calgary-West	Mike Ellis	UCP
27 - Edmonton-Beverly-Clareview	Peggy Wright	NDP
28 - Edmonton-Castle Downs	Nicole Goehring	NDP
29 - Edmonton-City Centre	David Shepherd	NDP
30 - Edmonton-Decore	Sharif Haji	NDP
31 - Edmonton-Ellerslie	Rod Loyola	NDP
32 - Edmonton-Glenora	Sarah Hoffman	NDP
33 - Edmonton-Gold Bar	Marlin Schmidt	NDP
34 - Edmonton-Highlands-Norwood	Janis Irwin	NDP
35 - Edmonton-Manning	Heather Sweet	NDP
36 - Edmonton-McClung	Lorne Dach	NDP
37 - Edmonton-Meadows	Jasvir Deol	NDP
38 - Edmonton-Mill Woods	Christina Gray	NDP
39 - Edmonton-North West	David Eggen	NDP
40 - Edmonton-Riverview	Lori Sigurdson	NDP
41 - Edmonton-Rutherford	Jodi Calahoo Stonehouse	NDP
42 - Edmonton-South	Rhiannon Hoyle	NDP
43 - Edmonton-South West	Nathan Ip	NDP
44 - Edmonton-Strathcona	Rachel Notley	NDP
45 - Edmonton-West Henday	Brooks Arcand-Paul	NDP
46 - Edmonton-Whitemud	Rakhi Pancholi	NDP
47 - Airdrie-Cochrane	Peter Guthrie	UCP
48 - Airdrie-East	Angela Pitt	UCP
49 - Athabasca-Barrhead-Westlock	Glenn Van Dijken	UCP
50 - Banff-Kananaskis	Sarah Elmeligi	NDP
51 - Bonnyville-Cold Lake-St. Paul	Scott Cyr	UCP
52 - Brooks-Medicine Hat	Danielle Smith	UCP
53 - Camrose	Jackie Lovely	UCP
54 - Cardston-Siksika	Joseph Schow	UCP
55 - Central Peace-Notley	Todd Loewen	UCP

Results continue on the next page.

Table 27: Members Elected *Continued*

Electoral Division	Elected Candidate	Party
56 - Chestermere-Strathmore	Chantelle de Jonge	UCP
57 - Cypress-Medicine Hat	Justin Wright	UCP
58 - Drayton Valley-Devon	Andrew Boitchenko	UCP
59 - Drumheller-Stettler	Nate Horner	UCP
60 - Fort McMurray-Lac La Biche	Brian Jean	UCP
61 - Fort McMurray-Wood Buffalo	Tany Yao	UCP
62 - Fort Saskatchewan-Vegreville	Jackie Armstrong-Homeniuk	UCP
63 - Grande Prairie	Nolan Dyck	UCP
64 - Grande Prairie-Wapiti	Ron Wiebe	UCP
65 - Highwood	R.J. Sigurdson	UCP
66 - Innisfail-Sylvan Lake	Devin Dreeshen	UCP
67 - Lac Ste. Anne-Parkland	Shane Getson	UCP
68 - Lacombe-Ponoka	Jennifer Johnson	UCP
69 - Leduc-Beaumont	Brandon Luntz	UCP
70 - Lesser Slave Lake	Scott Sinclair	UCP
71 - Lethbridge-East	Nathan Neudorf	UCP
72 - Lethbridge-West	Shannon Phillips	NDP
73 - Livingstone-Macleod	Chelsae Petrovic	UCP
74 - Maskwacis-Wetaskiwin	Rick Wilson	UCP
75 - Morinville-St. Albert	Dale Nally	UCP
76 - Olds-Didsbury-Three Hills	Nathan Cooper	UCP
77 - Peace River	Dan Williams	UCP
78 - Red Deer-North	Adriana LaGrange	UCP
79 - Red Deer-South	Jason Stephan	UCP
80 - Rimbey-Rocky Mountain House-Sundre	Jason Nixon	UCP
81 - Sherwood Park	Kyle Kasawski	NDP
82 - Spruce Grove-Stony Plain	Searle Turton	UCP
83 - St. Albert	Marie Renaud	NDP
84 - Strathcona-Sherwood Park	Nate Glubish	UCP
85 - Taber-Warner	Grant Hunter	UCP
86 - Vermilion-Lloydminster-Wainwright	Garth Rowsell	UCP
87 - West Yellowhead	Martin Long	UCP

Summary of Results by Party Affiliation

Of the 349 candidates that were nominated for election in the 2023 Provincial General Election, 327 were affiliated with one of the registered political parties and 22 were independent. Of the 87 elected, 49 were affiliated with the United Conservative Party and 38 were affiliated with the Alberta New Democratic Party.

The table below outlines the total candidates nominated, elected, and percentage of the vote received by party affiliation.

Table 28: Summary of Results by Party Affiliation

Registered Political Party or Independent	Candidates Nominated	Candidates Elected	Votes Received	Percentage of Vote
Advantage Party of Alberta	4	0	701	0.0%
Alberta Liberal Party	13	0	4,259	0.2%
Alberta New Democratic Party	87	38	777,404	44.0%
Alberta Party	19	0	12,576	0.7%
Communist Party - Alberta	3	0	379	0.0%
Green Party of Alberta	41	0	13,457	0.8%
Independent (No Party Affiliation)	22	0	12,162	0.7%
Pro-Life Alberta Political Association	1	0	90	0.0%
Reform Party of Alberta	1	0	132	0.0%
Solidarity Movement of Alberta	38	0	4,664	0.3%
The Buffalo Party of Alberta	1	0	106	0.0%
The Independence Party of Alberta	14	0	5,045	0.3%
United Conservative Party of Alberta	87	49	928,900	52.6%
Wildrose Independence Party of Alberta	2	0	820	0.0%
Wildrose Loyalty Coalition	16	0	4,220	0.2%

Percentages may not add up to 100% due to rounding.

Refer to Appendix M for the distribution of seats in the Legislative Assembly by political affiliation from 1905 to 2023.

Voter Turnout

While an estimate of voter turnout is provided with the Announcement of Official Results, voter turnout is recalculated using the Post Election Day List of Electors. This provides a more accurate calculation as it accounts for changes to the List of Electors received during the election period that were processed during post-election data entry. This ensures that electors who have moved are not double counted in the List (the location that they were previously registered at and the new location), electors who are deceased or moved are removed from the list, and new electors are reflected in the correct electoral division and voting area.

The table below provides comparative voter statistics for general elections held between 1971 and 2023.

The official voter turnout for the 2023 Provincial General Election was 60.5%

Voter turnout by electoral division is available in the 2023 Provincial General Election Statement of Vote.

Table 29: Overall Summary of Ballots Cast and Percentage of Voter Turnout, 1971-2023

Election	Valid	Rejected	Declined	Ballots Cast	Names on List	Voter Turnout
2023	1,764,915	11,556	844	1,777,315	2,939,762	60.5%
2019	1,896,542	8,970	854	1,906,366	2,824,309	67.5%
2015	1,488,248	5,122	2,034	1,495,404	2,622,775	56.7%
2012	1,290,352	7,264	558	1,298,174	2,387,485	54.4%
2008	950,363	3,100	314	953,777	2,350,045	40.6%
2004	890,635	3,597	359	894,591	1,982,843	45.1%
2001	1,013,152	2,389	303	1,015,844	1,902,906	53.4%
1997	945,713	2,379	246	948,338	1,764,128	53.8%
1993	989,025	2,206	241	991,472	1,646,729	60.2%
1989	829,189	2,051	-	831,240	1,550,867	53.6%
1986	713,654	1,722	-	715,376	1,514,182	47.3%
1982	944,936	2,708	-	947,644	1,435,752	66.0%
1979	710,963	2,691	-	713,654	1,215,490	58.7%
1975	590,170	2,184	-	592,354	994,158	59.6%
1971	639,862	4,685	-	644,547	895,442	74.5%

Post-Election Activity

Following the announcement of Official Results, the *Election Act* provides timelines for judicial recount, inspection of election documents, and controverted elections.

Judicial Recount

Applications for judicial recount must be submitted to the Court of King's Bench no later than eight days after the announcement of official results. For the 2023 Provincial General Election, this date was June 15, 2023.

On June 14, 2023, applications for judicial recount were filed with the Court of King's Bench for the Calgary-Acadia and Calgary-Glenmore electoral divisions. Elections Alberta was served notice of the applications on June 14, 2023.

Following the unofficial results in Calgary-Acadia and Calgary-Glenmore, Elections Alberta began material preparation for a possible judicial recount. This included locating the 9,617 ballots cast for Calgary-Acadia and the 11,383 ballots cast for Calgary-Glenmore as part of the vote anywhere advance voting.

All advance voting ballots needed to be transported back to Elections Alberta immediately to begin locating the necessary ballots since they were stored by voting location in each of the 87 electoral divisions. Significant resourcing was required to manually locate the ballots from the 758,637 ballots cast during the advance voting period. All ballots were first located and then accounted for in preparation for the judicial recount.

26,000 Ballots

The judicial recount for Calgary-Glenmore took place on June 19 and 20, 2023, at the Calgary Courts Centre, where four counting teams of Returning Officers and Election Clerks provided a full recount of the 26,000 ballots cast.

22,728 Ballots

The judicial recount for Calgary-Acadia took place on June 22 and 23, 2023, at the Calgary Courts Centre, with the same four counting teams of Returning Officers and Election Clerks who completed a full recount of the 22,728 ballots cast.

All ballots cast in the 2023 Provincial General Election, including advance voting, Election Day, mobile voting, and special ballots, were hand counted in the presence of candidates, their official agents, appointed candidate scrutineers, and the Honourable Justice Devlin, Court of King's Bench.

Following the judicial recount, Diana Batten (Calgary-Acadia) and Nagwan Al-Guneid (Calgary-Glenmore) of the Alberta New Democratic Party continued to be the elected candidates.

The timeline to complete the judicial recount as per the timeframe identified in the legislation was very challenging for the courts and Elections Alberta to accomplish.

Applications must be made for a judicial recount within eight days following the announcement of official results. The application for the recounts were filed one day prior to that deadline. Once an application is filed, the court must set the date for the recount within the next ten days.

Table 30: Timeline of the Calgary-Acadia & Calgary-Glenmore Judicial Recount

Date	Timeline Activities
June 5-16, 2023	Elections Alberta prepares all ballots and materials for court
June 14, 2023	Application for Judicial Recount filed
June 14, 2023	Elections Alberta receives notice of filing
June 15, 2023	Elections Alberta identifies four counting teams to assist with the recount
June 16, 2023	Pre-hearing conference scheduled with Honourable Justice Devlin
June 19, 2023	Elections Alberta delivers ballots to secure storage at Calgary Courts Centre
June 19-20, 2023	Judicial Recount for Calgary-Glenmore is completed
June 22, 2023	Appeal period for Calgary-Glenmore recount
June 23, 2023	Recount results for Calgary-Glenmore updated online
June 22-23, 2023	Judicial Recount for Calgary-Acadia is completed
June 27, 2023	Appeal period for Calgary-Acadia recount
June 28, 2023	Recount results Calgary-Acadia updated online



Had Elections Alberta not taken action on May 30 to start preparing for potential judicial recounts, the timeline would not have been achievable.

Inspection of Election Documents

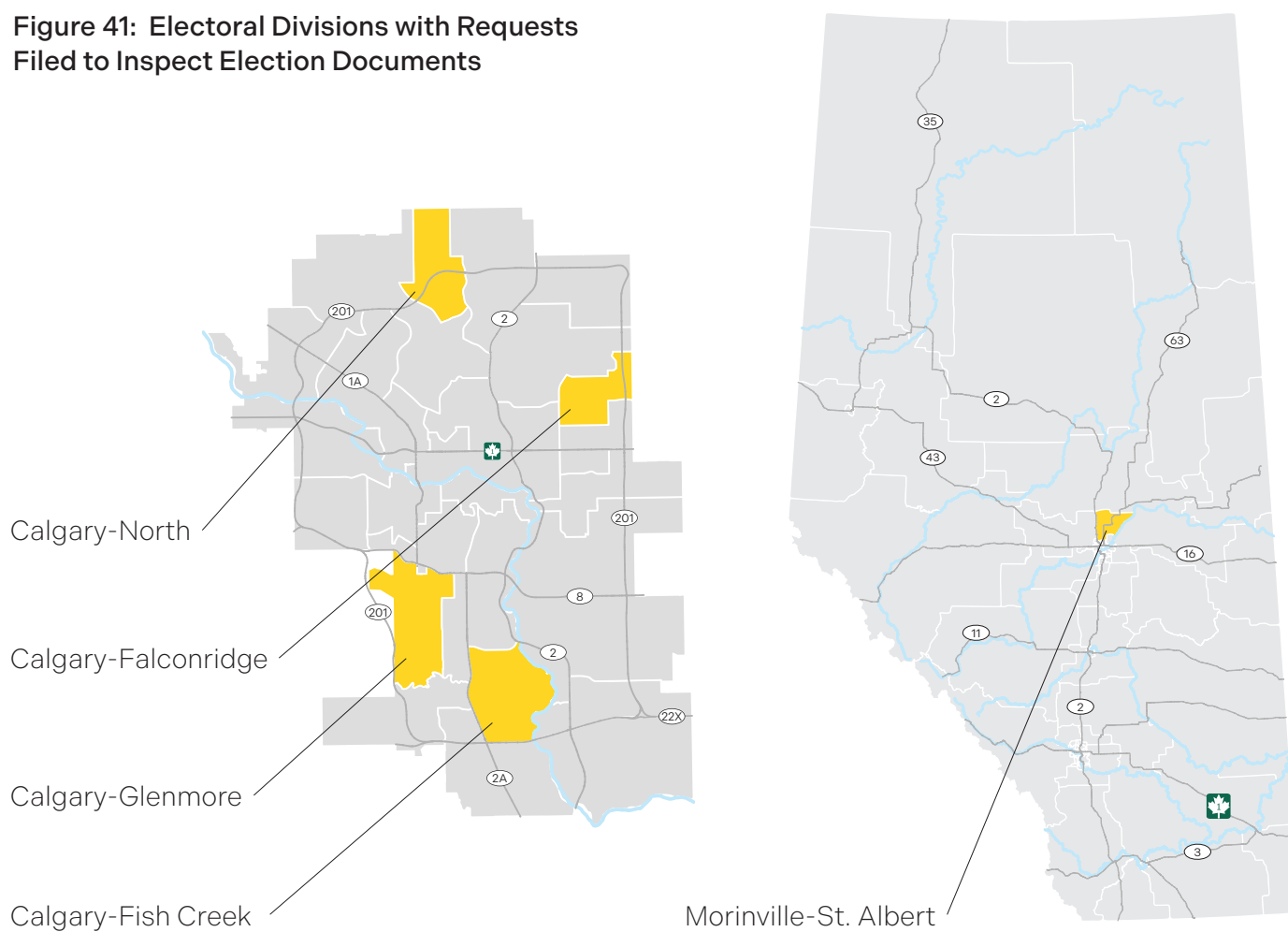
In the 30 days after publication of the election results in the Alberta Gazette, candidates and their official agents may inspect any election documents, except ballots, for the electoral division in which they ran. For all electoral divisions except Calgary-Acadia and Calgary-Glenmore, this period ran from July 1-30, 2023. For Calgary-Acadia and Calgary-Glenmore the inspection period was from July 16 to August 14, 2023.

Requests were received to inspect election documents in five electoral divisions as shown in the figure below.

Candidates and political parties may also request copies of voting records during this same time period. Candidates are only eligible to receive the voting records from the electoral division in which they ran, while political parties are eligible for all voting records.

Voting records were provided to two political parties, the Alberta New Democratic Party and the United Conservative Party of Alberta, and ten candidates on October 31, 2023.

Figure 41: Electoral Divisions with Requests Filed to Inspect Election Documents



Controverted Elections

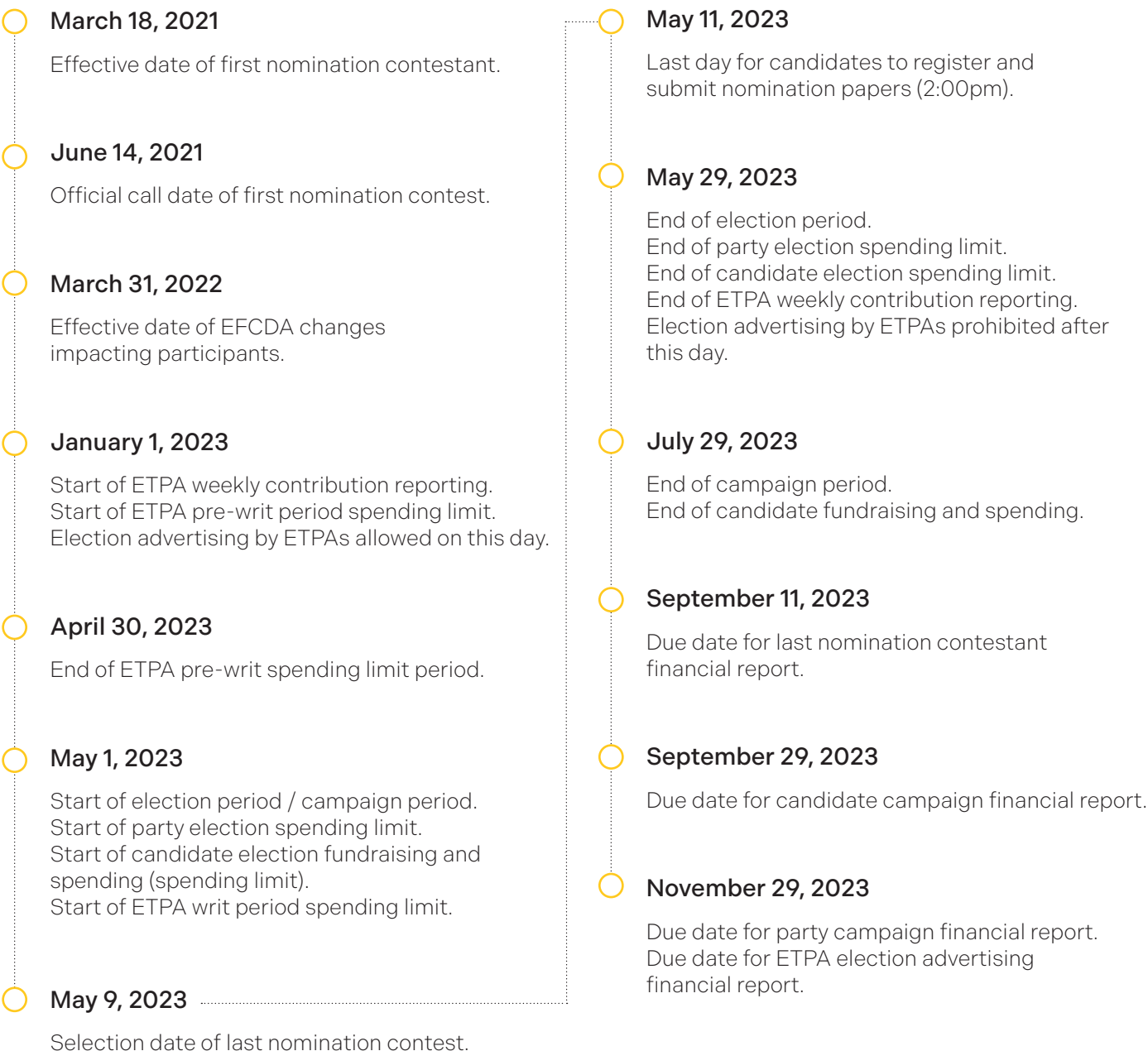
A petition may be filed with the Court of King's Bench to void an election by reason of the undue return or undue election of a candidate as the member of the Legislative Assembly for an electoral division. The petition must be filed within the 30 days following publishing the results of the election in The Alberta Gazette.

No petitions for controverted election were filed for the 2023 Provincial General Election.

6

Election Finances

Election Finances Reporting Periods, Deadlines, and Activities



The EFCDA regulates the activities of political participants before, during, and after electoral events. For the 2023 Provincial General Election, activity commenced in March 2021 with the first nomination contestant, carrying through to the party and ETPA financial reporting deadline in November 2023.

The timeline above outlines the key dates and activities impacting the key political participants in the election: political parties, nomination contestants, candidates, and ETPA.

Financial compliance and disclosure are crucial provisions in election finances legislation to safeguard public confidence in Alberta's democratic process.



The EFCDA holds political participants accountable for their financial activities and ensures transparency through public disclosure.

The financial information published in this section is based on the as-submitted reports received from political participants, except where indicated. All financial reports were filed using Elections Alberta's Online Financial System (OFS). The reported amounts may change slightly as financial audits are finalized and posted.

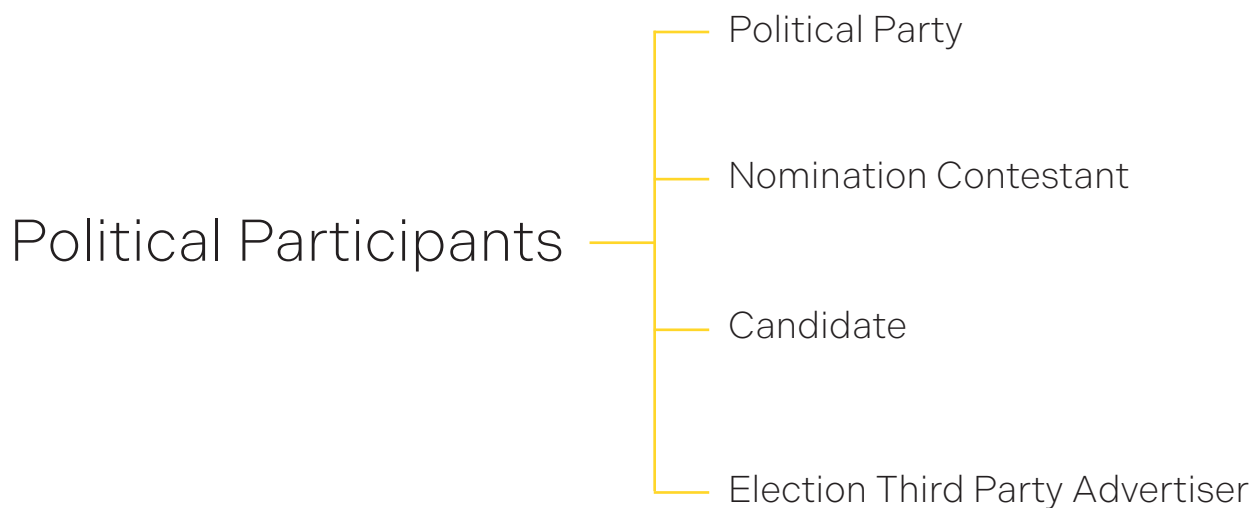
Elections Alberta examines all revenue and expense details submitted and may request additional supporting documentation to ensure they are appropriately recorded.

As-submitted and final financial reports are published at efpublic.elections.ab.ca.



Political Participants

Political participants for the 2023 Provincial General Election included parties, nomination contestants, candidates, and election third party advertisers.



Political Parties are political organizations that participate in public affairs and aim to elect candidates to the Legislative Assembly. Parties conduct nomination contests to select candidates to endorse in the election. Endorsed candidates who are nominated are listed on the ballot along with the name of the political party.

Nomination contestants are individuals who seek to be selected and endorsed by a party as their candidate for an election.

Candidates are individuals who seek to be elected to the Legislative Assembly. Candidates may be endorsed by a political party or may run as an independent candidate.

Election Third Party Advertisers (ETPAs) are individuals, corporations, trade unions, or groups who engage in election advertising to promote or oppose the election of a party or candidate or take a position on an issue with which they are associated.



Every political participant must have a Chief Financial Officer (CFO) whose role is to ensure financial compliance with the EFCDA. Elections Alberta received and disclosed financial reports related to the 2023 Provincial General Election from 856 political participants and their CFOs, comprising over \$17 million in revenue and over \$21 million in expenses.

Summary details by political participant are outlined in table 31, and in the following sections.

Table 31: Total Revenue and Expenses Reported by Political Participants

Political Participant	Number Reporting	Total Revenues	Total Expenses
Political Party	14	\$ 5,289,813	\$ 10,759,597
Nomination Contestant	411	\$ 769,638	\$ 736,467
Candidate	408	\$ 10,208,246	\$ 8,986,384
Election Third Party Advertiser	23	\$ 758,885	\$ 1,413,339
Total	856	\$ 17,026,582	\$ 21,895,787

The EFCDA also regulates the activities of political participants outside an electoral event, including political third party advertisers and the nearly 500 constituency associations that support political parties and their candidates.

The 2023 annual financial reporting required for these political participants, as well as ongoing filings of political parties, will be published in the 2023-24 Annual Report of the Chief Electoral Officer.

Political Parties

Party Registration

For a political party to endorse candidates for election, they must be registered with Elections Alberta.



To qualify for initial registration, the party must:

- Hold three seats in the Legislative Assembly; or
- Endorse candidates in at least half of the electoral divisions in Alberta; or
- Complete a petition containing signatures from at least 0.3% of total number of electors who were eligible to vote in the last general election.

From the 2019 Provincial General Election to the 2023 Provincial General Election, three new parties were registered: one through the completion of the petition process and two by endorsing sufficient candidates in the election. In addition, two parties were deregistered and four parties changed their names. These party registration changes are summarized below.

- In 2019, the Alberta Independence Party was approved to change its name to Independence Party of Alberta. In 2021, a subsequent change was approved for the name: The Independence Party of Alberta.
- At the end of 2019, the Progressive Conservative Association of Alberta and the Wildrose Party were deregistered when they merged with the United Conservative Party.
- In 2020, the United Conservative Party was approved to change its name to the United Conservative Party of Alberta.
- In 2020, the Freedom Conservative Party of Alberta was approved to change its name to the Wildrose Independence Party of Alberta.
- In 2022, the Alberta Advantage Party was approved to change its name to the Advantage Party of Alberta.
- In 2022, the Buffalo Party of Alberta was approved for initial registration through the collection of sufficient petition signatures from eligible electors in support of the new party.
- In 2023, the Wildrose Loyalty Coalition was approved for initial registration by endorsing candidates in at least half the 87 electoral divisions after the Writs of Election were issued.
- In 2023, the Solidarity Movement of Alberta was approved for initial registration by endorsing candidates in at least half the 87 electoral divisions after the Writs of Election were issued.



The table below provides a summary of the changes since 2019.
There were 14 registered parties for the 2023 Provincial General Election.

Table 32: Comparison of Registered Parties 2019 vs. 2023

2019 Registered Political Parties	2023 Registered Political Parties
Alberta Advantage Party (AAP)	Advantage Party of Alberta (APA)
Alberta Liberal Party (LIB)	Alberta Liberal Party (LIB)
Alberta New Democratic Party (NDP)	Alberta New Democratic Party (NDP)
Alberta Party (AP)	Alberta Party (AP)
Communist Party – Alberta (CP-A)	Communist Party – Alberta (CP-A)
Green Party of Alberta (GPA)	Green Party of Alberta (GPA)
Progressive Conservative Association of Alberta (PC)	
Pro-Life Alberta Political Association (PAPA)	Pro-Life Alberta Political Association (PAPA)
Reform Party of Alberta (REF)	Reform Party of Alberta (REF)
	Solidarity Movement of Alberta (SM)
	The Buffalo Party of Alberta (BPA)
Alberta Independence Party (AIP)	The Independence Party of Alberta (TIP)
United Conservative Party (UCP)	United Conservative Party of Alberta (UCP)
Freedom Conservative Party of Alberta (FCPA)	Wildrose Independence Party of Alberta (WIPA)
	Wildrose Loyalty Coalition (WLC)
Wildrose Party (WRP)	

Table 33: Parties and Candidates Registered and Elected in the 2015, 2019, and 2023 Provincial General Elections

Year	Registered Candidates*	Registered Parties	Parties with Elected Candidates**
2015	412 (includes 17 Independents)	9	5
2019	541 (includes 34 Independents)	13	2
2023	408 (includes 24 Independents)	14	2

*Totals reflect the number of candidates endorsed and registered under the EFCDA, not the number nominated for election under the Election Act.

**No independent candidates elected.

Nomination Contests and Candidates Endorsed

Political parties hold nomination contests to select candidates in each of the 87 electoral divisions to endorse as a candidate on the ballot.

Political parties identify the key dates and process used in their nomination contests, and report the following details to Elections Alberta once the nomination contest is completed:

- ✓ Electoral division for the nomination contest.
- ✓ Official call date and selection date for the contest.
- ✓ Contestant name(s) and contact information, including any who withdrew.
- ✓ Name(s) and contact information for the chief financial officer(s).
- ✓ Name of the contestant selected for endorsement.

Nomination contestants selected for endorsement automatically become registered candidates under the EFCDA. Registered candidates, however, still need to complete the nomination process to be listed as a candidate on the election ballot under the *Election Act*. Parties that become registered during an election bypass the nomination contest requirements and proceed straight to candidate endorsement.

A breakdown of nomination contestants and registered candidates, by party affiliation, is provided on the following page.



The percentage of candidates who registered and completed the nomination process decreased from the 2019 Provincial General Election. In 2019, 91% of candidates completed both the registration and nomination processes, while in 2023, 86% of candidates completed both processes.

This difference was most notable for the Wildrose Loyalty Coalition, which endorsed enough candidates to meet the threshold to qualify for registration as a political party yet only 30% of the candidates were nominated for the election ballot.

Table 34: Summary of the Parties, Contestants, and Candidates

Party	Nomination Contestants	Candidates Registered	Candidates Nominated for the Election Ballot
Advantage Party of Alberta (APA)	4	4	4
Alberta Liberal Party (LIB)	17	16	13
Alberta New Democratic Party (NDP)	137	87	87
Alberta Party (AP)	22	21	19
Communist Party – Alberta (CP-A)	3	3	3
Green Party of Alberta (GPA)	53	42	41
Pro-Life Alberta Political Association (PAPA)	1	1	1
Reform Party of Alberta (REF)	1	1	1
Solidarity Movement of Alberta (SM)*	-	49	38
The Buffalo Party of Alberta (BPA)	1	1	1
The Independence Party of Alberta (TIP)	23	14	14
United Conservative Party of Alberta (UCP)	147	89	87
Wildrose Independence Party of Alberta (WIPA)	2	2	2
Wildrose Loyalty Coalition (WLC)*	-	54	16
Independent (IND)	-	24	22
Total	411	408	349

**Parties registered during the election did not hold nomination contests to select candidates.*

Financial Filings by Political Parties

All 14 registered parties were required to file financial returns by November 29, 2023, to disclose their revenue and expenses used during the campaign period from May 1, 2023, to July 29, 2023. All parties submitted their financial returns on time.

Contributions and Campaign Revenue

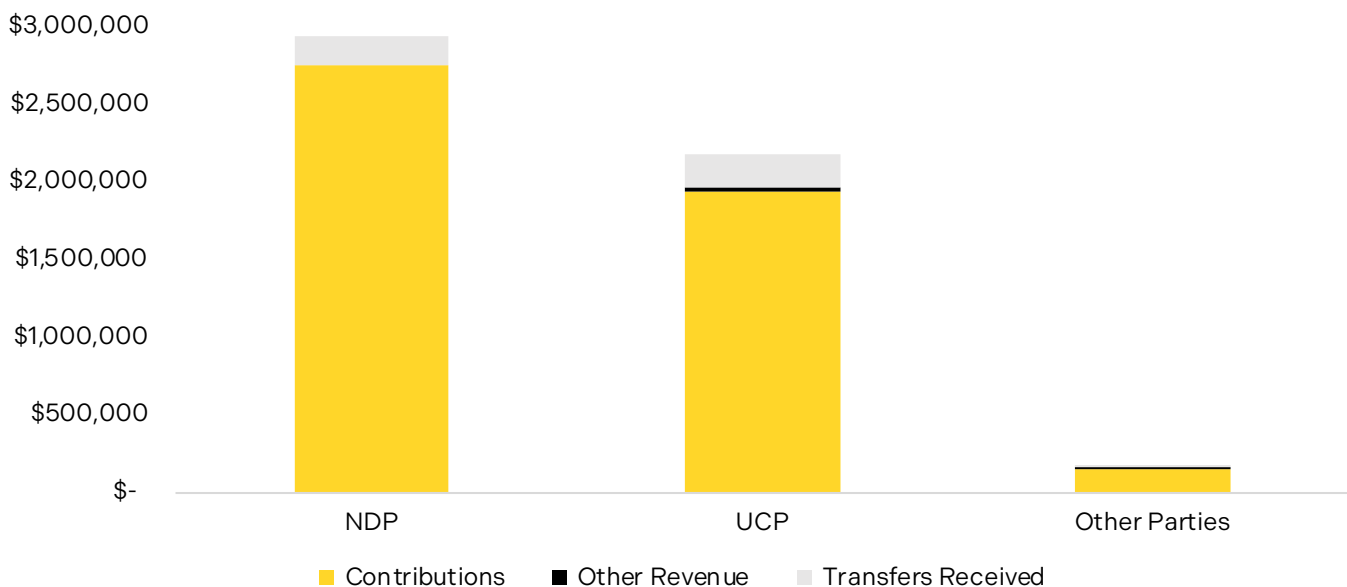
Political parties earn revenue from both money and in-kind donations of goods and services, through fundraising events, and transfers from their constituency associations, nomination contestants, and candidates.

A contribution is any money, real property, goods, or services, given to or for the benefit of a registered political participant, without receiving any benefit back from that participant. Political parties can accept contributions at any time. Contributions accepted during general elections must be recorded and receipted as “campaign contributions” to differentiate them from annual contributions.

Only an individual resident in Alberta can contribute to a political party. The contribution limit for the 2023 Provincial General Election was \$4,300 in aggregate, to any combination of political parties, leadership contestants, constituency associations, and candidates.

Figure 42 shows total party campaign revenues. Contributions to the parties account for 92% of all campaign revenue. Appendix N provides additional details on campaign contributions by political party and Appendix O provides a comparison of political party campaign contributions between the 2019 and 2023 Provincial General Elections.

Figure 42: Total Political Party Campaign Revenues



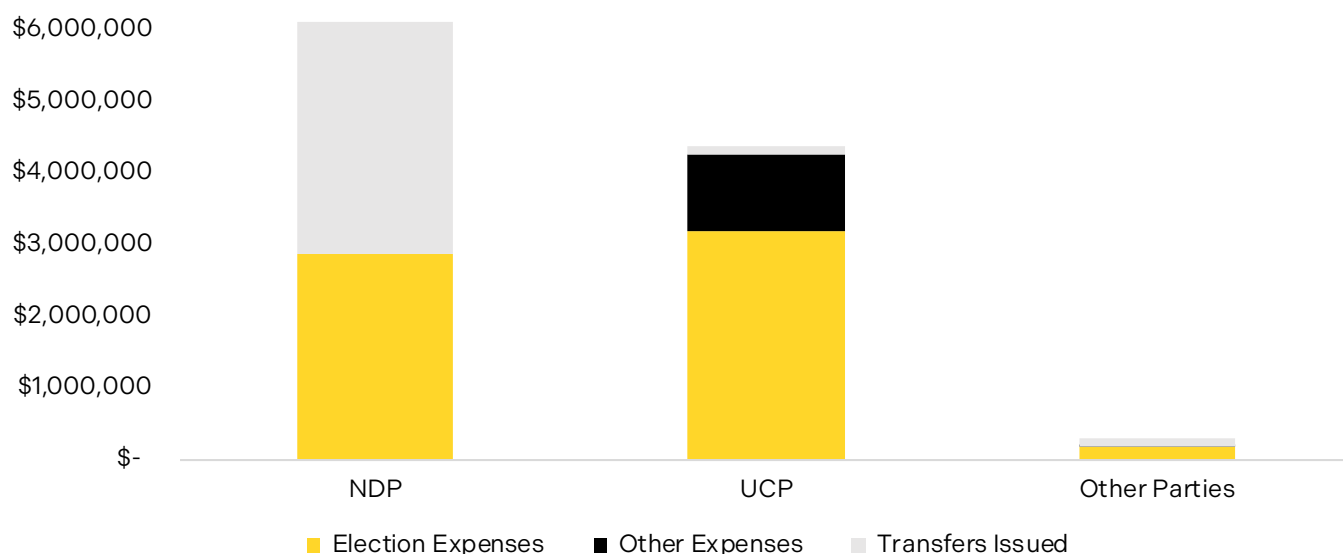
Expense Limits and Campaign Expenses

Political parties can incur expenses at any time but must track and report campaign spending separately from annual operations spending. An election expense limit of \$3,208,127 applied to political parties during the election period, May 1 to 29, 2023. This amount was calculated on February 1, 2023, and is based on \$1.16 times the number of electors in the Register of Electors on the first day of the month, three months before Election Day.

The limit applies to “election expenses” which are any property, goods or services used, distributed, or consumed during the election period, for the party’s promotion or for opposing others. Examples include advertising in all formats, advertising production, fundraising events and activities, polling including surveys and research, honoraria and salaries, office and technology, etc.

The figure below shows total party campaign expenses. Election expenses, subject to the limit, account for 58% of all campaign expenses.

Figure 43: Total Political Party Campaign Expenses



All political parties that exceeded \$25,000 in campaign expenses filed independently audited financial statements as required by the EFCDA. No political party’s financial return as submitted to Elections Alberta reported election expenses over the \$3,208,127 limit.

Financial Statements

The table below provides a breakdown of campaign revenues and expenses by party. Each party's campaign surplus or deficit balance is carried forward to the party's 2023 annual financial statement.

Table 35: Total Political Party Campaign Revenues, Expenses and Transfers

Party	Revenues			Expenses			Surplus (Deficit)
	Contributions	Other Revenue	Transfers Received	Election Expenses	Other Expenses	Transfers Issued	
APA	\$ -	\$ -	\$ -	\$ -	\$ -	\$ -	\$ -
LIB	\$ 22,430	\$ -	\$ 4,200	\$ 48,716	\$ 8,077	\$ 18,223	\$ (48,386)
NDP	\$ 2,749,199	\$ -	\$ 192,138	\$ 2,867,640	\$ -	\$ 3,238,147	\$ (3,164,451)
AP	\$ 28,683	\$ -	\$ 35	\$ 25,724	\$ -	\$ 5,388	\$ (2,394)
CP-A	\$ -	\$ -	\$ -	\$ 306	\$ -	\$ -	\$ (306)
GPA	\$ 12,062	\$ 1,000	\$ 2,800	\$ 40,914	\$ 246	\$ 19,721	\$ (45,019)
PAPA	\$ 81,202	\$ -	\$ 7,950	\$ 35,701	\$ -	\$ 40,500	\$ 12,951
REF	\$ -	\$ -	\$ -	\$ -	\$ -	\$ -	\$ -
SM	\$ 653	\$ 516	\$ 647	\$ 8,187	\$ -	\$ -	\$ (6,371)
BPA	\$ -	\$ -	\$ -	\$ -	\$ -	\$ -	\$ -
TIP	\$ 584	\$ 7,786	\$ 2,364	\$ 11,890	\$ 1,000	\$ 31,502	\$ (33,658)
UCP	\$ 1,940,957	\$ 29,150	\$ 203,114	\$ 3,191,701	\$ 1,054,454	\$ 110,044	\$ (2,182,978)
WIPA	\$ 860	\$ -	\$ -	\$ -	\$ -	\$ 32	\$ 828
WLC	\$ 1,482	\$ -	\$ -	\$ 1,482	\$ -	\$ -	\$ -
Total	\$ 4,838,113	\$ 38,452	\$ 413,248	\$ 6,232,262	\$ 1,063,778	\$ 3,463,557	\$ (5,469,784)

Amounts are as submitted and have been rounded to the nearest dollar.

Party Abbreviations

APA Advantage Party of Alberta

LIB Alberta Liberal Party

NDP Alberta New Democratic Party

AP Alberta Party

CP-A Communist Party – Alberta

GPA Green Party of Alberta

PAPA Pro-Life Alberta Political Association

REF Reform Party of Alberta

SM Solidarity Movement of Alberta

BPA The Buffalo Party of Alberta

TIP The Independence Party of Alberta

UCP United Conservative Party of Alberta

WIPA Wildrose Independence Party of Alberta

WLC Wildrose Loyalty Coalition

Revenues

The Contributions column in the table on the previous page represents any money and valued (in-kind) campaign contributions received from contributors. All contributions accepted by a party during the general election campaign period are included on the campaign return. Contributions were limited to **\$4,300** per contributor in aggregate and are eligible to be claimed for income tax credits by the contributors.

Amounts in the Other Revenue column may be made up of income from campaign fundraisers, miscellaneous campaign income, and election goods or services paid by the constituency association(s) on the party's behalf.

Expenses

The parties were subject to an Election Expense limit of **\$3,208,127** during the election period from the Writs of Election through the end of Election Day. Election expenses can include goods or services paid by the party's constituency association(s) for the party's use during the election.

The Other Expenses column can include campaign expenses not subject to the spending limit.

Transfers

Amounts in the Transfers Received and the Transfers Issued columns may include campaign fund transfers with the party's candidate(s) or constituency association(s).

Nomination Contestants

The regulation of nomination contests was introduced for the 2019 Provincial General Election. Prior to that election, political parties were fully responsible for the process with no legislated reporting or disclosure to Elections Alberta.



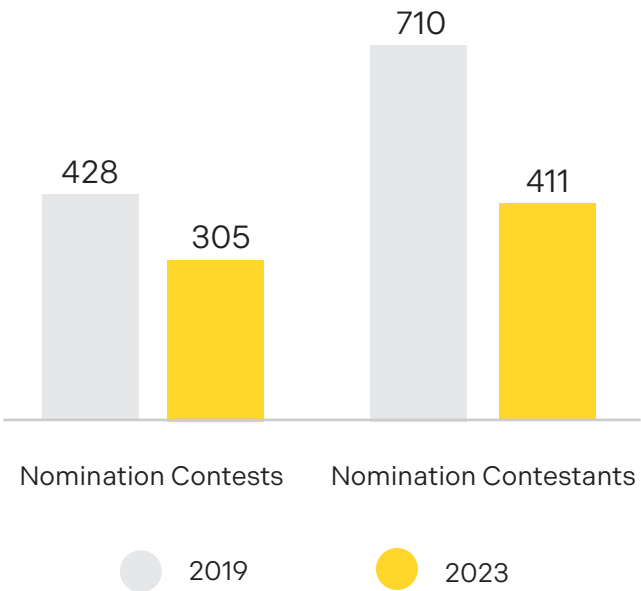
For the 2019 Provincial General Election, nomination contestants were required to register with Elections Alberta prior to participating in the political party's nomination contest. Political parties were then required to either accept or reject that person's participation.

On March 31, 2022, amendments to the EFCDA came into effect that impacted nomination contests. With these changes, the reporting of contests, contestants, and key dates to Elections Alberta moved to the end of the process, with political parties assuming the reporting responsibility. Nomination contestants, however, continue to be subject to financial compliance rules and reporting requirements.

Figure 44 provides a comparison of the number of nomination contests held and the number of nomination contestants between the 2019 and 2023 Provincial General Elections.

The Solidarity Movement of Alberta and the Wildrose Loyalty Coalition did not hold any nomination contests for the 2023 Provincial General Election and are not included in the following data figures or tables. These parties were not registered until after the Writs of Election. Their candidates registered as independents until the threshold to form a party was achieved.

Figure 44: Comparison of Number of Nomination Contests and Contestants 2019 vs. 2023



Financial Filings by Nomination Contestants

The reporting periods for nomination contestants vary as they are subject to the contest date parameters set by the parties. A nomination contestant's campaign starts when they declare their intent to become the party's candidate, accept their first contribution, or incur their first expense for their nomination campaign, whichever is earliest. A spending limit applies during the contest itself. The same spending limit amount applies to all nomination contestants regardless of the length of their contest.

The EFCDA prescribes that a nomination contestant's campaign period runs for two months after the end of the contest. However, nomination contestants should not accept contributions beyond what is necessary to pay outstanding nomination contest expenses. For winning contestants, any contributions accepted and expenses incurred after the end of the contest are likely candidate campaign activities subject to the rules governing candidates.

All but one of the 411 nomination contestants submitted their filings prior to the filing deadline. Amanda Jensen, a nomination contestant for the Alberta New Democratic Party in Lethbridge-East, paid the legislated \$500 late fee and filed the outstanding financial return within the 10-day late filing grace period.



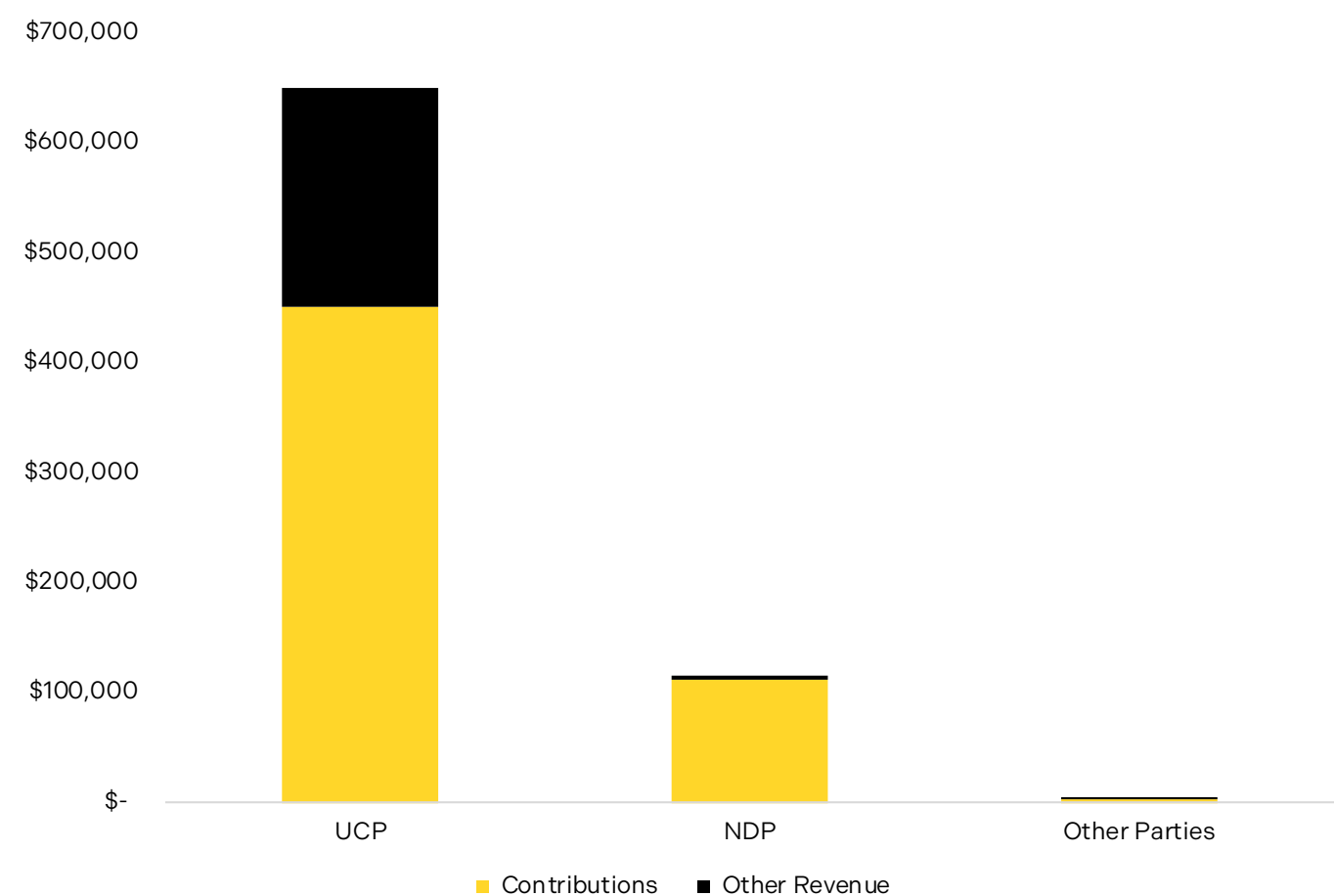
Contributions and Campaign Revenue

Up until March 30, 2022, contributions to nomination contestants were eligible for income tax credits and were subject to the aggregate limit of \$4,243 per calendar year, across all nomination contestants, parties, constituency associations, candidates, and leadership contestants. On March 31, 2022, when amendments to the EFCDA were introduced, a separate limit was introduced for nomination contestants. Individuals ordinarily resident in Alberta could contribute \$4,000 per year in aggregate to any number of nomination contestants. These contributions are also no longer eligible for income tax credits.

As nomination contests started in 2021, contests in progress at the time of the change were required to follow both sets of rules. Contributions prior to March 31 were tax deductible and were included in the aggregate contribution limit, while contributions on and after March 31 were part of the new limit and non-tax deductible.

Figure 45 shows total nomination contestant campaign revenue. Contributions to nomination contestants account for 73% of all revenue.

Figure 45: Total Nomination Contestant Campaign Revenues



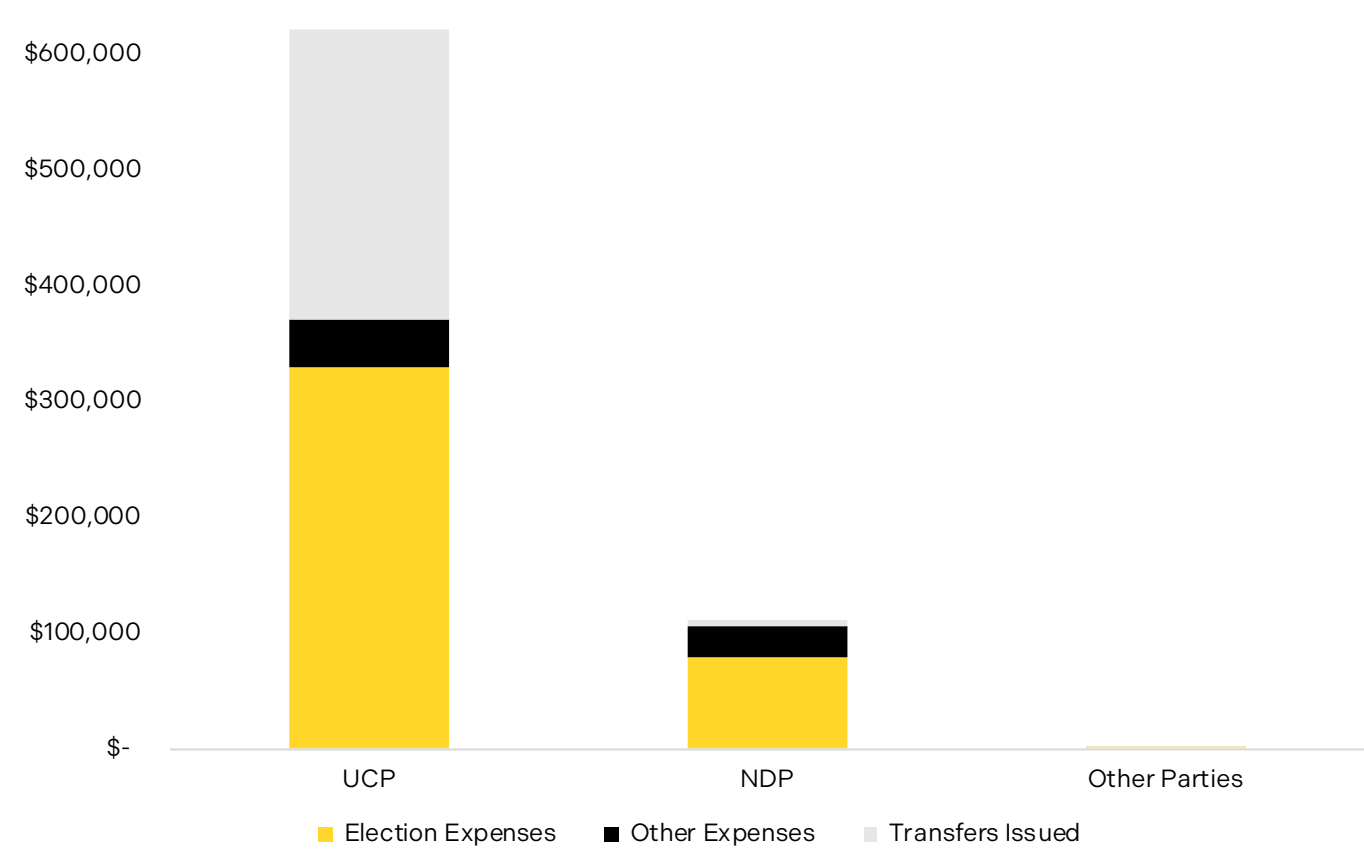
Expense Limits and Campaign Expenses

Expense limits apply to nomination contestants during the contest period. Expenses during these periods for a contestant’s own promotion or to oppose others are subject to spending limits. Typical expenses include the cost of advertising, events, polling, and research.

The expense limit for nomination contests held prior to March 31, 2022, was \$10,607. Nomination contests held after that date were subject to a \$13,275 expense limit.

Figure 46 shows how much the nomination contestant campaigns spent overall. Election expenses account for 56% of all expenses.

Figure 46: Total Nomination Contestant Campaign Expenses



Financial Statements

Table 36 provides a breakdown of nomination contestant campaign revenues and expenses by party affiliation.

No nomination contestant's financial return reported election expenses over the \$10,607 limit in effect up to March 30, 2022, or over the \$13,275 limit in effect after March 31, 2022. Refer to Appendix P for nomination contestant campaign finances by electoral division.

Table 36: Nomination Contestant Revenues, Expenses and Transfers Issued by Party Affiliation

Party Affiliation*	Revenues		Expenses			Surplus (Deficit)
	Contributions	Other Revenue	Election Expenses	Other Expenses	Transfers Issued	
APA (4)	\$ -	\$ -	\$ -	\$ -	\$ -	\$ -
LIB (17)	\$ -	\$ -	\$ -	\$ -	\$ -	\$ -
NDP (137)	\$ 111,505	\$ 4,109	\$ 78,889	\$ 6,485	\$ 26,420	\$ 3,821
AP (22)	\$ 520	\$ 1,000	\$ 17	\$ 1,500	\$ -	\$ 3
CP-A (3)	\$ -	\$ -	\$ -	\$ -	\$ -	\$ -
GPA (53)	\$ -	\$ -	\$ -	\$ -	\$ -	\$ -
PAPA (1)	\$ -	\$ -	\$ -	\$ -	\$ -	\$ -
REF (1)	\$ -	\$ -	\$ -	\$ -	\$ -	\$ -
BPA (1)	\$ -	\$ -	\$ -	\$ -	\$ -	\$ -
TIP (23)	\$ 2,200	\$ -	\$ 71	\$ 1,030	\$ -	\$ 1,099
UCP (147)	\$ 451,221	\$ 198,989	\$ 330,331	\$ 250,315	\$ 41,315	\$ 28,248
WIPA (2)	\$ 94	\$ -	\$ 94	\$ -	\$ -	\$ -
Total	\$ 565,540	\$ 204,098	\$ 409,402	\$ 259,330	\$ 67,735	\$ 33,171

*Number of nomination contestants reporting. Only parties with nomination contestants are shown.

Amounts reflect adjustments from audits completed as of March 31, 2024, and are rounded to the nearest dollar.

Party Abbreviations

APA Advantage Party of Alberta

LIB Alberta Liberal Party

NDP Alberta New Democratic Party

AP Alberta Party

CP-A Communist Party – Alberta

GPA Green Party of Alberta

PAPA Pro-Life Alberta Political Association

REF Reform Party of Alberta

BPA The Buffalo Party of Alberta

TIP The Independence Party of Alberta

UCP United Conservative Party of Alberta

WIPA Wildrose Independence Party of Alberta

Revenues

The Contributions column in the table on the previous page represents the total money and valued (in-kind) contributions received from contributors. Contributions to nomination contestants on and after March 31, 2022, were limited to **\$4,000** per contributor in aggregate and are not eligible to be claimed for income tax credits by the contributors.

Amounts in the Other Revenue column may be made up of nomination campaign fundraisers and miscellaneous nomination campaign income.

Expenses

The nomination contestants who participated in the nomination contests held after March 31, 2022, were subject to an Election Expense limit of **\$13,275** during the contest period. A contest period runs from the date of the official call until the date set for the nomination contestant selection, as determined by the parties.

Amounts in the Other Expenses column may include campaign expenses not subject to the spending limit and any contest fees and/or deposits paid to the party.

Transfers

Nomination contestants cannot accept fund transfers from other contestants or from other political participants. The Transfers Issued column may include surplus nomination campaign funds paid over to the contestant's party or the contestant's constituency association.

Candidates

Candidates who were endorsed by a political party were automatically registered under the EFCD.



Legislative changes that were in force as of March 31, 2022, however, required candidates to pay their \$500 refundable deposit directly to the Chief Electoral Officer to complete their registration under the EFCD. Previously, the deposit payment was required under the *Election Act*, paid directly to the Returning Officer in the candidate's electoral division, as part of filing the candidate's nomination paper to appear on the election ballot.

Candidate registrations included:

- A total of 408 candidates were fully registered for the election.
- There were 14 candidates who did not fully complete their registration. These campaigns are not counted in the 408 as they were not allowed to raise or spend funds and deemed not required to file financial reports. However, two of the candidates subsequently ran for the same party in different electoral divisions and these campaigns are included in the 408 total.
- Five candidates withdrew. One candidate withdrew from their independent candidacy and subsequently ran for a party in a different electoral division. This candidate had two separate registrations with separate financial reporting obligations.
- One candidate was unendorsed by their party and subsequently ran as an independent in the same electoral division. This candidate had two separate registrations with separate financial reporting obligations.

Refer to the tables on the following pages for the list of registered candidates who subsequently withdrew or were unendorsed and for the list of incomplete candidate registrations.

Candidates who ran as independent registered directly with Elections Alberta and paid their \$500 refundable deposit at the time of registration.

Table 37: Registered Candidates Withdrawn or Unendorsed

Candidate	Withdrew or Unendorsed Campaign		Subsequent Campaign	
	Party Affiliation	Electoral Division	Party Affiliation	Electoral Division
Angela Grace (Withdrew)	AP	25	-	-
Nancy O'Neill (Withdrew)	IND	70	SM	55
Carman Doan (Withdrew)	SM	83	-	-
Olatunde Obasan (Withdrew)	UCP	42	-	-
Zulkifl Mujahid (Unendorsed)	UCP	61	IND	61
Shawn Rooney (Withdrew)	WLC	65	-	-

Table 38: Incomplete Candidate Registrations

Candidate	Withdrew or Unendorsed before Registration Completed		Subsequent Campaign (Registration Completed)	
	Party Affiliation	Electoral Division	Party Affiliation	Electoral Division
Heather Morigeau (Withdrew)	GPA	04	GPA	78
Jonathan Parks (Withdrew)	GPA	06	GPA	04
Brandy Kinkead (Withdrew)	GPA	08	-	-
Zak Abdi (Withdrew)	GPA	29	-	-
Chitra Bakshi (Withdrew)	GPA	38	-	-
Carl McKay (Withdrew)	GPA	49	-	-
Dustin Cartwright (Withdrew)	GPA	57	-	-
Daniel Brisbin (Withdrew)	GPA	76	-	-
Lucas Bevan (Withdrew)	GPA	81	-	-
Galloway Hiatt (Withdrew)	GPA	87	-	-
Marilyn North Peigan (Unendorsed)	NDP	15	-	-
Sonya Savage (Withdrew)	UCP	21	-	-
Torry Tanner (Withdrew)	UCP	72	-	-

Financial Filings by Candidates

All 408 registered candidate campaigns were required to file financial returns by September 29, 2023, to disclose all their revenue and expenses used during the campaign period from May 1, 2023, to July 29, 2023. All candidates filed their returns on time and were refunded the \$500 candidate deposit.

Candidates can only accept contributions and incur expenses during election campaign periods. Outside this timeframe, parties and constituency associations are allowed to incur expenses on their behalf.

The table below outlines the reporting period for the 2023 Provincial General Election that parties and candidates were required to follow.

Table 39: Allowable Financial Activity Timeframes for Parties and Candidates

Reporting Period	Contributions Allowed?			Spending Allowed?		
	Party	Candidates	Constituency Associations	Party	Candidates	Constituency Associations
January 1 – April 30 Annual Period	✓	✗	✓	✓	✗	✓
May 1 Start of Election Period & Campaign Period	✓	✓	✗	✓*	✓*	✓
May 29 End of Election Period	✓	✓	✗	✓*	✓*	✓
July 29 End of Campaign Period	✓	✓	✗	✓	✓	✓
July 30 – December 31 Annual Period	✓	✗	✓	✓	✗	✓

*Subject to election expense limit.

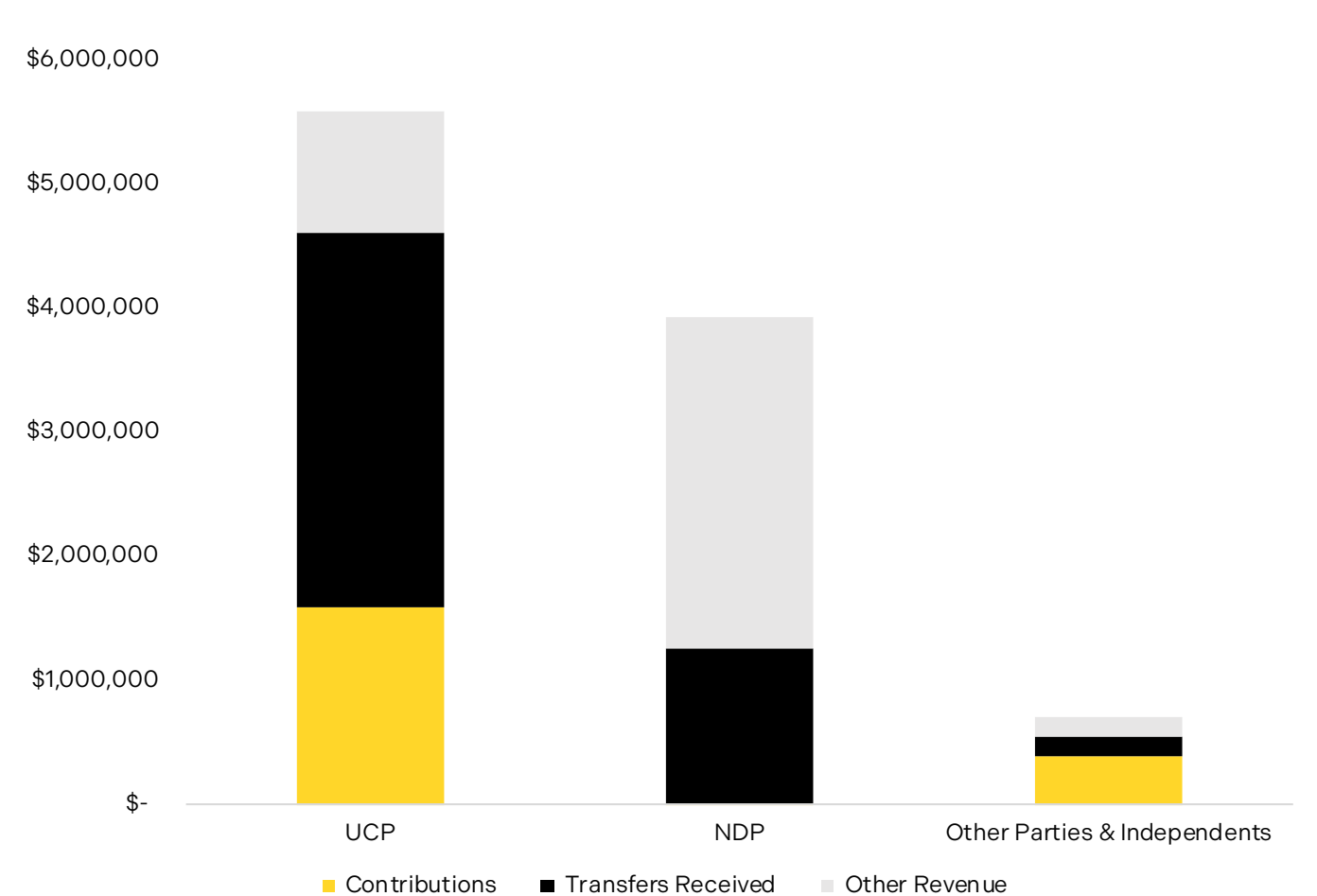
Constituency associations are included in table 39 for reference purposes.

Contributions and Campaign Revenue

Candidates are subject to the same aggregate contribution limit of \$4,300 from individuals ordinarily resident in Alberta that also applies to political parties, leadership contestants, and constituency associations. Appendix Q provides an overview of combined political party and candidate campaign contributions.

Figure 47 show total candidate campaign revenues. Funds transfers received by candidates account for 43% of all campaign revenue.

Figure 47: Total Candidate Campaign Revenues



Expense Limits and Campaign Expenses

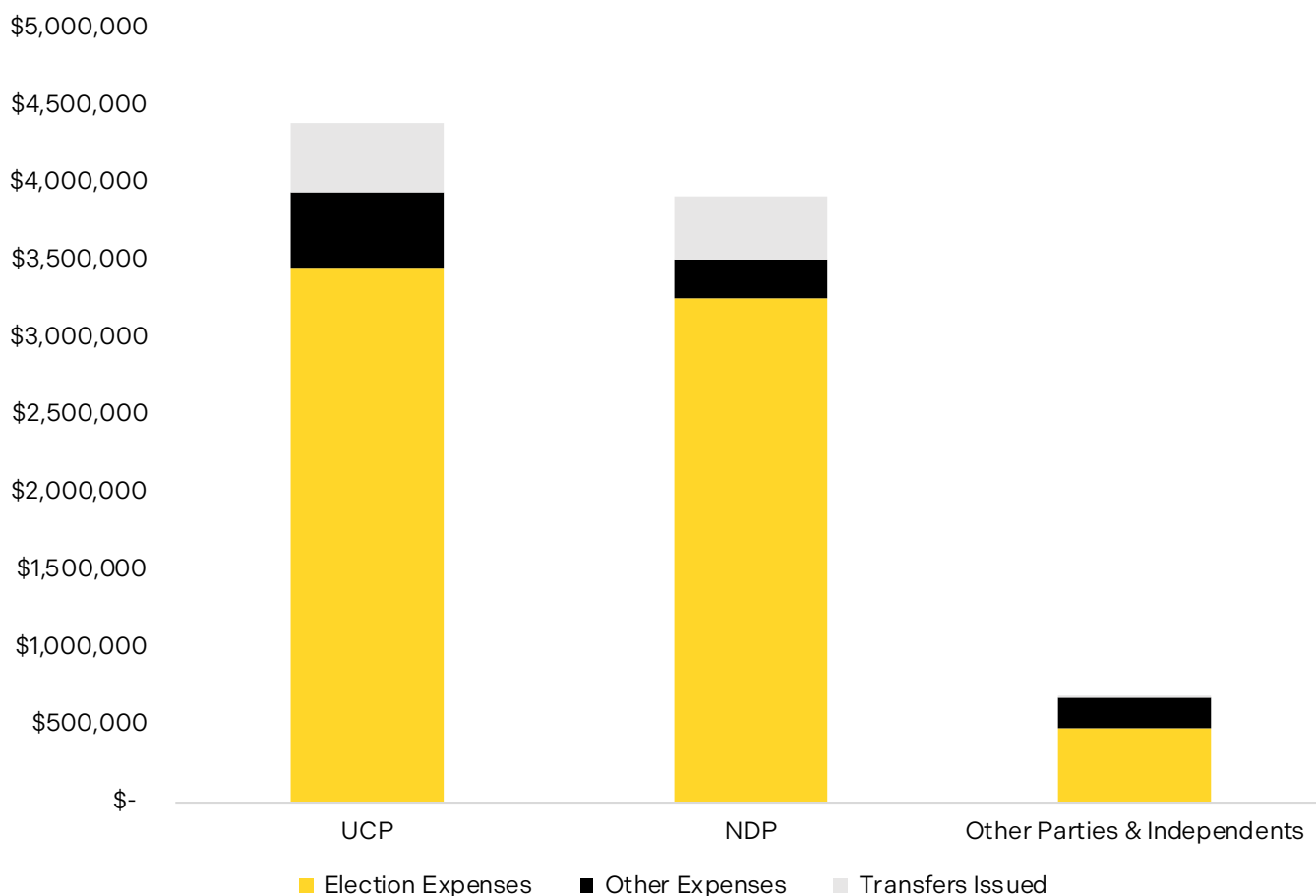
Registered candidates can only spend funds during the campaign period, starting when the Writs of Election are issued and ending two months after Election Day.

An election expense limit of \$53,100 applied to candidates during the election period from May 1 to 29, 2023. The limit applies to any property, goods or services used, distributed, or consumed during the election period, for the candidate's promotion or for opposing others.

Examples include advertising in all formats, advertising production, fundraising events and activities, polling including surveys and research, honoraria and salaries, and campaign offices and technology.

Figure 48 shows the total candidate campaign spending. Election expenses account for 80% of all expenses.

Figure 48: Total Candidate Campaign Expenses



Financial Statements

The table below provides a breakdown of candidate campaign revenues and expenses by party affiliation. The submitted financial statements for independent candidate Timothy Hoven in Rimbey-Rocky Mountain House-Sundre and Alberta NDP candidate Cameron Heenan in Leduc-Beaumont reported election expenses that exceeded the \$53,100 limit.

Additional information and discussions will ensue through the audit process. Should a breach of the EFCDA be identified, the file will be forwarded to the Election Commissioner for investigation. See Appendix R for candidate campaign finances by electoral division.

Table 40: Total Candidate Campaign Revenues, Expenses and Transfers by Party Affiliation

Party Affiliation	Revenues			Expenses			Surplus (Deficit)
	Contributions	Other Revenue	Transfers Received	Election Expenses	Other Expenses	Transfers Issued	
APA (4)	\$ 4,030	\$ 1,581	\$ -	\$ -	\$ 5,611	\$ -	\$ -
LIB (17)	\$ 8,120	\$ 27,989	\$ 2,000	\$ 29,790	\$ 8,000	\$ -	\$ 319
NDP (87)	\$ 4,118	\$ 2,662,247	\$ 1,255,327	\$ 3,254,981	\$ 248,820	\$ 411,354	\$ 6,537
AP (21)	\$ 36,600	\$ 25,126	\$ 53,793	\$ 89,256	\$ 23,530	\$ 2,174	\$ 559
CP-A (3)	\$ -	\$ 1,500	\$ -	\$ -	\$ 1,500	\$ -	\$ -
GPA (43)	\$ 8,275	\$ 4,000	\$ 16,780	\$ 7,447	\$ 20,000	\$ -	\$ 1,608
PAPA (1)	\$ -	\$ 75	\$ 40,000	\$ 32,125	\$ -	\$ 7,950	\$ -
REF (1)	\$ -	\$ 500	\$ -	\$ 500	\$ -	\$ -	\$ -
SM (49)	\$ 28,767	\$ 24,556	\$ -	\$ 28,119	\$ 24,500	\$ 647	\$ 57
BPA (1)	\$ -	\$ -	\$ -	\$ -	\$ -	\$ -	\$ -
TIP (14)	\$ 37,774	\$ 10,711	\$ 39,597	\$ 68,920	\$ 12,994	\$ 5,384	\$ 784
UCP (89)	\$ 1,586,901	\$ 980,861	\$ 3,019,987	\$ 3,450,211	\$ 484,565	\$ 453,154	\$ 1,199,819
WIPA (2)	\$ 2,840	\$ -	\$ 850	\$ 3,714	\$ -	\$ -	\$ (24)
WLC (54)	\$ 51,641	\$ 26,045	\$ 500	\$ 22,724	\$ 57,542	\$ -	\$ (2,080)
IND (24)	\$ 210,738	\$ 34,417	\$ -	\$ 194,653	\$ 36,218	\$ -	\$ 14,284
Total	\$ 1,979,804	\$ 3,799,608	\$ 4,428,834	\$ 7,182,440	\$ 923,280	\$ 880,664	\$ 1,221,862

*Number of candidates reporting. Amounts are as submitted and have been rounded to the nearest dollar.

Party Abbreviations

APA Advantage Party of Alberta
 LIB Alberta Liberal Party
 NDP Alberta New Democratic Party
 AP Alberta Party
 CP-A Communist Party - Alberta
 GPA Green Party of Alberta
 PAPA Pro-Life Alberta Political Association

REF Reform Party of Alberta
 SM Solidarity Movement of Alberta
 BPA The Buffalo Party of Alberta
 TIP The Independence Party of Alberta
 UCP United Conservative Party of Alberta
 WIPA Wildrose Independence Party of Alberta
 WLC Wildrose Loyalty Coalition

Revenues

The Contributions column in the table on the previous page represents any money and valued (in-kind) contributions received from contributors. Contributions to election candidates were limited to **\$4,300** per contributor in aggregate and are eligible to be claimed for income tax credits by the contributors.

Amounts in the Other Revenue column may be made up of surplus funds from the candidate's nomination contest and/or previous candidacy, income from campaign fundraisers, miscellaneous candidate campaign income, and election goods or services paid by the candidates' party or any of the party's constituency association(s) on their behalf.

Expenses

Candidates were subject to an Election Expense limit of **\$53,100** during the election period from the Writ of Election through the end of Election Day. Their election expenses can include goods or services paid by the candidate's party or constituency association(s) for the candidate's use during the election.

The Other Expenses column may include campaign expenses not subject to the spending limit and payment of the candidate's deposit.

Transfers

Amounts in the Transfers Received and the Transfers Issued columns may include campaign fund transfers with the candidate's party or constituency association(s).

Election Third Party Advertisers

Registration

An Election Third Party Advertiser (ETPA) engages in election advertising to promote or oppose, or take a position on an issue associated with a registered party or candidate in an MLA election. An ETPA can only advertise during the election advertising period, which for the 2023 Provincial General Election ran from January 1 to May 29, 2023.

Third party advertising occurring outside this time period is subject to different requirements; financial disclosures are included in the Chief Electoral Officer's Annual Report.

Any eligible person, corporation, trade union or group that engages in election advertising is required to register with Elections Alberta when it has incurred or plans to incur expenses of at least \$1,000 for election advertising, or it has accepted or plans to accept at least \$1,000 in election advertising contributions. ETPAs that no longer plan to engage in election advertising may apply to be deregistered.

A list of the registered ETPAs who had reporting obligations for the election is provided on the following page.



Eight new ETPAs were registered during the election advertising period and four ETPAs were deregistered in this timeframe.

Table 41: Registered ETPAs for the 2023 General Election During the Election Advertising Period

ETPA	Initial Registration	Deregistered
Alberta Assembly of Independent Members (AAIM)	✓	✓
Alberta Chambers of Commerce		✓
Alberta Environmental Network Society (AEN)	✓	
Alberta Federation of Labour Inc.		
Alberta First Initiative		
Alberta Freedom Committee		
Alberta Proud		
Alberta Roadbuilders and Heavy Construction Association		
Canadian Association of Physicians for the Environment - Alberta Committee		✓
Canadian Union of Public Employees - Alberta Division		
CUPE Local 3550		✓
Drain the Swamp CANADA	✓	
Family Guy's Family Law Reform		
Health Sciences Association of Alberta		
National Police Federation (NPF)		
Public Interest Alberta Society	✓	
Shaping Alberta's Future		
Students' Union, University of Calgary		
Take Back Alberta Society	✓	
The Buffalo Project	✓	
United Nurses of Alberta	✓	
WEXIT USA		
www.StopTheNDP.info	✓	

Financial Filings by ETPAs

Legislative amendments that came into force on March 31, 2022, changed the start of the election advertising period from December 1 in the year immediately preceding the election to January 1 of the election year.

While ETPAs can accept advertising contributions at any time, they can only incur election advertising expenses during election advertising periods. The table below outlines the two reporting periods for the 2023 Provincial General Election that ETPAs were required to follow.

Table 42: Allowable Financial Activity Timelines for Election Third Party Advertising

Reporting Period	Advertising Contributions Allowed?	Advertising Spending Allowed?
January 1 – April 30 Pre-Writ Election Advertising Period	✓	✓*
May 1 – May 29 Election Advertising Period	✓	✓*
May 30 – December 31 Annual Period	✓	✗

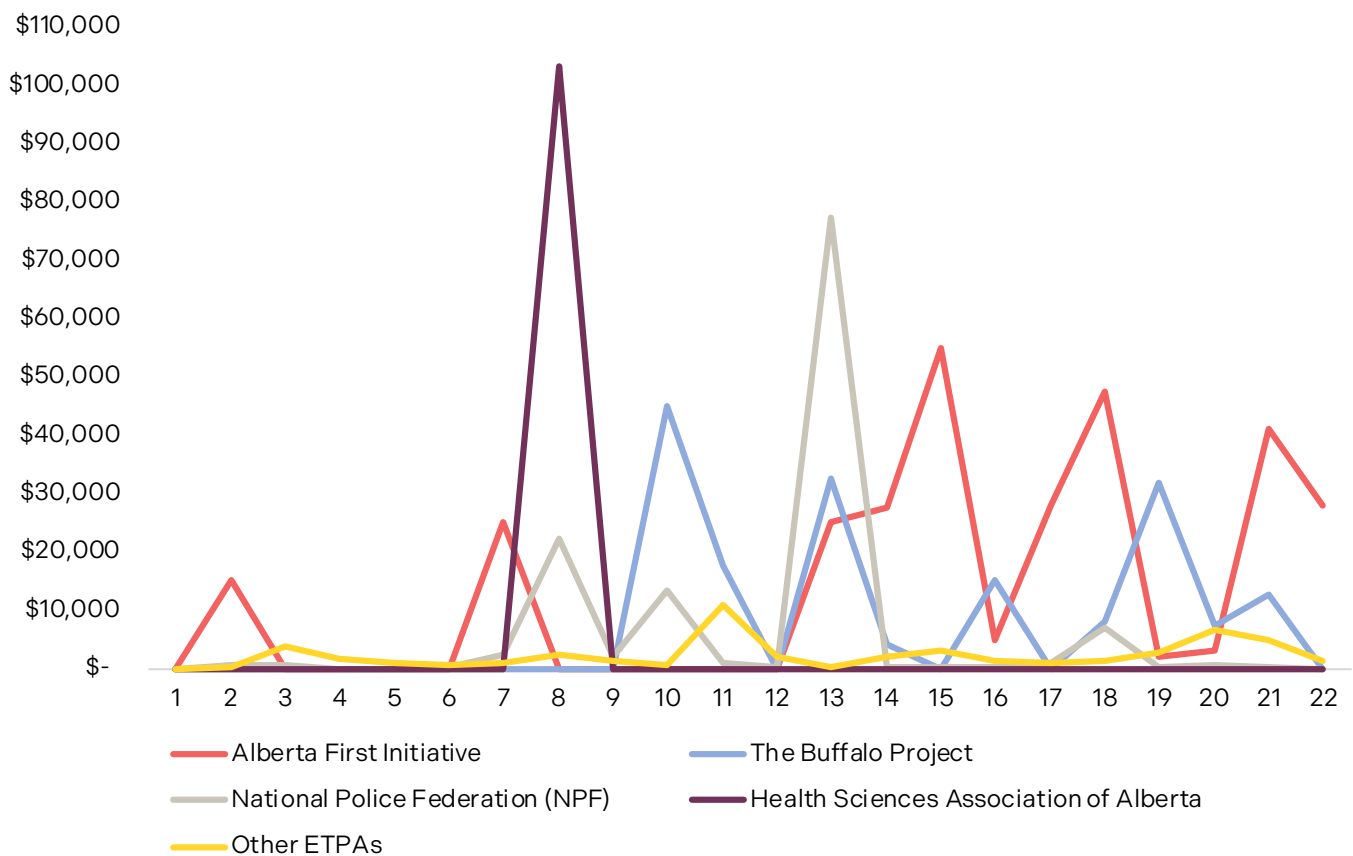
**Subject to election advertising period expense limit.*

Weekly Reporting

Weekly reports were required to be submitted by registered ETPAs to report advertising contributions accepted during the election advertising period. The weekly reporting for the 2023 Provincial General Election ran for 22 weeks, from January 1 to May 29, the last four weeks being the election period. There were 14 late-filed weekly reports and all were assessed the legislated \$500 late filing fees (Appendix S).

Figure 49 shows the contributions reported by ETPAs over the course of 22 weeks.

Figure 49: Weekly Contribution Reporting Activity by ETPAs



Contributions and Advertising Period Revenue

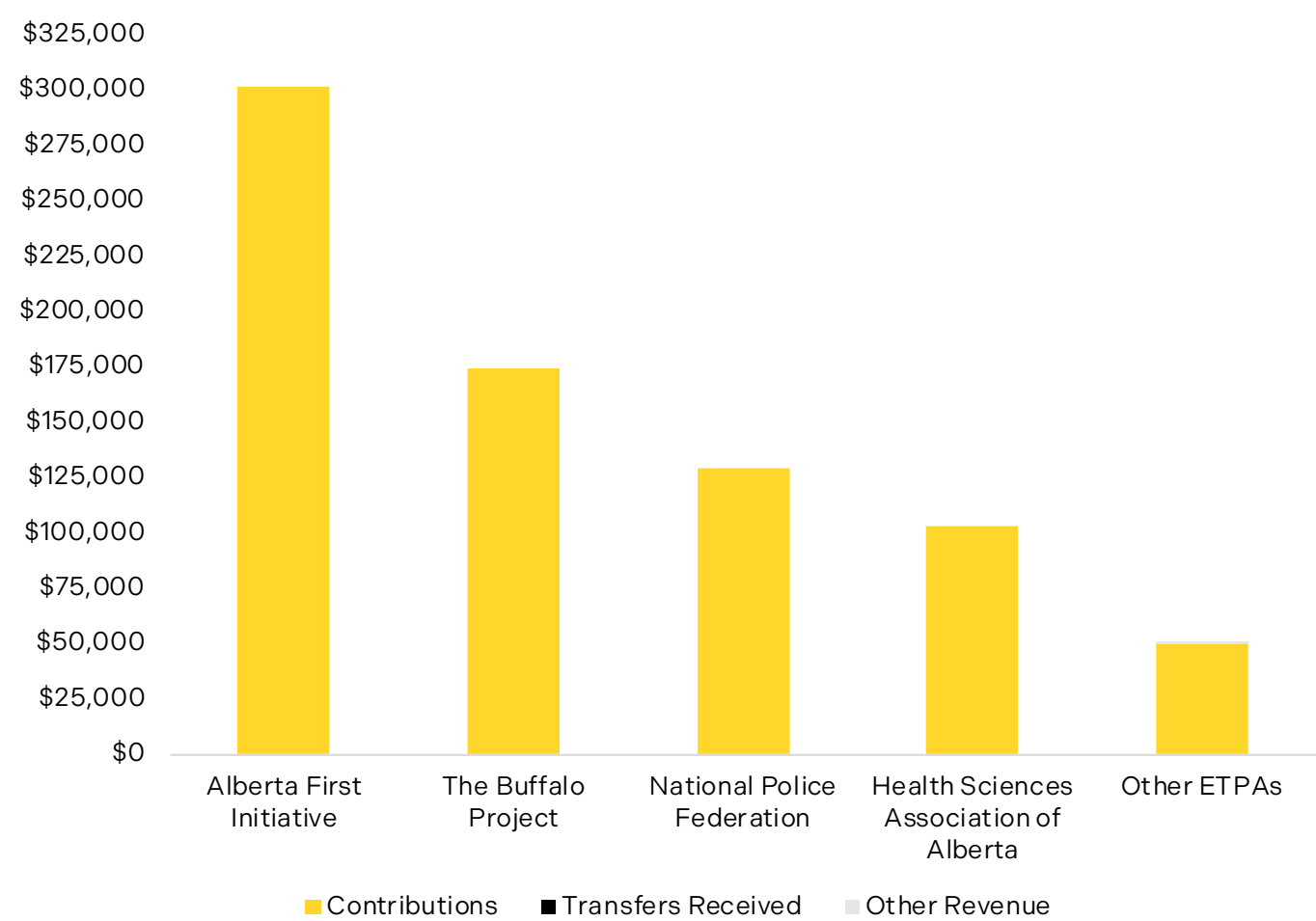
Contribution rules for election advertising were impacted by the legislative amendments made to the EFCDA, which came into force on March 31, 2022.

Alberta corporations, trade unions, and employee organizations were removed as eligible contributors, leaving only individuals ordinarily resident in Alberta eligible to make election advertising contributions. A contribution limit of \$30,000 per contributor, per year, was also implemented.

Prior to March 31, 2022, there was no limit for contributions made to ETPAs, and ETPAs could accept advertising contributions from Alberta corporations, Alberta trade unions, employee organizations, and persons ordinarily resident in Alberta.

Figure 50 shows total ETPA election advertising period revenues. Contributions to the ETPAs account for virtually all the revenue. See Appendix T for additional details on ETPA advertising contributions.

Figure 50: Total ETPA Election Advertising Period Revenues



Expense Limits and Advertising Period Expenses

ETPAs are subject to two election advertising limits, as outlined in table 43 below.

Advertising expenses can be any expense incurred in relation to the production of an election advertising message in the format in which the message is to be transmitted, and the acquisition of the means of transmission to the public of an election advertising message. Figure 51 shows the total ETPA election advertising period expenses.

Comparing figure 50 and 51, both the Alberta Federation of Labour Inc. and the Canadian Union of Public Employees (CUPE)– Alberta Division, are examples of how ETPAs may have election advertising period expenses but no corresponding contributions. In both cases, these ETPAs used contributions from prior year(s).

Table 43: 2023 ETPA Expense Limits

Time Frame	Dates	Expense Limit
Pre-Election Advertising Period	January 1 to April 30	\$159,200 (\$3,200 maximum per electoral division)
Election Advertising Period	May 1 to May 29	\$159,200 (\$3,200 maximum per electoral division)

Figure 51: Total ETPA Election Advertising Period Expenses

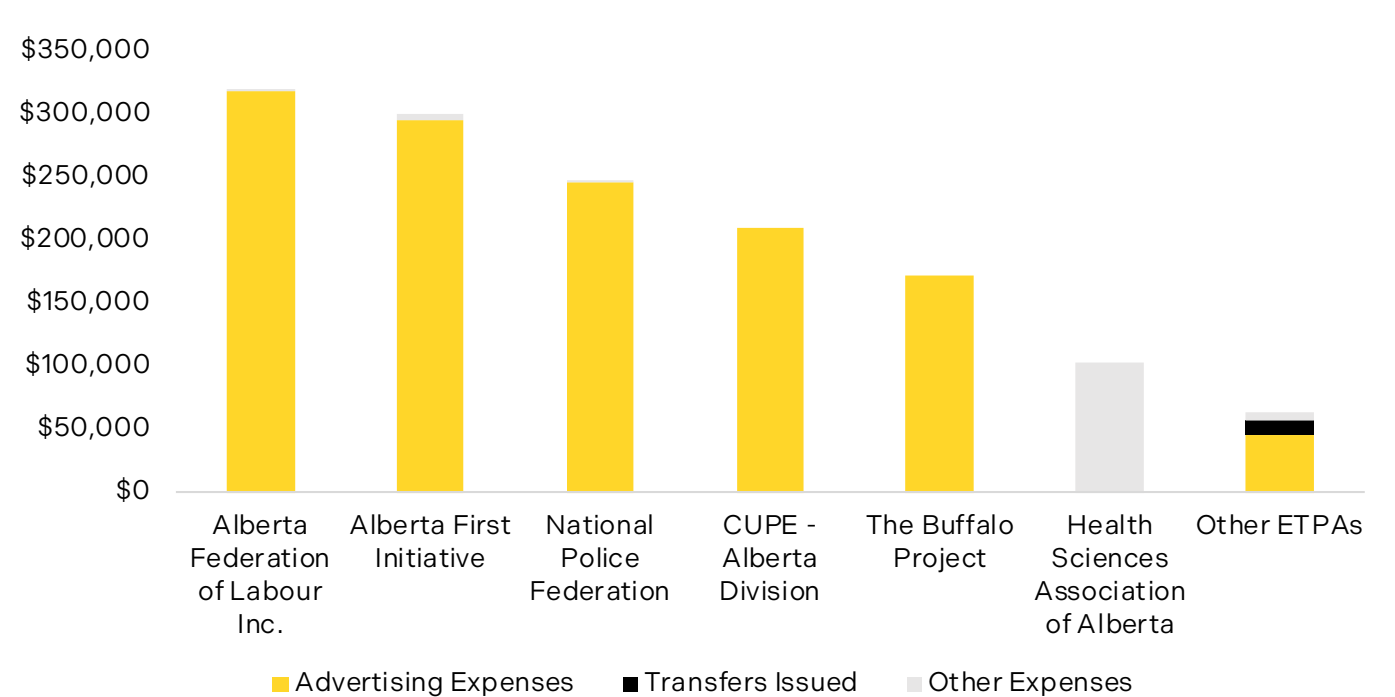


Table 44: Total ETPA Election Advertising Period Revenues, Expenses and Transfers

ETPA	Revenues		Expenses			Surplus (Deficit)
	Contributions	Other Revenue	Election Expenses	Other Expenses	Transfers Issued	
Alberta Assembly of Independent Members (AAIM)	\$ -	\$ -	\$ -	\$ -	\$ -	\$ -
Alberta Chambers of Commerce	\$ -	\$ -	\$ -	\$ -	\$ -	\$ -
Alberta Environmental Network Society (AEN)	\$ 3,200	\$ -	\$ 3,200	\$ -	\$ -	\$ -
Alberta Federation of Labour Inc.	\$ -	\$ -	\$ 318,400	\$ 49	\$ -	\$ (318,449)
Alberta First Initiative	\$ 302,000	\$ -	\$ 295,081	\$ 4,757	\$ -	\$ 2,162
Alberta Freedom Committee	\$ -	\$ -	\$ -	\$ -	\$ -	\$ -
Alberta Proud	\$ 30,611	\$ -	\$ 37,949	\$ 5,672	\$ -	\$ (13,010)
Alberta Roadbuilders and Heavy Construction Association (ARHCA)	\$ -	\$ -	\$ -	\$ -	\$ -	\$ -
Canadian Association of Physicians for the Environment - Alberta Committee (CAPE- Alberta)	\$ -	\$ -	\$ -	\$ -	\$ -	\$ -
Canadian Union of Public Employees - Alberta Division	\$ -	\$ -	\$ 210,053	\$ -	\$ -	\$ (210,053)
CUPE Local 3550	\$ -	\$ -	\$ -	\$ -	\$ -	\$ -
Drain the Swamp CANADA	\$ -	\$ -	\$ -	\$ -	\$ -	\$ -
Family Guy's Family Law Reform	\$ -	\$ -	\$ -	\$ -	\$ -	\$ -
Health Sciences Association of Alberta	\$ 103,259	\$ -	\$ -	\$ 103,259	\$ -	\$ -
National Police Federation (NPF)	\$ 129,251	\$ -	\$ 245,555	\$ 367	\$ -	\$ (116,671)
Public Interest Alberta Society	\$ -	\$ -	\$ -	\$ -	\$ -	\$ -
Shaping Alberta's Future	\$ 12,225	\$ 36	\$ -	\$ 460	\$ 11,802	\$ -
Students' Union, University of Calgary	\$ -	\$ -	\$ -	\$ -	\$ -	\$ -
Take Back Alberta Society	\$ -	\$ -	\$ -	\$ -	\$ -	\$ -
The Buffalo Project	\$ 174,100	\$ -	\$ 172,532	\$ -	\$ -	\$ 1,568
United Nurses of Alberta	\$ -	\$ -	\$ -	\$ -	\$ -	\$ -
WEXIT USA	\$ -	\$ -	\$ -	\$ -	\$ -	\$ -
www.StopTheNDP.info	\$ 4,203	\$ -	\$ 4,203	\$ -	\$ -	\$ -
Total	\$ 758,849	\$ 36	\$ 1,286,974	\$ 114,563	\$ 11,802	\$ (654,453)

Amounts are as submitted and have been rounded to the nearest dollar.

On the previous page, table 44 provides a breakdown of ETPA election advertising period revenues and expenses. Each ETPAs surplus or deficit balance is carried forward to the ETPAs 2023 annual financial statement. Two ETPAs, Alberta Proud and Health Sciences Association of Alberta, filed their election financial returns late and were assessed the legislated \$500 late fees. These ETPAs paid the legislated \$500 late fee and filed the outstanding financial return within the 30-day late filing grace period.

All the ETPAs that exceeded \$100,000 in advertising expenses filed independently audited financial statements as required by the EFCDA (total of Advertising Expenses column). No ETPAs as-submitted financial return reported exceeding the \$318,400 aggregate spending limit across the pre-writ period and writ period spending limits of \$159,200 each.

No ETPAs recorded revenue transfers received for the election advertising period.

Revenues

The Contributions column in the table represents any election advertising contributions received from contributors during the election advertising period from January 1, 2023, through the end of Election Day. Contributions were limited to **\$30,000** per contributor and are not eligible to be claimed for income tax credits by the contributors.

Amounts in the Other Revenue column may be made up of income from ETPA fundraisers, miscellaneous income, and pre-paid election advertising goods or services.

Expenses

ETPAs were subject to an Election Expense limit of **\$159,200** during the pre-writ election advertising period and **\$159,200** during the election advertising period from the Writ of Election through the end of Election Day. Election advertising expenses may include pre-paid election advertising goods or services.

The Other Expenses column can include miscellaneous non-advertising expenses which are not subject to the spending limit.

Transfers

The Transfers Received column may include fund transfers from other registered ETPAs. The Transfers Issued column may include funds issued to other registered ETPAs and to registered political third party advertisers.

7

Compliance and Enforcement

Introduction and Key Dates

Elections Alberta’s primary goal is to support all participants in the electoral process to comply with the legislation and uses a proactive approach, first using education and prevention, to reduce the need for intervention and investigation.



Preparation activities, such as early engagement with political participants, relationship development with supporting jurisdictions and partners, and establishing a network of qualified investigators throughout the province were undertaken to position Elections Alberta to be responsive to issues as they arose.

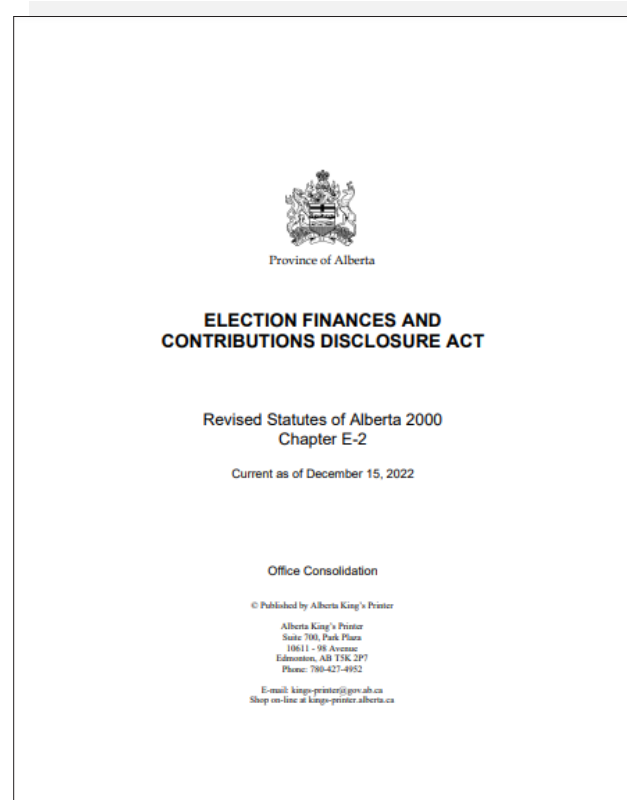
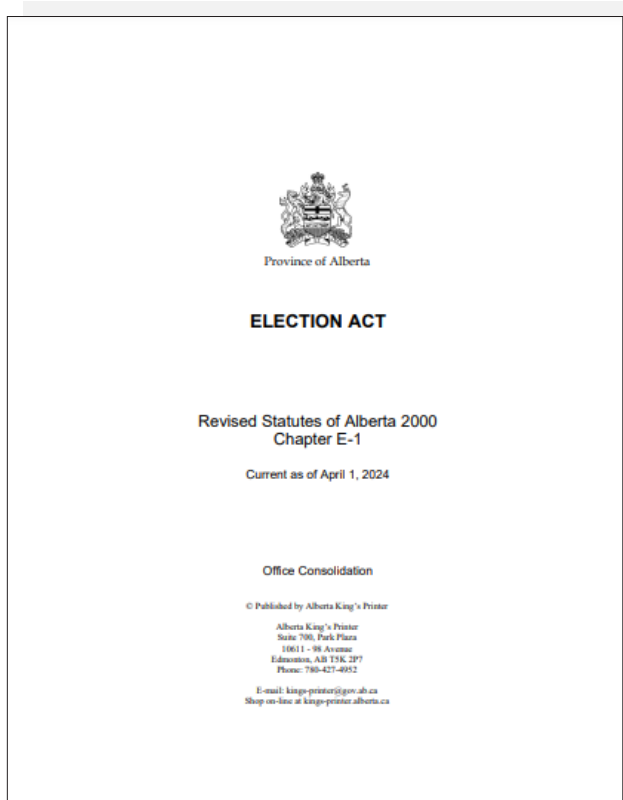
Online complaints related to the general election started in October 2022, peaked during the election period with approximately 17 complaints per day during the month of May, and carried through into the post-election period, with complaints continuing to arise nearly a year following the election. While all complaints are assessed promptly, during the election period these efforts were increased to ensure issues that could and needed to be addressed immediately, were. In many cases, complaints were assessed and addressed or investigated during the election period, ensuring a level playing field for all participants.

Following the election period, remaining complaints were assessed and prioritized for investigation. Investigations are ongoing, with findings and decisions that result in a letter of reprimand or administrative penalty posted on the Elections Alberta website as files are completed.

- October 2022**
Intake of first complaint related to the 2023 Provincial General Election involving early campaigning.
- January 2023 – May 2023**
Candidate support for access to multi-unit dwellings.
- February 2023**
First compliance agreement related to the 2023 Provincial General Election.

Training for investigators on general election voting processes.
- May 2023**
Established a direct line of contact with various law enforcement agencies including the Provincial Security Intelligence Office.

Investigators assigned to specific electoral divisions to provide proactive support in voting places and returning offices.



The EFCDA and the *Election Act* outline the roles, responsibilities, and obligations of returning office staff, election officers, political participants, contributors, and voters. Investigating and following up with participants in the electoral process who may have breached legislation is the responsibility of the Election Commissioner, a legislated role operating within Elections Alberta.



This section outlines the pre-event preparation activities, measures deployed during the election period, and an overview of the complaints received related to the 2023 Provincial General Election. The Chief Electoral Officer's Annual Report will report on the status of investigations and any reportable findings and decisions as investigations are completed.

Pre-Event Preparation Activities

Coordination with Supporting Jurisdictions and Partners

Many of the complaints received by Elections Alberta are outside our jurisdiction or require assistance from other agencies to support resolution of the issue or the investigative process. Establishing contacts and relationships with external agencies was an important pre-event preparation activity to support referrals and requests for assistance during the election.

Relationships were established with the Provincial Security Intelligence Office (PSIO), Criminal Intelligence Service Canada (CISC), and various law enforcement agencies across the province to establish direct lines of communication, share information, and facilitate expedient referrals.

Contacts were also established with online platforms such as Meta, Google, TikTok, and X (Twitter) to support the efficient resolution of potential issues during the election. This included support for removing posts that were not in compliance with legislation, such as pictures of how an elector marked a ballot, and supporting law enforcement in taking action if threats to persons or voting places were made through online platforms.

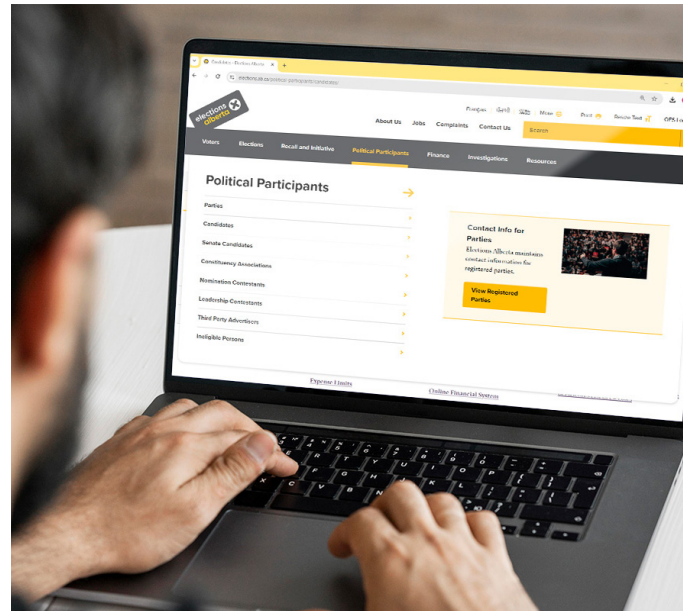
Having strong relationships and a single point of contact between law enforcement, intelligence partners, and Elections Alberta helped minimize incidents of non-compliance, improved safety of voting places and returning offices, and reduced the need for follow-up investigations after an infraction occurred.



Engagement with Political Participants

Recognizing the complexities of the legislation, engaging with and educating political participants on electoral legislation, their responsibilities, and obligations is vital to maintaining a high level of compliance. While engagement and information was provided throughout the election cycle, dissemination of information and materials increased once legislative amendments came into effect on March 31, 2022.

All political participants were provided with an outline of the legislative amendments that impacted them, as well as details on how to transition to the new requirements. The Elections Alberta website was updated and detailed guides were developed for each political participant type.



Elections Alberta hosted two all-party meetings to share information on the legislation and processes used by Elections Alberta. The meetings were open to all registered political parties and were generally attended by party executives. Topics included:

- processes and requirements for obtaining access to the List of Electors,
- election security, particularly around protecting information contained in the List of Electors,
- foreign electoral interference,
- nomination process and timelines,
- party spending limit,
- Register to Vote campaign and enumeration activities,
- identification requirements for voters,
- information on voting processes,
- demonstrations of tabulators and voter assist terminals,
- scrutineer appointments,
- results reporting, and
- official count and verification processes.

Elections Alberta also offered a “campaign college”-style session to political parties during their conventions to educate candidates on their obligations and processes under the EFCDA and *Election Act*. No requests for this session were received in advance of the 2023 Provincial General Election, with one-on-one coaching and support by email and phone being the method of education preferred by parties this election.

Investigation Team and Support

The investigation team was expanded to eight contractors operating out of Edmonton and Calgary to support the anticipated volume of complaints and support requirements during the 2023 Provincial General Election.

New investigation management software was implemented in 2020 to support the rapid intake, assignment, and management of investigations. Ongoing training and customization of this software between 2020 and 2023 ensured the system was well-adapted for managing the complaints and investigation processes. Investigators were also kept up-to-date with frequent reviews and training relating to investigation processes, business rules, report formats, disclosure processing, and internal databases.

In the lead-up to the election period, investigators received training to support them in understanding electoral legislation and the voting processes. Topics included:

- identification requirements,
- voting options,
- special ballot voting processes,
- in-person voting processes (for advance voting, mobile voting, and Election Day),
- rules for scrutineers,
- unofficial and official count processes,
- emergency measures,
- advertising guidelines,
- guidelines for election signage, and
- rights of access to multi-unit dwellings.

In the months leading up to Election Day, the intake process was modified to allow for the high volume of online complaints and phone calls. Each allegation was reviewed and, in some cases, disseminated to appropriate areas within Elections Alberta for action. Every complaint received was promptly acknowledged and, in most cases, answered within five days.



Supporting Compliance

Access to Multi-Unit Dwellings

Once endorsed, candidates may request an identification badge for themselves and one campaign volunteer to gain access to multi-unit dwellings for campaigning during the pre-writ period. Over 60 candidates requested pre-writ badges between October 2022 and April 2023. Once the Writs of Election were issued and the candidate completed the nomination process, Returning Officers issued badges to the candidate and their campaign. During the writ period, there is no limit on the number of badges that can be issued, but candidates are responsible for keeping a log of the unique identifier number on each badge and the person to whom it was issued. These unique identifier numbers can be used by individuals who wish to make a complaint regarding a canvasser.

During the pre-writ and election periods, the most common complaint regarding multi-unit dwellings was from candidates who were denied access to the multi-unit dwelling. While their right of access is outlined in the *Election Act*, many property managers are not aware of this requirement. Investigators supported candidates in gaining access to buildings by determining the responsible person for the building, obtaining contact information, and contacting them to share information about the legislation.

A total of 19 complaints were received related to multi-unit dwelling access. All complaints were resolved and compliance was achieved.

Election Advertising

Registered political parties, constituency associations, candidates, and third party advertisers are required under legislation to include sponsorship and contact information on their advertisements. The Chief Electoral Officer issues Advertising Guidelines, available at elections.ab.ca/resources/legislation-bulletin-guidelines, to provide details on requirements for different types of advertising mediums, such as physical signage, television, radio, online, phone calls, and text messaging.

Additional requirements, however, apply to advertising that is outside of Elections Alberta's jurisdiction. This includes:

- Guidelines for placement, size, location, and removal of election signs on provincial roadways.
- Bylaws for the placement, size, location, and removal of election signs in municipalities.
- Canadian Radio-television and Telecommunications Commission (CRTC) rules for unsolicited telecommunications made on behalf of political entities, National Do Not Call List (DNCL), and automatic dialing-announcing devices.

Over 400 complaints or concerns were received regarding election advertising. These complaints related to election advertising at voting places, sponsorship messaging, government advertising, and election third party advertising. Where complaints were outside our jurisdiction, complainants were referred to the appropriate authority, whether that be the CRTC, Alberta Transportation, the local municipality, or law enforcement.

Compliance Agreements

Compliance agreements are an important tool for quickly resolving issues during the pre-writ and election periods. Not only are they a tool to assist with achieving compliance, but they also provide an opportunity for education and improved communication.

During the 2023 Provincial General Election, three compliance agreements were entered into, as outlined in table 45 below.

Table 45: Compliance Agreements during the 2023 Provincial General Election

Name	Contravention Summary	Issue Date
United Conservative Party Banff-Kananaskis Constituency Association	<p>The Banff-Kananaskis constituency association sponsored an advertising billboard, placed along the eastbound portion of Highway 1 near the Highway 40 intersection, in Alberta. The billboard did not include an authorization statement stating the sponsor's name and contact information contrary to s. 134(2) of the <i>Election Act</i>.</p> <p>The constituency association agreed to modify the billboard to ensure that the correct information is displayed. Further, they agreed that all future advertising of this nature will adhere to the provisions, as outlined in the <i>Election Act</i> and the <i>Chief Electoral Officer's Advertising Guidelines for Political Participants</i>.</p>	February 10, 2023
Tim Hoven	<p>Tim Hoven, an independent candidate in the Rimbey-Rocky Mountain House-Sundre electoral division for the 2023 Provincial General Election engaged in campaign activity and posted a campaign website while unregistered. An independent candidate is ineligible to register and perform any campaign activity under section 9(2) and 9(2.1) of the EFCDA until after the commencement of the campaign period.</p> <p>Mr. Hoven agreed to remove his website and not accept any contributions or incur any campaign expenses until the campaign period begins, in accordance with section 9(1.1) of the EFCDA.</p>	April 28, 2023
Funky Banjoko	<p>Funky Banjoko, an independent candidate in the Fort McMurray-Wood Buffalo electoral division for the 2023 Provincial General Election did not meet the legislated requirement to display an authorization statement and contact information on various signage and printed materials contrary to section 134(2) of the <i>Election Act</i>.</p> <p>Ms. Banjoko agreed to modify signage and printed materials to ensure that the correct information is displayed. Further, Ms. Banjoko agreed that all future advertising of this nature will adhere to the provisions, as outlined in the <i>Election Act</i> and the <i>Chief Electoral Officer's Advertising Guidelines for Political Participants</i>.</p>	May 18, 2023

Complaints

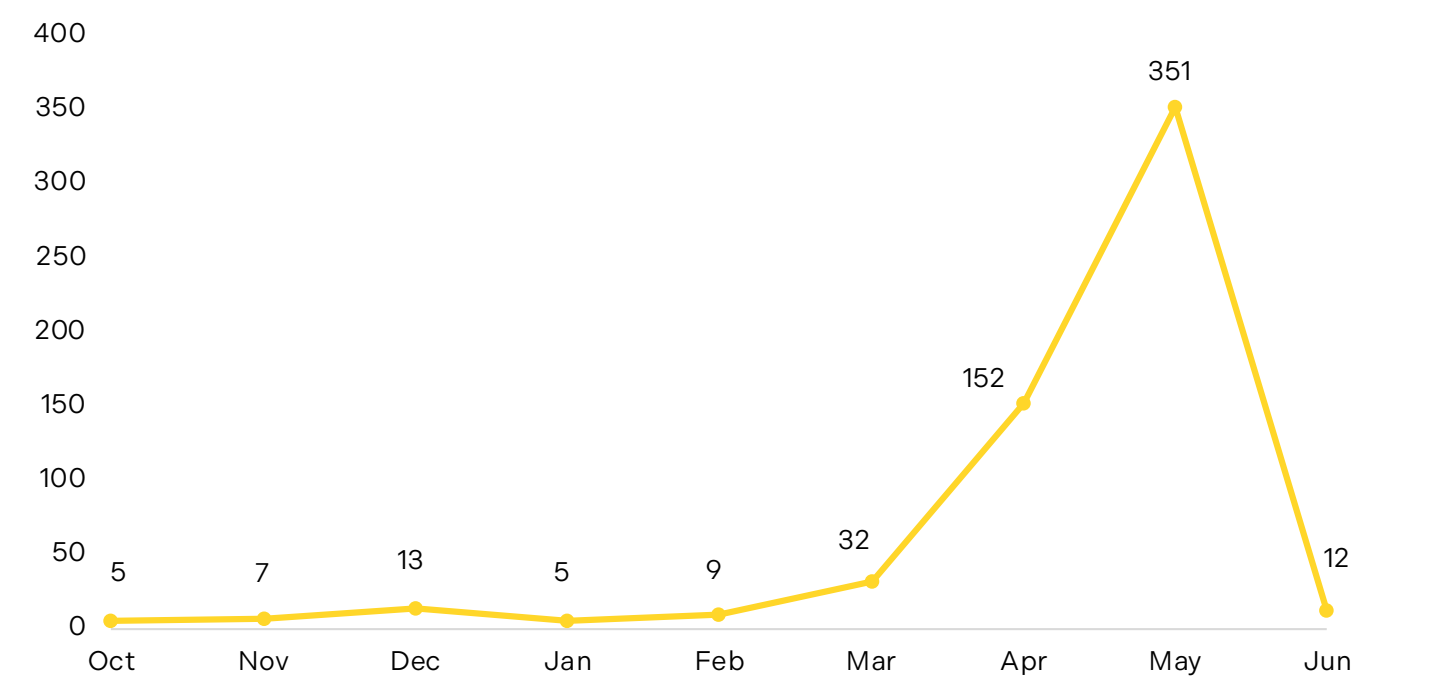
Intake and Triage Process

In advance of the election period, a timely complaint review and triage process was implemented. The intake process was streamlined and workflows were adapted based on the increased volume of complaints. This was done to ensure that immediate action items and complaints of higher priority were addressed in the most appropriate and expeditious manner, with the following goals for intake and triage:

- All complaints reviewed and prioritized within one day of receipt.
- Action initiated for all priority complaints within one day of receipt.
- Acknowledge and/or address all complaints within five business days of receipt.

During the intake process, complaints were assessed for jurisdiction, priority, and whether immediate action was required. Complaints were also assessed to determine if any internal or external notification was required, particularly where there was a potential safety risk to staff, political participants, or voters. The intake timelines were met 100% of the time for all priority complaints. Figure 52 outlines the number of complaints received by month.

Figure 52: General Election Complaints Received by Month, October 2022 to June 2023

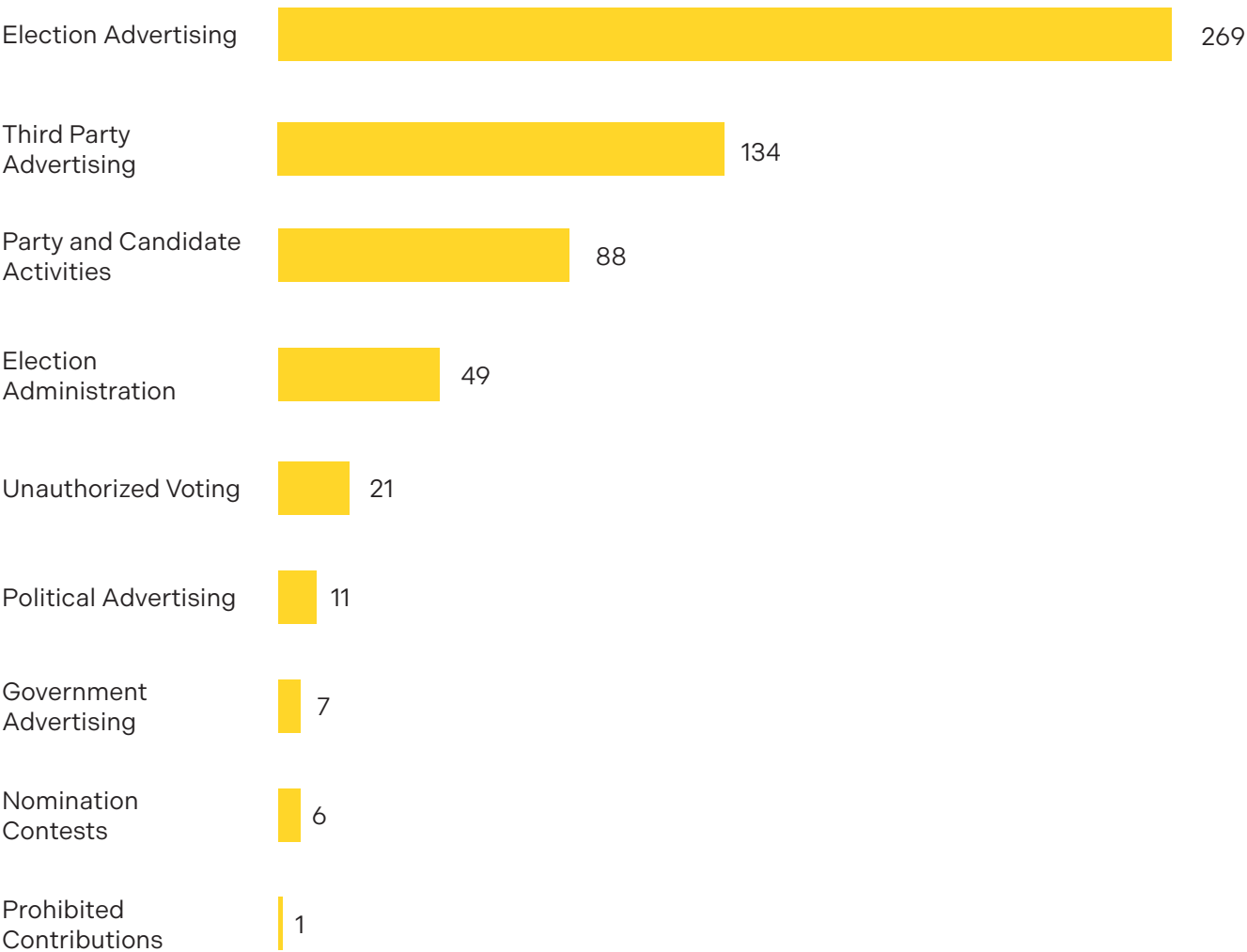


Complaint Volume and Disposition

Between October 1, 2022, and June 30, 2023, 586 online complaints were received. Every complaint received an acknowledgment by email and 316 of the 586 complaints were addressed and concluded within five business days of receipt.

Figure 53 provides an overview of the categories of complaints received. The most common areas of complaint included election advertising and third party advertising.

Figure 53: Complaint Categories



Investigations

Complaints related to a breach of legislation were further reviewed by the Election Commissioner to determine if an investigation was required. From the 586 complaints, 270 investigations were initiated. As of March 31, 2024, 243 investigations were completed, and 27 investigations are ongoing.

Table 46 provides an overview of the disposition of complaints as of March 31, 2024.

Table 46: Complaint Disposition

Disposition	Definition	Total
No Jurisdiction	Complaint falls outside of legislation, referred to outside agencies	47
Customer Service	Educate and assist in the election process	245
Information Only	Opinion or information provided, no complaint or allegation made, information filed for future reference	41
Unfounded	Complaint falls under the legislation but is not a breach	179
Compliance Agreement	A consensual written agreement for the purpose of ensuring legislative compliance	3
Advice to Future Conduct	Where a minor violation has occurred, advice is provided to ensure future compliance	44
Still under Investigation	Investigation ongoing	27
Total		586

As per section 206.1 of the *Election Act* and section 5.2 of the EFCDA, Elections Alberta may only publish findings and decisions on the Chief Electoral Officer’s website when an investigation is concluded if:

- an administrative penalty is imposed,
- a letter of reprimand is issued, or
- a request is received to publish from a person or organization:
 - who is the subject of the investigation,
 - who would have been a subject of an investigation that is not started, or
 - requested the investigation.

Details relating to investigations that conclude with the issuance of an administrative penalty, a letter of reprimand, or a compliance agreement are posted on the Elections Alberta website and in the Chief Electoral Officer’s annual report.

Redirected Concerns

An additional 256 concerns not related to a breach of the electoral legislation received through online complaint reporting were forwarded to other areas of Elections Alberta for a response. These concerns related to issues, such as:

- location of voting places,
- identification requirements,
- names included on where to vote card mailings,
- use of Elections Alberta website to register to vote,
- Elections Alberta publications, and
- use of tabulators for advance voting.

For other areas outside of Elections Alberta's jurisdiction, the complainant was provided with information to assist them in contacting the appropriate authority for resolution. This most commonly included information for the CRTC, Alberta Transportation, and municipalities for concerns related to election advertising.

Investigations Arising from Internal Data

In addition to complaints received from the general public, the Election Commissioner can initiate investigations. These are most commonly generated as a result of internal data received and analyzed by Elections Alberta staff.



Investigations that are a result of internal referrals are subject to the same disclosure provisions, with findings and decisions made available on the Elections Alberta website as investigations are completed.

Financial Compliance

As outlined in section 6, political participants have obligations and deadlines to report contributions and expenses for their campaigns. All financial disclosures are audited by Elections Alberta, and where potential breaches of legislation are identified, the file is referred to the Election Commissioner for investigation.

Voting Compliance

Following the election, all declarations and oaths completed in the voting place are reviewed and data entry is completed to register new electors, update elector records with corrected information, and mark electors as voted. During this process, potential voter infractions are identified and referred to the Election Commissioner for investigation, including potential instances of double voting and ineligible persons voting. Since June 30, 2023, this analysis has generated 220 additional complaints.

8

Elections Alberta Expenses



The 2023 Provincial Enumeration and General Election had a total cost of \$39,128,547. This section provides an overview of expenses incurred by Elections Alberta in delivering these events and a comparison of costs to the 2018 Provincial Enumeration and 2019 Provincial General Election.

Enumeration

The 2023 Provincial Enumeration was the first enumeration completed by mail. Previous enumerations were conducted in person with enumerators visiting households across the province. The total cost was \$2,378,959.

Table 47 below outlines the total cost of the enumerations in 2018 and 2023, broken down by cost categories.

Table 47: Enumeration Cost Summary

Event Expenses	2018 Enumeration	2023 Enumeration
Salary and Wages	\$ 383,109	\$ 229,500
Employer Contributions	\$ 56,774	\$ 18,297
Travel	\$ 27,414	\$ -
Advertising	\$ 1,455,552	\$ 421,252
Freight and Postage	\$ 72,506	\$ 1,145,589
Rentals	\$ 7,740	\$ -
Telephones and Communications	\$ 421,687	\$ 5,594
Repairs and Maintenance	\$ 951	\$ -
Contract Services	\$ 358,254	\$ 449,337
Technology Services	\$ 399,107	\$ 109,390
Corporate Hosting	\$ 13,478	\$ -
Enumeration Materials and Supplies	\$ 2,313,779	\$ -
Electoral Division-specific Costs	\$ 4,834,229	\$ -
Total	\$ 10,344,580	\$ 2,378,959

Over 64% of the 2023 Provincial Enumerations \$2,378,959 cost was directly attributed to the production, printing, and mailing of enumeration letters and brochures. This included \$1,145,589 in freight and postage and \$428,000 in contract services.



2023 Provincial Enumeration

Radio and social media advertising, including the production of ads and placement costs, was the third highest cost at \$421,252. Opening and providing provincial call centre services from March 27 to April 30, 2023, had a cost of \$229,500 in salaries and wages, \$18,297 in employer contributions, and \$5,594 in operational costs for telephones. A further \$109,390 was spent on technology services to update and support Elections Alberta's online register to vote service.

2018 Provincial Enumeration

In comparison, the 2018 Provincial Enumeration's major cost drivers were related to equipping and supporting 5,692 enumerators across the province to complete door-to-door enumeration activities. This included \$4,834,229 in electoral division-specific costs, which included hiring and training Returning Officers and Enumerators, training and office space rentals, and Returning Officer and Enumerator fee payments. It also included \$2,313,779 in materials and supplies, as well as \$72,506 in freight and postage to distribute materials to the 87 Returning Officers.

Advertising expenses were significantly higher than in 2023, as the 2018 enumeration campaign spanned two and a half months and included three phases of advertising.

Costs for provincial call centre employee salaries and wages were 67% higher, reflecting the additional six weeks the provincial call centre was open followed by post-event data entry completed to prepare the List of Electors for the 2019 Provincial General Election.

Additional details on the costs and methodology of the 2018 Provincial Enumeration are outlined in the post-event report available at: elections.ab.ca/resources/reports/enumerations.

Results Analysis

Comparing participation rates and effectiveness of the enumerations in 2018 and 2023 is challenging due to the different methodologies used. Table 48 provides a comparison of the household participation rates for both enumerations. In 2018, 57.5% of households participated in the enumeration compared to 10.5% in 2023. With a door-to-door enumeration, the participation goal is 100%, while for a mail-based enumeration, only households with updates are asked to participate.

An alternative comparison metric is the cost per participating household to confirm, update, add, or delete elector information.

Table 49 outlines the enumeration cost per participating household. Costs per participating household were very similar across enumeration methods, at \$9.79 per household in 2018 and \$9.67 per household in 2023.

Table 48: Household Participation in Enumeration, 2018 vs. 2023

	# Households Participating		% Households Participating	
	2018	2023	2018	2023
Calgary	350,132	81,423	69.0%	12.9%
Edmonton	243,657	66,688	56.7%	12.9%
Rest of Alberta	462,877	97,684	51.3%	8.2%
Total	1,056,666	245,795	57.5%	10.5%

Table 49: Enumeration Cost per Participating Household, 2018 vs 2023

Year	Enumeration Cost	# Households Participating	Cost per Household
2018	\$10,344,580	1,056,666	\$9.79
2023	\$2,378,959	245,795	\$9.67

General Election

The 2023 Provincial General Election had a total cost of \$36,749,588. This includes pre-event preparation, election event, and post-election costs incurred between 2021 and 2023.

Table 50 below outlines the total costs of the general elections in 2019 and 2023, broken down by cost categories.

Table 50: Election Cost Summary

Event Expenses	2019 Election	2023 Election
Salary and Wages	\$ 1,067,974	\$ 1,326,545
Employer Contributions	\$ 388,768	\$ 849,211
Travel	\$ 530,275	\$ 800,062
Advertising	\$ 2,794,933	\$ 3,504,298
Insurance	\$ 15,000	\$ 14,506
Freight and Postage	\$ 1,929,300	\$ 3,399,931
Rentals – Returning Officer’s Office	\$ 2,209,885	\$ 3,492,018
Rentals – Voting Places	\$ 972,335	\$ 1,411,971
Telephones and Communications	\$ 235,619	\$ 743,504
Repairs and Maintenance	\$ 4,031	\$ 1,279
Contract Services - Printing	\$ 822,691	\$ 1,176,910
Contract Services – Returning Officer’s Office Staff	\$ 3,842,165	\$ 5,392,241
Contract Services – Election Staff	\$ 7,820,760	\$ 7,653,168
Contract Services – Other	\$ 593,119	\$ 2,546,688
Technology Services	\$ 441,636	\$ 2,178,123
Corporate Hosting	\$ 117,976	\$ 230,033
Election Materials and Supplies	\$ 630,992	\$ 2,029,100
Total	\$ 24,417,459	\$ 36,749,588

Cost Per Elector

The 2023 Provincial General Election average cost per elector on the Post Election Day List of Electors was \$12.50. Table 51 provides a comparison of the cost of the election per elector in the general elections in 2019 and 2023.

Table 51: Comparison of 2019 and 2023 Provincial General Election Costs per Elector

	2019	2023	% of Change
Total Actual (Cost of the Election)	\$24,417,459	\$36,749,588	50.5%
Names on the Post Election Day List of Electors	2,824,309	2,939,762	4.1%
Average Cost per Name on the Post Election Day List of Electors	\$8.65	\$12.50	44.5%

Historical Cost Analysis

The total expenses associated with the 2023 Provincial General Election surpassed those of the 2019 General Election by 50.5%. This increase in costs can be attributed to a number of factors, including inflation, disruptions to supply chains caused by COVID-19, change in population, legislative changes, and additional initiatives undertaken by Elections Alberta.

Figure 54 provides historical election costs from 2012 to 2023 and table 52 provides an overview of common cost drivers impacting the last three general elections.

Figure 54: Historical Election Costs, 2012 to 2023

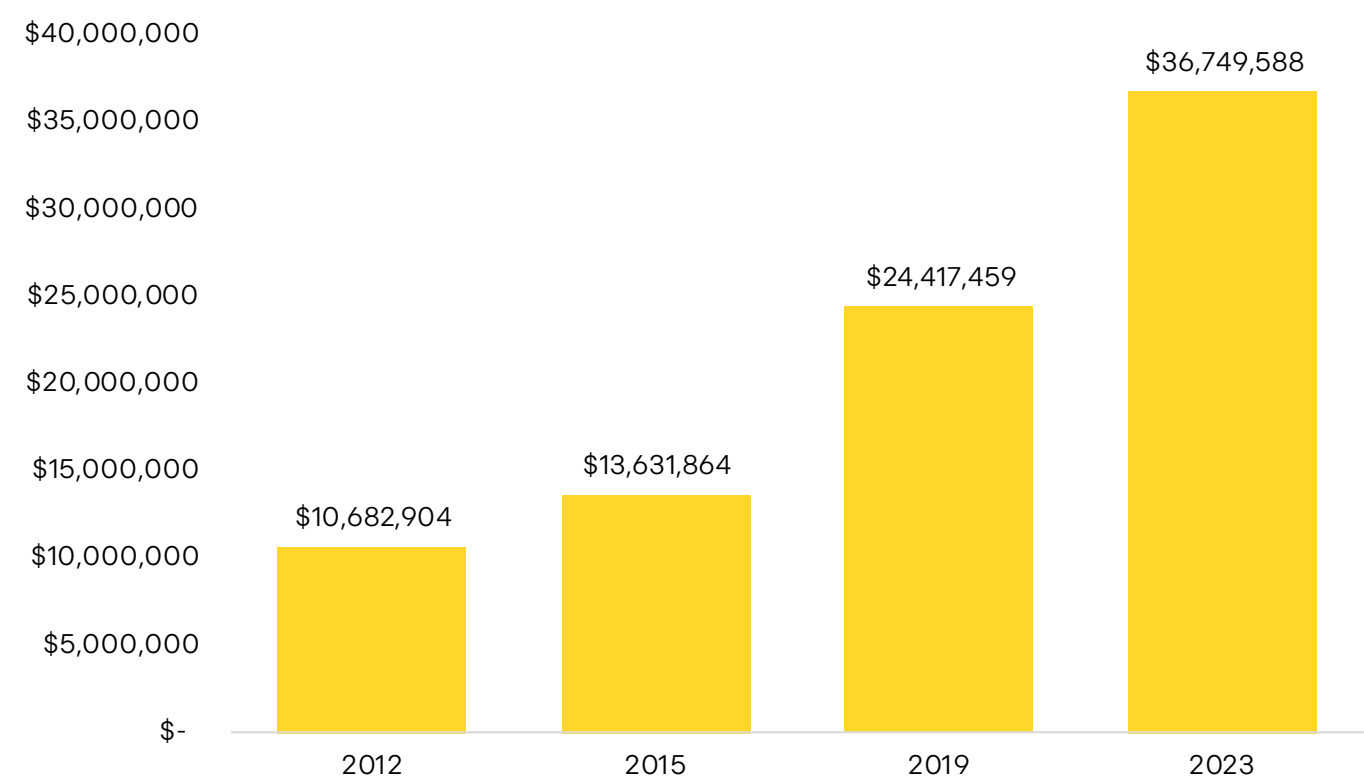


Table 52: Common Cost Drivers, Election Expenses, 2015 to 2023

Election Year	Election Cost	Cost Increase	Inflation*	Population Growth**	Major Initiatives
2015	\$13,631,864	27.6%	3.47%	6.7%	<ul style="list-style-type: none"> • Four advance voting days, • Expanded communication and online engagement activities, • Where to vote cards sent to all households, • Trainer position was introduced in the returning office, and • Classroom training expansion to include Poll Clerks.
2019	\$24,417,459	79.1%	7.26%	5.3%	<ul style="list-style-type: none"> • Five advance voting days, • Vote anywhere for advance voting with centralized tabulators for the count, • Expanded mobile voting, • IT Support Staff position was introduced in the returning office, and • Online election officer training introduced to supplement classroom training.
2023	\$36,749,588	50.5%	14.87%	8.7%	<ul style="list-style-type: none"> • Election Clerks included in pre-election preparation activities, • Expansion of advance and mobile voting options, • Expansion of special ballot access and coverage of mailing costs, • Introduction of satellite offices, • A new Election Management System, and • Tabulators and voter assist terminals for advance voting.

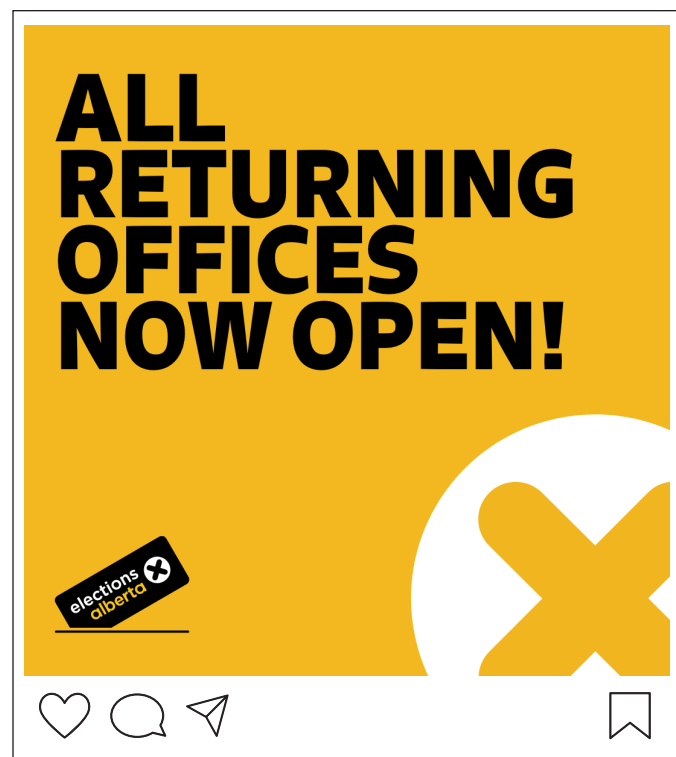
*Inflation between election years, as per Bank of Canada at bankofcanada.ca/rates/related/inflation-calculator.

**Population increase between election years, as per Province of Alberta Economic Dashboard. Q4 population used for each election year. For more information, visit: economicdashboard.alberta.ca/dashboard/population-quarterly.

As noted in table 52, an 8.7% population increase and 14.87% inflation increase between 2019 and 2023 had an impact across all cost categories.

Significant election expenses are incurred to hire returning office staff and election officers and provide supplies to all 87 returning offices, six satellite offices, and 1,547 advance and Election Day voting places across the province.

Supply chain issues experienced due to COVID-19 caused further challenges, with many products needing to be sourced outside of Alberta, and in some cases, Canada, to meet delivery deadlines.



Further cost increases were a result of expanded voting and electoral service options to deliver on Elections Alberta's mandate. These included:

- Significantly expanding advance voting through the increased number of available locations and staffing assigned to each location to improve the efficiency and quality of service.
- Introducing an innovative staffing model for Election Day voting to enhance the overall voter experience, focusing on streamlining the process for individuals needing to register before voting.
- Extending mobile voting options to include a wider array of facilities receiving services across all voting days to ensure comprehensive electoral participation.
- Expanding special ballot voting by adopting centralized coordination for mail-outs, facilitating expedited delivery for all voting packages, and including postage-paid envelopes for return ballots.
- Opening six satellite returning offices to improve accessibility to voting services for constituents within geographically expansive electoral divisions.
- Using tabulators at all advance voting places to allow all unofficial results to be reported following the close of voting on Election Day.
- Introducing voter assist terminals to allow voters who may otherwise require assistance to vote independently.
- Appointing Election Clerks a year earlier to assist Returning Officers with expanded pre-election activities, including engagement with local communities and identification and selection of voting places.

2019 to 2023 Cost Comparison

Population growth, inflation, amended legislation, and new initiatives impact each election cost area differently. An overview of the cost changes between the 2019 and 2023 Provincial General Election is provided below.

Salaries and Wages

Salaries and wages includes fees for support positions operating out of Elections Alberta's head office, such as provincial call centre, data entry, special ballot, and IT support staff. Costs for these positions in 2023 were similar to 2019, with variations due to differences in the supports provided centrally in the two elections.

Salaries and wages also include fees paid to Returning Officer Liaisons, who oversee and support the work of Returning Officers and returning office staff. Returning Officer Liaison fees were substantially higher in 2023 due to the increased role expectations in the pre-election preparation period.

Employer Contributions

The employer contributions category includes all allowances, benefits, and employer contributions for wage staff, returning office staff, and election officers. Increases for 2023 relate to the increases in hours worked and fees paid.

Travel

Travel increases were largely incurred in the pre-election preparation period, with travel costs for both Returning Officers and Election Clerks to attend training, and travel in their electoral division to complete voting place site selection inspections and community outreach.

Advertising

Advertising made up about 10% of the total election cost in 2023 compared to 11% in 2019. These costs included newspaper ads for voting locations and media placement and development costs for the election campaign. Cost increases are related to higher media placement costs and additional online and radio advertising that needed to be produced and placed during the election period to respond to the wildfires.

Insurance

Insurance costs were similar in both general elections, as Alberta Risk Management maintained the premium costs at the same level.

Freight and Postage

In 2023, freight and postage costs accounted for nearly 9% of election-related expenses. This figure closely mirrors the 8% recorded in the previous election cycle. Freight and postage costs include shipping materials to returning offices, disseminating where to vote cards, and expedited mailing of special ballot packages. A new contract for material shipments was negotiated with Canada Post following the 2019 Provincial General Election, resulting in a substantial increase in shipment costs, reflecting Canada Post's cost increases to deliver the service. Postage costs increased due to annual postage increases, as well as the policy decisions to send all special ballot packages by Xpresspost™ service and provide a postage-paid return envelope in all packages.

Rentals - Returning Officer's Office

The increase of \$1,282,133 in the "Rentals – Returning Officer's Office" expenses in 2023 compared to 2019 is mainly attributed to higher office lease costs. There was a 49% increase in the average square footage of returning office spaces compared to 2019, combined with a roughly 21% increase in the average cost per square foot. Furthermore, the jump in office lease spending was also influenced by landlords' hesitancy towards short-term leases and the scarcity of properties meeting the specific returning office size and feature requirements.

Rentals – Voting Places

The \$439,636 increase in voting place rentals in 2023 vs. 2019 was due to the change in fee structure used to determine payments for voting places and the increase in number of advance voting places. Appendix U provides a cost summary by electoral division for this category.

Telephones and Communications

Telephones and communications include the hardware and monthly billing costs for cell phones, returning office phones and networks, advance voting place internet service, and the provincial call centre. The increase is related to providing cell phones to Election Clerks in addition to Returning Officers, additional equipment to support more advance voting places, and the purchase of new telecommunications equipment for all 93 returning and satellite offices to support office network and phone services.

Repairs and Maintenance

Repairs and maintenance costs were lower in 2023 than in 2019 as there was less damage caused to voting places and returning offices requiring repair.

Contract Services – Printing

Printing expenses increased by \$354,219 in 2023 compared to 2019 due to general increases in printing costs and challenges sourcing paper and envelopes following the COVID-19 pandemic.

Contract Services – Returning Officer's Office Staff

The Returning Officer's office staff expenses comprises the staff for the 93 returning and satellite offices, as well as the pre-election preparation activities of Returning Officers and Election Clerks. The increase of \$1,550,076 in "Contract Services – Returning Officer's Office Staff" was due to:

- changes in how election fees were assessed for Returning Officers and Election Clerks,
- increases in hourly rates for Returning Officers, Election Clerks, and Administrative Assistants,
- increases in hours worked in all returning offices for the Administrative Assistant, Trainer, and IT Support Staff,
- increases in pre-election activities completed by Returning Officers and Election Clerks,
- expansion of online and in-person training for all returning office staff, and
- increases in staffing levels to provide satellite offices and fully-trained alternate teams.

Appendix U provides a cost summary by electoral division for this cost category.

Contract Services - Election Staff

There was a decrease of \$167,592 in “Contract Services – Election Staff” in 2023 compared to 2019 due to the new staffing model deployed on Election Day. The change in staffing model reduced the number of staff required, while continuing to provide efficient service. This reduction offset increased training fees for advance voting election officers and increased numbers of election officers appointed to advance voting places. Appendix U provides a cost summary by electoral division for this cost category.

Contract Services - Other

This expense category increased by \$1,953,569 in 2023 compared to 2019. About 60% of the increase can be attributed to providing and supporting tabulators and voter assist terminals in advance voting places. The remaining 40% can be attributed to an increase in the cost to prepare where to vote cards, increased support of the CIVIX Student Vote program, and equipment rental costs related to the laptops that manage the electronic voting record at advance voting places.

Technology Services

Technology services increased by \$1,736,487 in 2023 compared to 2019 due to significant investment in new technology. Elections Alberta invested in VoterView (Datafix), an electoral management system to support returning offices and advance voting.

Corporate Hosting

Corporate hosting costs were increased, reflecting the higher number of staff and days of training provided to prepare the returning office staff for the election.

Election Materials and Supplies

Materials and supplies increased by \$1,398,108 in 2023 compared to 2019 due to inflation and COVID-19-related supply chain issues.



9

Recommendations

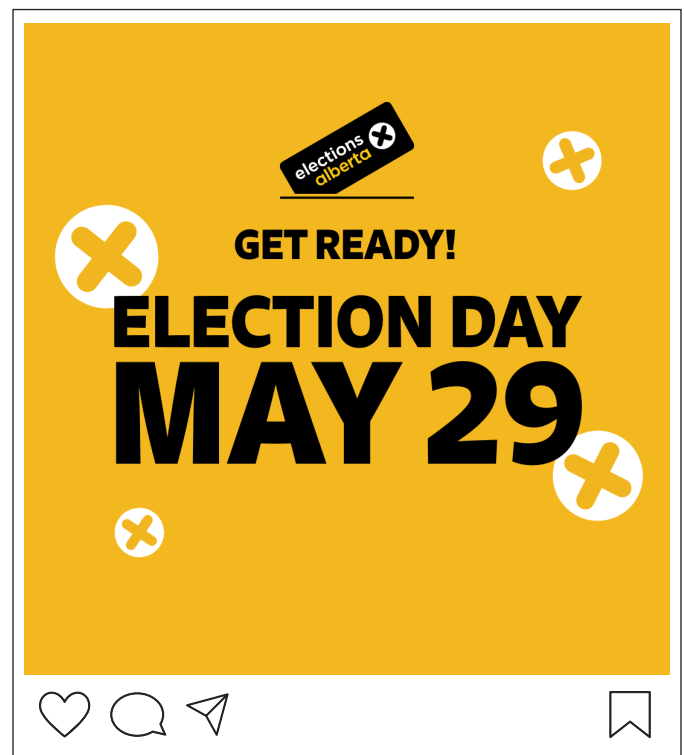
Fixed Election Date

During the 2023 Provincial General Election, the fixed election date allowed for a significant amount of work to occur much earlier than in previous elections. As outlined in section 2, the timelines for pre-election preparations, including the ability to identify and enter into lease agreements for returning offices began earlier than in previous general elections. Lease periods for returning offices began April 1, 2023, allowing offices to be fully established when the Writs of Election were issued on May 1, 2023.

Section 4 of this report highlighted the significant impacts and challenges faced by all political participants during the 2023 Provincial General Election given the substantial and widespread wildfire activity.

Given the uncertainty the month of May can bring to Alberta with unplanned and catastrophic events, an alternate fixed election date may provide more certainty for the successful conduct of the election.

The *Election Act* currently provides for a fixed election date on the last Monday in May in the fourth calendar year following Election Day of the most recent general election.



Recommendation impacts section 38.1 of the *Election Act*:

38.1(2) Subject to subsection (1), election day for a general election shall be the last Monday in May in the 4th calendar year following the election day of the most recent general election.

The following two fixed date recommendations provide a spring and fall option and take into consideration the placement of statutory holidays in the election calendar so that timelines for nominations, advance voting and Election Day are not impacted. The 2027 Provincial General Election will be held following an electoral boundaries commission, which has not yet been formed.

Further information on the impact of new boundaries on election readiness can be found in *Elections Alberta's 2024-2028 Strategic Plan* at elections.ab.ca/annual-reports.

Table 53: Fixed Date Election: Third Wednesday in March (28-Day Election Calendar)

Year	Writ Issued	Nomination Day	Advance Voting	Election Day	Announcement of Official Results
2027	February 17	February 27	March 9–13	March 17	March 27
2031	February 19	March 1	March 11–15	March 19	March 29
2035	February 21	March 3	March 13–17	March 21	March 31

Table 54: Fixed Date Election: First Tuesday in November (28-Day Election Calendar)

Year	Writ Issued	Nomination Day	Advance Voting	Election Day	Announcement of Official Results
2027	October 5	October 15	October 26–30	November 2	November 12
2031	October 7	October 17	October 28 – November 1	November 4	November 14
2035	October 9	October 19	October 30 – November 3	November 6	November 16

35-Day Election Calendar



Recommendations impact section 39 of the *Election Act*:

39(d) providing that, where voting is necessary, the 28th day after the date of the writ is the day on which voting is to take place, or if the 28th day is a holiday, the next following day not being a holiday.

Alberta currently operates on a 28-day election calendar. This is the shortest timeframe in Canada, and various timelines are affected by the day of the week for which the election is called. For instance, a Monday Election Day results in only one day between the close of advance voting and Election Day, requiring significant resources to generate voting records and deliver them province-wide. While this was achieved for the 2023 Provincial General Election, it did not allow any rest for returning office staff, requiring them to work extremely long days, starting with advance voting, carrying straight through Election Day and results reporting. This pace of work is not sustainable and can impair the quality of services, leading to errors in electoral administration.

Elections Alberta does not recommend continuing with a Monday Election Day on a 28-day election calendar. Should a Saturday, Sunday, or Monday election date be preferred, a 35-day calendar can mitigate the identified challenges with these days.

A 35-day calendar increases opportunities for elector engagement, campaigning after nominations close, expanded special ballot access, and time for the administration of the election, including:

- More time for voting places to be confirmed after the Writs of Election are issued and for election advertisements such as where to vote cards to be prepared, printed, and mailed to electors before voting commences. Reaching electors in rural and remote areas of the province is a challenge within the current 28-day election calendar.
- More time for electors voting by special ballot to receive their package and mail it back before close of voting on Election Day. This would allow more electors to wait until nominations close before casting their ballot and for electors who are out-of-country to mail their package back. Currently, only 48% of special ballots mailed outside of Canada are returned in time to be counted, compared to 73% for special ballot packages mailed within Alberta.
- More time to have ballots printed and distributed to voting places after the close of nominations. The current timeline is incredibly short with no room for error.
- More time for candidates to campaign following the close of nominations prior to advance voting days. With the increased usage of advance and special ballot voting, 46% of voters are voting before Election Day.
- More time to generate voting records following advance voting and in preparation for Election Day. Not only do the voting records for Election Day need to be generated following the close of advance voting in order to accurately show those electors who voted during advance voting, they must also be sent to each Returning Officer to be printed and prepared for distribution ahead of Election Day. After the Returning Officer has prepared the records, they must then be distributed to Site Supervisors across each electoral division. With the expansive geography of Alberta and voting being offered in remote fly-in locations, more time is necessary to distribute these records to all Election Day voting places.

The following two fixed date recommendations provide a spring and fall option and take into consideration the placement of statutory holidays, as well as provide at least five days between the close of advance voting and Election Day to allow for election administration activities to take place within reasonable timeframes.

Table 55: Fixed Date Election: Third Wednesday in March (35-Day Election Calendar)

Year	Writ Issued	Nomination Day	Advance Voting	Election Day	Announcement of Official Results
2027	February 10	February 20	March 2-6	March 17	March 27
2031	February 12	February 22	March 4-8	March 19	March 29
2035	February 14	February 24	March 6-10	March 21	March 31

Table 56: Fixed Date Election: First Tuesday in November (35-Day Election Calendar)

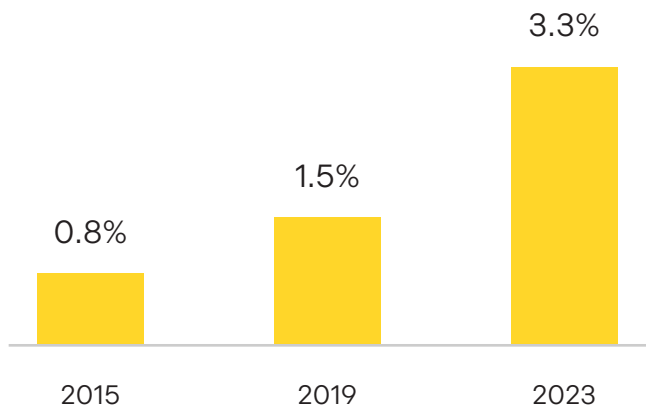
Year	Writ Issued	Nomination Day	Advance Voting	Election Day	Announcement of Official Results
2027	September 28	October 8	October 19-23	November 2	November 12
2031	September 30	October 10	October 21-25	November 4	November 14
2035	October 2	October 12	October 23-27	November 6	November 16

Increase Availability of Special Ballot Voting



Special ballot usage, both in person and by mail, is steadily increasing, from 0.8% of the vote in 2015, 1.5% in 2019, to 3.3% in 2023. This opportunity allows electors who may not otherwise have voted the opportunity to do so and is important for further reducing barriers to access. Given that in-person voting on advance voting days or Election Day may not always be an option for electors or the timelines for when voting occurs may not always be accessible to voters, it is becoming increasingly important, and expected, to offer a mail-in or special ballot option during electoral events that is easily accessible and meets the needs of Albertans.

Figure 55: Percentage of Total Voters Who Used a Special Ballot (2015, 2019, and 2023)



Electors who request a special ballot to be mailed to them have a very limited amount of time to receive, complete, and mail back their package. While special ballots could be requested beginning on March 1, 2023, the package could not be mailed until the Writs of Election were issued on May 1, resulting in 28 days for the entire process. Electors who are outside the province during the election period experience the greatest difficulties with these timelines. The 28-day calendar often does not allow for the special ballot package to reach the elector, let alone for the elector to mail the package back to Elections Alberta from an international destination.

This timeline also has a significant impact on Canadian military members serving overseas. Elections Alberta has a strong relationship with the Department of National Defense and key contacts within the military who help us facilitate sharing key messages regarding the election timeline, including two communications to all members shared during the general election. Although these messages are sent to members and outline the voting opportunities available, the timelines to act can be barrier. In addition, there are some international destinations where military may be serving where carriers will not ship mail, meaning these members do not have an opportunity to cast their ballot regardless of the timeline to receive the ballot.

Expanding access to special ballot can reduce barriers to voting for all electors, whether they are out of the province, need more options for voting, or prefer the convenience of voting by special ballot. Options to expand this voting option are included on the following pages.

Remove Specific Reasons to Apply for Special Ballot

Currently, the *Election Act* only allows for electors who are unable to vote at an advance voting place or Election Day voting place on account of a prescribed reason to vote by special ballot. Electors, however, expect this service to be available and often arrive at a returning office to vote, only to be turned away for not having an applicable reason. This is a significant barrier to voting and negatively impacts the voters' experience.

To continue to remove barriers and increase voting access for all Albertans, Elections Alberta recommends removing restrictions, specifically the prescriptive reasons, to access a special ballot.

Regardless of an elector's personal circumstances, special ballot voting should be an available voting option for all electors. This recommendation impacts section 116 of the *Election Act* which outlines access to voting by special ballot.

Vote Anywhere

Currently, Elections Alberta makes special ballot voting available at all 87 returning offices across the province. However, at these locations, electors may only apply for and receive a special ballot at the office designated for their electoral division. Elections Alberta is recommending that special ballot voting be expanded to allow for "vote anywhere", meaning that regardless of where an elector resides, they can attend any returning office to receive a special ballot to vote.

This option would have greatly expanded the voting options that could be offered to displaced electors during the wildfires, increasing Elections Alberta's capacity to continue to provide voting options in an emergency.

Section 116 of the *Election Act*

Vote by Special Ballot

116(1) An elector who is unable to vote at an advance voting place or a voting place on election day on account of

- (a) physical disability,
 - (b) absence from the electoral division,
 - (c) being an inmate including a person sentenced to a term of imprisonment of 10 days or less or for the non-payment of fines,
 - (d) being an election officer, interpreter, peace officer appointed under the Peace Officer Act, candidate, official agent or scrutineer who may be located on election day at a voting place in a voting area within the electoral division other than that in which the elector is ordinarily resident;
 - (e) being a resident of a remote area designated under section 52.2, or
 - (f) any other circumstances prescribed by the Chief Electoral Officer,
- may apply to vote by Special Ballot.

Section 116 of the Election Act, RSA, c E-1

Special Ballots to International Destinations, Military Members, and Remote Areas

The most significant barrier to special ballot voting for electors outside of Canada and military members is the 28-day calendar, specifically the inability to send a special ballot package to international destinations and receive the ballot back prior to the close of voting on Election Day.

Improvements to special ballot voting access to international destinations can also support better access to the vote for any areas in Alberta designated as a remote area under section 52.2 of the *Election Act*.

Under the *Election Act*, the Chief Electoral Officer can designate a voting area as a remote area, not provide an in-person voting location, and offer voting by special ballot. This designation is rarely used, as remote areas struggle with mail service, making this an impracticable solution.

Elections Alberta has identified three potential solutions as outlined on the next page.



Section 52.2 of the *Election Act*

Designation of remote areas

52.2(1) The returning officer for an electoral division may designate, with the approval of the Chief Electoral Officer, any area of the electoral division as a remote area.

(2) An elector ordinarily resident in a designated remote area is eligible to vote by Special Ballot.

(3) A designated remote area is a voting area but no voting places may be established in it and no election officers may be appointed for it.

Section 52.2 of the Election Act, RSA, c E-1

Table 57: Options for Increasing the Availability of Special Ballot Voting

Option	Rationale
Use 35-Day Calendar	<p>The 35-day election calendar provides for an additional week to mail and receive back special ballot packages from international and remote destinations.</p> <p>Although an additional week may result in more special ballots being mailed back in time to be counted, it may not fully mitigate the risk of mailing to international and remote destinations. Due to delivery timelines for international and remote destinations, there will continue to be packages that do not reach the destination prior to Election Day, let alone allow enough time for mailing back in time to be counted.</p>
Send Special Ballot Packages Prior to Issuing the Writs of Election	<p>Elections Alberta opens applications for special ballot packages beginning March 1 in the year of the general election. By having the ability to send special ballot packages to international and remote destinations prior to the Writs of Election being issued, including to those Albertans serving overseas in the Canadian military, it may help ensure that the package is received by the elector, completed, and mailed back prior to the close of voting on Election Day.</p> <p>This option would allow Elections Alberta to send international and remote special ballot applications as soon as the application has been verified and accepted. By mailing as soon as the package has been accepted, it reduces the risk of the package not making it to the elector with enough time to complete and send the package back. This option does rely on electors being proactive and applying for packages as early as possible once the application period opens.</p>
Introduce Telephone Voting	<p>Introducing telephone voting as an option for electors that reside in remote areas, are serving in the Canadian military, or are located outside of Canada during voting days to complete special ballots would reduce the dependency on mail delivery timeframes.</p> <p>Voting by telephone could be facilitated using a dedicated call centre to confirm an elector's eligibility to vote using this method, confirm their eligibility to vote, and facilitate the vote.</p> <p>A two-stage process would be implemented, so confirming an elector's eligibility to vote is separate from facilitating the vote to ensure secrecy of the vote.</p> <p>This option eliminates the barriers to voting where mail service is not provided, requires more time than is available in the election calendar, or is inconsistent.</p>



Identification Requirements

Clarity on Requirements and Attestations

The 2023 Provincial General Election was the first election where all electors were required to show identification prior to being issued a ballot. In previous elections, only those electors who were required to register at the voting place prior to voting were required to provide identification to prove their name and address before voting.

Providing identification at the voting place prior to voting is required for municipal elections, federal elections, and in eight other provincial and territorial elections. Many electors are already accustomed to providing identification at the voting place.

Although identification requirements can create a barrier to voting for individuals who have challenges in obtaining identification, there are legislative provisions that exist to mitigate these challenges and assist identified groups in ensuring a smooth voting process. Elections Alberta also identified strategies to assist those electors living in rural Alberta or others who may only have identification with a mailing address to ensure they were able to vote in the most efficient way possible.

Given 2023 was the first election with an identification requirement for all voters, Elections Alberta has identified two areas for improvement to ensure clarity and understanding leading into future events. The recommendations are outlined below.

Clean Up Terminology to Ensure Clarity and Readability

The *Election Act* inconsistently uses terminology such as “ordinary residence”, “current address”, “address”, and “current residential address”. It is not clear how a mailing address on identification should be treated for both registered and unregistered electors.

The impacted sections of the *Election Act* include:

- 43(2)(a)(ii),
- 43(2)(a)(iii)(B),
- 43(2)(b)(i),
- 43(2)(b)(ii)(B),
- 100,
- 100.2(c),
- 100.3(1)(d),
- 100.4(b), and
- 100.5(d).

The purpose of these sections is to verify that a person’s “ordinary residence” is in Alberta, confirm voter eligibility, and outline processes for voting based on the ability of the elector to present identification with their current residential address on it.

Accordingly, all sections should use consistent terminology in alignment with their intended meaning. Multiple terms referring to the same concept creates ambiguity and makes the legislation more difficult to understand.



Attestations

Attestations, as authorized by the Chief Electoral Officer, have been used as an acceptable piece of identification in specific situations for electors who may not have any other piece of identification. Attestation forms are currently available for electors residing in treatment centres, supportive living or long-term care facilities, emergency shelters, community support centres, electors living on Hutterite Colonies, First Nations Reserves, or Métis Settlements, students living in residence, and tenant electors.

Attestation forms must be signed by a person in authority to confirm the elector’s identity and residence. The attestation process is an important option for electors who do not have any identification and are not able to be vouched for by an elector in their voting area. Elections Alberta recommends introducing explicit authority in the *Election Act* to use attestations as a single piece of identification in the identified situations to ensure all electors have equal access to the voting process.

Emergencies During the Writ Period



To respond to the wildfires during the 2023 Provincial General Election, there was not only a need to change voting locations and the dates and times of operation, but also a need for flexibility on voting options.

Mobile voting provisions were adapted to provide voting in evacuation centres and modified special ballot voting provided options for first responders. Options for telephone voting or expanding special ballot to vote anywhere may have assisted electors who needed to relocate outside their electoral divisions to vote.



While Section 4(3.1) of the *Election Act* provides authority for the Chief Electoral Officer to address emergencies during the writ period, the provisions in this section are limited considering the range of adaptations that could be deployed before making an application to discontinue an election in an electoral division.

On-Site Signage for Voting Relocations

In the case of emergencies where voting places are not accessible due to fire, flood, or other emergency, placement of signage is not possible, as required by section 53(2) of the *Election Act*. Alternative communication methods need to be deployed depending on the circumstances. More flexibility in this section would allow the Chief Electoral Officer to identify the best options for the circumstance.



Recommendations impact
Section 53 of the *Election Act*:

Change of voting place

(2) When a different voting place is fixed under subsection (1), the returning officer shall cause a conspicuous sign that clearly and accurately states the location of the new voting place to be attached to the original place where the voting place was to be located.

Section 53(2) of the Election Act, RSA, c-E1

Other Recommended Amendments to the *Election Act*



In every electoral event, new situations and questions arise which highlight inconsistencies in the legislation or opportunities to improve clarity.

The following recommendations for amendments to the *Election Act* would improve consistency, clarity, and application of the legislation to current realities.



Table 58: Amendment to Section 4.1 of the *Election Act*

Current	Proposed
<p>Test of new equipment and procedures</p> <p>4.1(1) Where the Chief Electoral Officer wishes to test at a by-election the use of election procedures and equipment that are different from what this Act requires, the Chief Electoral Officer shall submit a written proposal to the Standing Committee describing in detail the election procedures and equipment proposed to be tested.</p> <p>(2) If the Standing Committee approves the proposal, with or without changes, the Chief Electoral Officer may test the use of the election procedures and equipment in accordance with the approved proposal.</p> <p>(3) As soon as possible after the proposal is approved, the Chief Electoral Officer shall publish the approved proposal on the Chief Electoral Officer's website.</p> <p>(4) A by-election held in accordance with the details provided in the approved proposal is not invalid by reason of any non-compliance with this Act.</p> <p>(5) To the extent of any conflict between the approved proposal and this Act or a regulation under this Act, the approved proposal prevails and has the force of law with respect to the by-election.</p>	<p>Test of new equipment and procedures</p> <p>4.1(1) Where the Chief Electoral Officer wishes to test at a by-election an election the use of election procedures and equipment that are different from what this Act requires, the Chief Electoral Officer shall submit a written proposal to the Standing Committee describing in detail the election procedures and equipment proposed to be tested.</p> <p>(2) If the Standing Committee approves the proposal, with or without changes, the Chief Electoral Officer may test the use of the election procedures and equipment in accordance with the approved proposal.</p> <p>(3) As soon as possible after the proposal is approved, the Chief Electoral Officer shall publish the approved proposal on the Chief Electoral Officer's website.</p> <p>(4) A by-election An election held in accordance with the details provided in the approved proposal is not invalid by reason of any non-compliance with this Act.</p> <p>(5) To the extent of any conflict between the approved proposal and this Act or a regulation under this Act, the approved proposal prevails and has the force of law with respect to the by-election.</p>

Amendment Rationale

The current limitation to only test equipment and procedures in a by-election provides a limited ability to test new procedures or equipment at scale, or across a number of electoral divisions.

Expanding the ability to test new equipment or procedures in a general election or by-election would provide more options for a phased approach to testing prior to making recommendations for legislative change.

A phased approach of testing may include applying new procedures or equipment in a subset of electoral divisions, voting places, or areas of a province.

Table 59: Amendment to Section 46(1) of the *Election Act*

Current	Proposed
Persons ineligible to be election officers	Persons ineligible to be election officers
<p>46(1) The following persons shall not be appointed or act as returning officers or election clerks:</p> <ul style="list-style-type: none"> (a) persons who are not electors; (b) members of the Parliament of Canada; (c) members of the Legislative Assembly; (d) councillors under the <i>Municipal Government Act</i>; (e) trustees of a board of a school division under the <i>Education Act</i>; (f) candidates; (g) official agents; (h) judges of federal or provincial courts; (i) persons who have, within the immediately preceding 10 years, been convicted of an indictable offence where the penalty that may be imposed for that offence is greater than 2 years' imprisonment. <p>(2) The persons listed in clauses (b) to (i) shall not be appointed or act as an election officer.</p>	<p>46(1) The following persons shall not be appointed or act as returning officers or election clerks:</p> <ul style="list-style-type: none"> (a) persons who are not electors; (b) members of the Parliament of Canada; (c) members of the Legislative Assembly; (d) councillors under the <i>Municipal Government Act</i>; (e) trustees of a board of a school division under the <i>Education Act</i>; (f) candidates; (g) official agents; (g.1) chief financial officers that have been appointed under the <i>Election Finances and Contributions Disclosure Act</i>; (h) judges of federal or provincial courts; (i) persons who have, within the immediately preceding 10 years, been convicted of an indictable offence where the penalty that may be imposed for that offence is greater than 2 years' imprisonment. <p>(2) The persons listed in clauses (b) to (i) shall not be appointed or act as an election officer.</p>

Amendment Rationale

Chief Financial Officers represent candidates, political parties, and third party advertisers and the same prohibitions that apply to the candidates' official agent for working as an election officer should apply.

Table 60: Amendment to Section 49 of the *Election Act*

Current	Proposed
Oaths and affidavits 49(1) An oath or affidavit required under this Act from any person except a returning officer may be sworn before the returning officer for the relevant electoral division or any election officer designated by the Chief Electoral Officer. (2) An oath or affidavit required under this Act from any person except a returning officer or election clerk may be sworn before the election clerk for the relevant electoral division or any election officer designated by the Chief Electoral Officer	Oaths and affidavits 49(1) An oath or affidavit required under this Act from any person except a returning officer may be sworn before the returning officer or election clerk for the relevant electoral division or any election officer designated by the Chief Electoral Officer. (2) An oath or affidavit required under this Act from any person except a returning officer or election clerk may be sworn before the election clerk for the relevant electoral division or any election officer designated by the Chief Electoral Officer returning officer from any electoral division.

Amendment Rationale

As the legislation currently reads, when a Returning Officer is required to take an oath under the *Election Act*, the oath must be signed by a Commissioner for Oaths. In some cases, this is difficult to obtain such as when the Returning Officer completes the Returning Officer’s Affidavit following the official count.

By virtue of appointment, Returning Officers and Election Clerks are provided with the authority to sign oaths or affidavits as required under the *Election Act*. In the few instances where the Returning Officer is signing an oath or affidavit, allowing for the relevant Election Clerk or any other Returning Officer from across the province to administer the oath removes an administrative barrier and ensures that oaths are completed on a timely basis.

Table 61: Amendment to Section 61(3) of the *Election Act*

Current	Proposed
Filing nomination papers (3) On the filing of a valid nomination paper, the returning officer shall give a receipt in the prescribed form, which is proof of receipt of the deposit and of the filing of the nomination paper.	Filing nomination papers (3) On the filing of a valid nomination paper, the returning officer shall give a receipt in the prescribed form, which is proof of receipt of the deposit and of the filing of the nomination paper.

Amendment Rationale

Candidate deposits are paid to Elections Alberta under section 9(2)(c) of the EFCDA. Returning Officers no longer receive these deposits to confirm with the receipt.

Table 62: Amendment to Section 65(5) of the *Election Act*

Current	Proposed
Withdrawal of candidate (5) When a candidate has withdrawn, each election officer that issues a ballot for that electoral division is responsible for ensuring that each voter is advised when receiving a ballot.	Withdrawal of candidate (5) When a candidate named on a ballot has withdrawn, each election officer that issues a ballot for that electoral division is responsible for ensuring that each voter is advised when receiving a ballot.

Amendment Rationale

Election officers need only advise electors of a withdrawn candidate at time of voting if the withdrawn candidate's name appears on the ballot.

Table 63: Amendment to Section 121 of the *Election Act*

Current	Proposed
Deemed residence 121 Electors who are acknowledged by an official of a facility referred to in section 120(1) where a mobile vote is to be held to be in patients or residents of that facility on the date of the mobile vote are deemed to be ordinarily resident in the electoral division in which the facility is located if they have not already voted in the election.	Deemed residence 121 Electors who are acknowledged by an official of a facility referred to in section 120(1) where a mobile vote is to be held to be in patients or residents of that facility, or receiving services from a community support centre , on the date of the mobile vote are deemed to be ordinarily resident in the electoral division in which the facility is located if they have not already voted in the election.

Amendment Rationale

Many individuals receiving services from community support services are experiencing homelessness. The proposed amendment makes clear that the community support centre should be deemed as a service recipient’s address notwithstanding that they are not a resident or in-patient.

Table 64: Amendment to Section 133.1 of the *Election Act*

Current	Proposed
<p>Canvassing in a multiple dwelling site before the campaign period</p> <p>133.1(1) For the purposes of section 133, as soon as a candidate is selected for endorsement as the official candidate of a registered party for an electoral division, the candidate and one campaign worker for that candidate are eligible to canvass in a multiple dwelling site.</p>	<p>Canvassing in a multiple dwelling site before the campaign period</p> <p>133.1(1) For the purposes of section 133, as soon as a candidate is person has been selected for endorsement as the official candidate of a registered party for an electoral division, or declared their candidacy as an independent candidate at the election in an electoral division, the candidate and one campaign worker for that candidate are eligible to canvass in a multiple dwelling site.</p>

Amendment Rationale

Sections 133 and 133.1 set out different rules for canvassing in multi-dwelling sites for the campaign period (once the Writs of Election have been issued) or before the campaign period. Section 133.1 provides more limited canvassing rights before the campaign period for “candidates” who have been “selected for endorsement as the official candidate of a registered party for an electoral division”. This provision should be amended to provide equal access for independent candidates who have declared their candidacy by registering as a candidate under the EFCDA.

Table 65: Amendment to Sections 135.1, 135.11, 135.2, 135.3, and 135.4 of the *Election Act*

Current	Proposed
See <i>Election Act</i> sections:	
Election surveys	These provisions should be updated so that they are clear, enforceable, and include digital dissemination formats.
Conducting election surveys	Alternatively, the provisions should be removed.
Transmission of election survey results	
Broadcast of surveys not based on recognized statistical methods	
Prohibitions re: transmission of election survey results during blackout period	

Amendment Rationale

Election surveys have traditionally been regarded as playing a particularly persuasive role during an election period. For this reason, there are provisions that regulate the publication of election surveys, including the publication of certain data that forms the basis of the survey. The intent is to ensure that, along with survey results, the public is provided with the related information required to assess the value and validity of the results.

If this policy intent remains, these sections should be updated to reflect modern electronic survey methods and publication on the internet and social media.

Alternatively, these provisions should be repealed.

Table 66: Amendment to Section 144(3) of the *Election Act*

Current	Proposed
Judicial recount 144(3) An application must be filed not later than 8 days after the date the Chief Electoral Officer announces the results of the official count under section 138 and on the filing of the application, the clerk of the Court shall set the date of the recount not later than the 10th day after the filing of the application.	Judicial recount 144(3) An application must be filed and served on the Chief Electoral Officer not later than 8 days after the date the Chief Electoral Officer announces the results of the official count under section 138 and on the filing of the application, the clerk of the Court shall set the date of the recount not later than the 10th day after the filing of the application.

Amendment Rationale

The Chief Electoral Officer needs immediate notice of a recount application in order to collect all of the relevant ballots and deliver them to the appropriate court within the statutory time limits.

Table 67: Amendment to Section 153.091 of the *Election Act*

Current	Proposed
<p>Notice of investigation and conclusion</p> <p>153.091(1) At any time before completing an investigation referred to in section 153.09(1), the Election Commissioner shall notify any person or organization who is the subject of an investigation that the person or organization is being investigated and the nature of the matter being investigated before completing the investigation, unless the Election Commissioner believes that notification would compromise or impede the investigation.</p> <p>(2) The Election Commissioner may refuse to conduct an investigation if the Election Commission is of the opinion that</p> <p> (a) the matter is frivolous or vexatious, or</p> <p> (b) there are no grounds to warrant an investigation.</p> <p>(3) The Election Commissioner shall not make an adverse finding against a person or organization unless that person or organization has had reasonable notice of the substance of the allegations and a reasonable opportunity to make submissions and present evidence to the Election Commissioner.</p> <p>...</p>	<p>Notice of investigation and conclusion</p> <p>153.091(1) At any time before completing an investigation referred to in section 153.09(1), the Election Commissioner shall notify any person or organization who is the subject of an investigation that the person or organization is being investigated and the nature of the matter being investigated before completing the investigation, unless the Election Commissioner believes that notification would compromise or impede the investigation.</p> <p>(2) The Election Commissioner may refuse to conduct an investigation if the Election Commission is of the opinion that</p> <p> (a) the matter is frivolous or vexatious, or</p> <p> (b) there are no grounds to warrant an investigation.</p> <p>(3) The Election Commissioner shall not make an adverse finding against a person or organization unless that person or organization has had reasonable notice of the substance of the allegations and a reasonable opportunity to make submissions and present evidence to the Election Commissioner.</p> <p>(3.1) If the subject of an investigation, after being given notice in accordance with (1.1), does not respond to the Election Commissioner, the Election Commissioner may draw an adverse inference from the failure to respond.</p> <p>...</p>

Amendment Rationale

Once the Election Commissioner has provided notice of the substance of allegations and a reasonable opportunity to respond in accordance with (3), if the subject of the investigation declines to respond, or declines to provide evidence or documents under their care or control, the Election Commissioner should have the discretion to draw an adverse inference against the subject of the investigation.

In accordance with common law, any adverse inference drawn would have to be reasonable and based on the specific circumstances of the case (see *Parris v. Laidley*, 2012 ONCA 755 for further guidance on this point).

A parallel amendment should be made to section 44.97 of the EFCDA.

Table 68: Amendment to Section 153.1 of the *Election Act*

Current	Proposed
Administrative penalties 153.1 (6) A person who has been served with a notice of administrative penalty shall pay the amount of the administrative penalty within 30 days from the date of service of the notice.	Administrative penalties 153.1 (6) A person who has been served with a notice of administrative penalty shall pay the amount of the administrative penalty within 30 90 days from the date of service of the notice.

Amendment Rationale

The Alberta Court of King’s Bench in an appeal of an administrative penalty found that 30 days to pay was too short a period for larger penalties. This amendment will allow penalized individuals additional time to pay.

A parallel amendment should be made to the EFCDA.

Election Finances and Contributions Disclosure Act Recommended Amendments

The following recommendations for amendments to the *Election Finances and Contributions Disclosure Act* (EFCDA) would improve consistency, clarity and application of the legislation to current realities.

Table 69: Amendment to Section 5.2(4) of the *Election Finances and Contributions Disclosure Act*

Current Provision	Proposed Provision
NEW	<p>Powers of Chief Electoral Officer</p> <p>5.2(4) Nothing in this section requires the Chief Electoral Officer or the Election Commissioner to disclose any information that would reveal the name of a complainant or witness except with the consent of that person or if so directed by a court.</p>

Amendment Rationale

This will align the EFCDA with section 206.1 of the *Election Act* so that investigation disclosure rules are consistent between the two statutes and to clarify that neither the Chief Electoral Officer nor the Election Commissioner have to disclose the name of a witness or complainant absent a Court order.

Table 70: Amendment to Section 6 of the *Election Finances and Contributions Disclosure Act*

Current Provision	Proposed Provision
Qualifications for registration of political parties	Qualifications for registration of political parties
<p>6 A political party is qualified for registration in the register of political parties if the political party</p> <ul style="list-style-type: none"> (a) held a minimum of 3 seats in the Legislative Assembly following the most recent election, (b) endorsed candidates in at least 50% of the electoral divisions in the most recent general election, (c) endorses candidates in at least 50% of the electoral divisions following the issue of a writ of election for a general election, or (d) subject to section 7(2.02), at any time other than during a campaign period, provides the Chief Electoral Officer with the names, addresses and signatures of persons who <ul style="list-style-type: none"> (i) represent 0.3% of the total number of electors contained in the register of electors maintained under section 13 of the <i>Election Act</i> at the last general election, (ii) are currently eligible to vote in an election, and (iii) request the registration of that political party. 	<p>6 A political party is qualified for registration in the register of political parties if the political party</p> <ul style="list-style-type: none"> (a) held a minimum of 3 seats in the Legislative Assembly following the most recent election, (b) endorsed candidates who are nominated for election in at least 50% of the electoral divisions in the most recent general election, (c) endorses candidates who are nominated for election in at least 50% of the electoral divisions following the issue of a writ of election for a general election, or (d) subject to section 7(2.02), at any time other than during a campaign period, provides the Chief Electoral Officer with the names, addresses and signatures of persons who <ul style="list-style-type: none"> (i) represent 0.3% of the total number of electors contained in the register of electors maintained under section 13 of the <i>Election Act</i> at the last general election, (ii) are currently eligible to vote in an election, and (iii) request the registration of that political party.

Amendment Rationale

The current wording of this section only requires a political party to endorse candidates under the EFCDA, but does not require those candidates to file for or be accepted for nomination in any electoral divisions.

The updated wording would ensure that new political parties meet the intent of the section to have candidates running in at least 50% of the electoral divisions to meet the qualifications for registration for a political party.

Table 71: Amendment to Section 44.97 of the *Election Finances and Contributions Disclosure Act*

Current Provision	Proposed Provision
<p>Notice of investigation and conclusion</p> <p>44.97(1) At any time before completing an investigation referred to in section 44.95(a.1), the Election Commissioner shall notify any registered party who is a subject of the investigation that the registered party is being investigated to determine whether it is associated with any other registered party.</p> <p>(1.1) At any time before completing an investigation referred to in section 44.95(b), the Election Commissioner shall notify any person or organization who is the subject of the investigation that the person or organization is being investigated and inform the person or organization of the nature of the matter being investigated, unless the Election Commissioner believes that doing so would compromise or impede the investigation.</p> <p>(2) The Election Commissioner may refuse to conduct an investigation under section 44.95(a.1) or (b) if the Election Commissioner is of the opinion that</p> <p style="padding-left: 40px;">(a) the matter is frivolous or vexatious, or</p> <p style="padding-left: 40px;">(b) there are no grounds to warrant an investigation.</p> <p>(3) The Election Commissioner shall not make any adverse finding against a person or organization unless that person or organization has had reasonable notice of the substance of the allegations and a reasonable opportunity to make submissions and present evidence to the Election Commissioner.</p> <p>...</p>	<p>Notice of investigation and conclusion</p> <p>44.97(1) At any time before completing an investigation referred to in section 44.95(a.1), the Election Commissioner shall notify any registered party who is a subject of the investigation that the registered party is being investigated to determine whether it is associated with any other registered party.</p> <p>(1.1) At any time before completing an investigation referred to in section 44.95(b), the Election Commissioner shall notify any person or organization who is the subject of the investigation that the person or organization is being investigated and inform the person or organization of the nature of the matter being investigated, unless the Election Commissioner believes that doing so would compromise or impede the investigation.</p> <p>(2) The Election Commissioner may refuse to conduct an investigation under section 44.95(a.1) or (b) if the Election Commissioner is of the opinion that</p> <p style="padding-left: 40px;">(a) the matter is frivolous or vexatious, or</p> <p style="padding-left: 40px;">(b) there are no grounds to warrant an investigation.</p> <p>(3) The Election Commissioner shall not make any adverse finding against a person or organization unless that person or organization has had reasonable notice of the substance of the allegations and a reasonable opportunity to make submissions and present evidence to the Election Commissioner.</p> <p>(3.1) If the subject of an investigation, after being given notice in accordance with (1.1), does not respond to the Election Commissioner, or does not produce any requested documents or evidence under the care or control of the subject of the investigation, the Election Commissioner may draw an adverse inference from the failure to respond or failure to produce.</p> <p>...</p>

Amendment rationale is included on the following page.

Amendment Rationale

Once the Election Commissioner has provided notice of the substance of allegations and a reasonable opportunity to respond in accordance with (3), if the subject of the investigation declines to respond, or declines to provide evidence or documents under their care or control, the Election Commissioner should have the discretion to draw an adverse inference against the subject of the investigation.

In accordance with common law, any adverse inference drawn would have to be reasonable and based on the specific circumstances of the case (see *Parris v. Laidley*, 2012 ONCA 755 for further guidance on this point).

Table 72: Amendment to Sections 41.42, 44.11, 44.942, 44.94994 of the *Election Finances and Contributions Disclosure Act*

Current Provision	Proposed Provision
The term “collusion” and “collude” is used in sections 41.42, 44.11, 44.942, 44.94994.	Replace “ collusion ” and “ collude ” with “ coordination ” and “ coordinate ,” respectfully.

Amendment Rationale

This will simplify and clarify the meaning for political participants, and remove the implication of dishonesty or fraudulent purpose.

A similar change has been recommended by the Federal Election Commissioner for the *Canada Elections Act*.

10

Appendices

Appendix A: Returning Officer and Election Clerk Appointments

Electoral Division	Returning Officer	Election Clerk
01 - Calgary-Acadia	David McIntyre	Laureen Rancier
02 - Calgary-Beddington	Graham Frampton	Jay Spark
03 - Calgary-Bow	Lisa O'Connor	Cynthia Hlynski
04 - Calgary-Buffalo	Kevin Allen	Leslie Wilkins
05 - Calgary-Cross	Rodney Hamilton	Erica Foley
06 - Calgary-Currie	Linda Garrett	Shawna Larke
07 - Calgary-East	Lois Hilsabeck	Donna Hreys
08 - Calgary-Edgemont	Merilyn O'Bryan	Norma McNary
09 - Calgary-Elbow	Richard Gregory	Debra Routly
10 - Calgary-Falconridge	Sharon Luckhardt	Lori Dudley
11 - Calgary-Fish Creek	Shauna Hunter	Glenda Robertson
12 - Calgary-Foothills	Lynne Hodgson	Kathy Torgerson
13 - Calgary-Glenmore	Elizabeth Evans	Edward Kuntz
14 - Calgary-Hays	Catherine Misener	Arlene Barr
15 - Calgary-Klein	Valerie Kinnear	Marion Owen
16 - Calgary-Lougheed	Jackie Nixon	Lillian Kozak
17 - Calgary-Bhullar-McCall	Antoine (Tony) Khourieh	Stephanie Godin
18 - Calgary-Mountain View	Sean McLennan	Katharina Stephens
19 - Calgary-North	Dez Mills	Deborah Defosse
20 - Calgary-North East	Curt Dieckelt	Sherry McDonald
21 - Calgary-North West	Gillian MacNevin	Alan Kearley
22 - Calgary-Peigan	Michelle Groff	Lani Calmusky
23 - Calgary-Shaw	Pamela Derowin	Lesley Baker
24 - Calgary-South East	Heather Kane	Catherine Baker
25 - Calgary-Varsity	Madeline Wood	Charlotte Carswell
26 - Calgary-West	Geraldine (Gerri) Grenier	Jean Favreau
27 - Edmonton-Beverly-Clareview	Robert Little	Sandra Kitchener
28 - Edmonton-Castle Downs	Chris Gelinas	Sophie Reczynski
29 - Edmonton-City Centre	Dilara Yegani	Ivanka Stoyanova
30 - Edmonton-Decore	Bill Maxim	Margaret Niehaus
31 - Edmonton-Ellerslie	Ward Baskett	Darlene Kowalchuk
32 - Edmonton-Glenora	Kim Davis	Nancy Douglas
33 - Edmonton-Gold Bar	Donna Lohstraeter	Adam Kearsey

Electoral Division	Returning Officer	Election Clerk
34 - Edmonton-Highlands-Norwood	Jillian Chapman	Sabrina Rhodes
35 - Edmonton-Manning	Lana Nordlund	Randall Honish
36 - Edmonton-McClung	Jacki Whitford	Rose Marie Carmichael
37 - Edmonton-Meadows	Danny Kinal	Jeannine Dehid
38 - Edmonton-Mill Woods	Harry Adam	Gerry Gibeault
39 - Edmonton-North West	Ross Danyluk	Teresa Curtis
40 - Edmonton-Riverview	Parry Steen	Robert Williams
41 - Edmonton-Rutherford	Susan Galloway	Catherine Koski
42 - Edmonton-South	Colette Williams	Hetal Patel
43 - Edmonton-South West	Wendy Campbell	Donald Jones
44 - Edmonton-Strathcona	William (Bill) Dolman	Alana MacPhee
45 - Edmonton-West Henday	Sandra Alexander	Maureen Ungarian
46 - Edmonton-Whitemud	Jana Roppelt	David Sorken
47 - Airdrie-Cochrane	Cathy Moore	Lana Schafer
48 - Airdrie-East	Shelley Schneider	Delores Hiscott
49 - Athabasca-Barrhead-Westlock	Lorrill Waschuk	Faye Stevenson
50 - Banff-Kananaskis	Shirley Kine	Edward Cocchiarella
51 - Bonnyville-Cold Lake-St. Paul	Bernie Kozicky	Tammy (Tami) Schaumleffel
52 - Brooks-Medicine Hat	Thomas Martin	Laurie Morgan
53 - Camrose	David Jellett	Jackie Coughlin
54 - Cardston-Siksika	Dawna Fiesel	Darcy McDonnell MaryAnn McMillan
55 - Central Peace-Notley	Elaine Muceniek	Allan (Al) Carroll Karen Hyland
56 - Chestermere-Strathmore	Sharon Jensen	Hazrat Ali Safari
57 - Cypress-Medicine Hat	Stella Lukinski	Denise Thiessen
58 - Drayton Valley-Devon	Sandi Dahl	Brigitte Nowicki
59 - Drumheller-Stettler	Janice Hoover	Sandra Kien Roberta Rehill
60 - Fort McMurray-Lac La Biche	Joanne Day	Briget Vezeau Linda Edmunds
61 - Fort McMurray-Wood Buffalo	Sherry Campbell	Karen Pord
62 - Fort Saskatchewan-Vegreville	Maureen Sullivan	Niki Perrin
63 - Grande Prairie	W.J. Keith Spencer	Gordon Pellerin
64 - Grande Prairie-Wapiti	Rhonda Danderfer	Marjorie Olderskog
65 - Highwood	Brenda Honish	Samantha Peel-Isherwood
66 - Innisfail-Sylvan Lake	Carla Gabert	Karen Osmond
67 - Lac Ste. Anne-Parkland	Reanne Springer	Lori Kerr
68 - Lacombe-Ponoka	Marvin Beier	Melanie Foley

Electoral Division	Returning Officer	Election Clerk
69 - Leduc-Beaumont	Joan Nykiforuk	Anny Giguere
70 - Lesser Slave Lake	Amy Engler Wilson	Kaitlin Shirtliff
71 - Lethbridge-East	Krystal Winter	Michelle Christensen
72 - Lethbridge-West	Wendy Schlachter	Martha Fast
73 - Livingstone-Macleod	Blanche Schellenberg	Melody Forbes
74 - Maskwacis-Wetaskiwin	Caroline Dillabough	Deborah Wilson
75 - Morinville-St. Albert	Julius Buski	William (Bill) Newton
76 - Olds-Didsbury-Three Hills	Laura Ewert	Dana Haller
77 - Peace River	Aarin Sorensen	Lori Branderhorst Cindy Wieler
78 - Red Deer-North	Aleta Neufeld	Frieda McDougall
79 - Red Deer-South	Fred Gorman	Gerry Winia
80 - Rimbey-Rocky Mountain House-Sundre	Tricia Hewitt	Darlene Chilton Phil Meagher
81 - Sherwood Park	Shanna Ramage	Denise Charbonneau
82 - Spruce Grove-Stony Plain	Cindy Petherbridge	Geraldine Rook
83 - St. Albert	Kathy Zalasky	Trudy Bossio
84 - Strathcona-Sherwood Park	Darcy Gurski	Lynne Lambert
85 - Taber-Warner	Wendy Noble	Krista Ruggles
86 - Vermilion-Lloydminster- Wainwright	Gwen Rajotte	Laurette Keller
87 - West Yellowhead	Terry Abu Al-Soud	Sheila Stewart
Alternate North	Michelle Ward	Vacant
Alternate South	Miles Nixon	Lesley Baker

Appendix B: Enumeration Results by Electoral Division

Electoral Division	Households			Elector Changes			Enumeration Method		Where to Vote Cards
	Total	Changes		Add	Delete	Update	Online	Phone	Email Opt-In
		#	%						
01 - Calgary-Acadia	25,932	3,324	12.8%	1,382	1,525	1,302	2,790	606	648
02 - Calgary-Beddington	19,497	2,682	13.8%	1,006	1,423	1,060	2,753	424	528
03 - Calgary-Bow	26,195	3,506	13.4%	1,740	1,640	1,399	3,970	770	978
04 - Calgary-Buffer	49,253	5,654	11.5%	2,574	2,358	2,099	3,723	758	1,149
05 - Calgary-Cross	17,814	2,134	12.0%	786	956	898	1,489	299	262
06 - Calgary-Currie	30,936	4,395	14.2%	2,013	1,904	1,917	3,390	637	896
07 - Calgary-East	21,845	2,563	11.7%	1,013	1,065	1,072	1,591	355	266
08 - Calgary-Edgemont	20,166	2,560	12.7%	993	1,339	1,017	3,014	457	661
09 - Calgary-Elbow	30,555	4,028	13.2%	1,687	1,880	1,626	3,380	831	917
10 - Calgary-Falconridge	16,405	1,980	12.1%	771	933	841	1,460	289	278
11 - Calgary-Fish Creek	20,042	2,658	13.3%	1,075	1,416	1,060	3,117	584	689
12 - Calgary-Foothills	23,471	3,090	13.2%	1,558	1,344	1,307	3,629	436	862
13 - Calgary-Glenmore	21,600	3,019	14.0%	1,155	1,606	1,117	3,107	578	730
14 - Calgary-Hays	21,213	3,192	15.0%	1,395	1,472	1,384	3,103	453	681
15 - Calgary-Klein	27,538	3,719	13.5%	1,567	1,618	1,504	2,743	549	698
16 - Calgary-Lougheed	18,220	2,345	12.9%	1,144	1,010	997	2,221	439	526
17 - Calgary-Bhullar-McCall	15,991	1,735	10.8%	758	721	773	1,703	140	359
18 - Calgary-Mountain View	35,572	4,756	13.4%	2,051	2,089	1,954	4,121	774	1,080
19 - Calgary-North	17,065	2,206	12.9%	1,206	849	926	2,359	295	536
20 - Calgary-North East	29,639	3,278	11.1%	1,871	1,205	1,252	3,393	439	719
21 - Calgary-North West	19,261	2,687	14.0%	1,298	1,334	1,063	3,424	523	846
22 - Calgary-Peigan	20,538	2,733	13.3%	1,172	1,345	1,153	2,792	506	643
23 - Calgary-Shaw	26,317	3,774	14.3%	2,302	1,435	1,514	4,036	600	1,110
24 - Calgary-South East	27,360	3,826	14.0%	2,379	1,386	1,664	3,932	749	1,107

Electoral Division	Households			Elector Changes			Enumeration Method		Where to Vote Cards
	Total	Changes		Add	Delete	Update	Online	Phone	Email Opt-In
		#	%						
25 - Calgary-Varsity	26,749	3,098	11.6%	1,336	1,510	1,212	3,286	708	822
26 - Calgary-West	19,886	2,481	12.5%	1,246	1,192	1,059	3,139	505	795
27 - Edmonton-Beverly-Clareview	23,806	2,987	12.5%	1,121	1,373	1,253	1,805	547	380
28 - Edmonton-Castle Downs	20,575	2,632	12.8%	1,283	1,055	1,017	2,070	423	447
29 - Edmonton-City Centre	42,464	5,108	12.0%	1,884	2,471	2,112	2,559	853	904
30 - Edmonton-Decore	21,536	2,680	12.4%	957	1,276	1,079	1,620	473	302
31 - Edmonton-Ellerslie	25,179	3,270	13.0%	1,786	1,215	1,321	3,052	466	787
32 - Edmonton-Glenora	27,810	3,396	12.2%	1,365	1,490	1,325	2,197	672	614
33 - Edmonton-Gold Bar	28,583	4,409	15.4%	2,728	1,736	1,643	2,719	793	664
34 - Edmonton-Highlands-Norwood	33,020	3,250	9.8%	1,257	1,463	1,315	1,740	572	453
35 - Edmonton-Manning	23,309	3,003	12.9%	1,498	1,202	1,199	2,261	450	535
36 - Edmonton-McClung	20,309	2,688	13.2%	1,146	1,205	1,193	1,948	406	435
37 - Edmonton-Meadows	20,130	2,596	12.9%	1,092	1,154	1,040	2,102	354	480
38 - Edmonton-Mill Woods	21,021	2,628	12.5%	974	1,208	1,125	1,892	481	425
39 - Edmonton-North West	22,265	2,831	12.7%	1,329	1,137	1,175	1,960	543	454
40 - Edmonton-Riverview	24,258	3,075	12.7%	1,223	1,517	1,130	2,386	577	631
41 - Edmonton-Rutherford	23,276	2,979	12.8%	1,239	1,391	1,274	2,427	612	626
42 - Edmonton-South	31,026	4,108	13.2%	2,423	1,567	1,665	4,127	814	1,096
43 - Edmonton-South West	30,859	3,862	12.5%	2,429	1,310	1,555	3,899	597	1,092
44 - Edmonton-Strathcona	33,483	4,283	12.8%	1,681	1,978	1,740	2,851	723	894
45 - Edmonton-West Henday	26,688	4,093	15.3%	3,383	1,336	1,287	2,702	566	666
46 - Edmonton-Whitemud	18,769	2,810	15.0%	1,285	1,426	1,141	2,666	522	682
47 - Airdrie-Cochrane	32,171	4,189	13.0%	2,469	1,590	1,971	4,363	1,017	1,249

Electoral Division	Households			Elector Changes			Enumeration Method		Where to Vote Cards
	Total	Changes		Add	Delete	Update	Online	Phone	Email Opt-In
		#	%						
48 - Airdrie-East	29,206	3,555	12.2%	1,744	1,523	1,662	3,865	691	895
49 - Athabasca-Barrhead-Westlock	40,886	1,787	4.4%	590	576	1,103	1,122	434	382
50 - Banff-Kananaskis	35,239	2,499	7.1%	1,259	988	1,465	2,521	737	950
51 - Bonnyville-Cold Lake-St. Paul	35,126	2,153	6.1%	833	627	1,186	1,270	307	408
52 - Brooks-Medicine Hat	32,554	2,046	6.3%	647	820	1,076	1,193	388	359
53 - Camrose	29,977	1,788	6.0%	598	638	1,018	1,566	455	475
54 - Cardston-Siksika	26,976	1,038	3.8%	385	387	600	929	183	358
55 - Central Peace-Notley	24,937	896	3.6%	332	259	539	433	386	156
56 - Chestermere-Strathmore	26,691	2,667	10.0%	1,299	1,085	1,371	2,247	573	553
57 - Cypress-Medicine Hat	29,635	2,696	9.1%	1,004	1,121	1,373	2,101	727	546
58 - Drayton Valley-Devon	30,080	2,219	7.4%	1,079	885	1,050	1,533	477	391
59 - Drumheller-Stettler	33,631	1,229	3.7%	346	390	761	818	167	340
60 - Fort McMurray-Lac La Biche	27,639	1,676	6.1%	655	548	809	793	185	251
61 - Fort McMurray-Wood Buffalo	18,532	1,955	10.5%	815	781	878	1,421	216	387
62 - Fort Saskatchewan-Vegreville	33,171	2,605	7.9%	1,030	1,070	1,344	2,506	642	652
63 - Grande Prairie	25,564	2,814	11.0%	1,039	1,129	1,379	1,620	429	387
64 - Grande Prairie-Wapiti	31,654	2,667	8.4%	970	945	1,457	1,617	416	471
65 - Highwood	26,643	2,822	10.6%	1,346	1,259	1,484	3,045	807	885
66 - Innisfail-Sylvan Lake	32,042	2,732	8.5%	1,065	1,176	1,423	2,038	869	511
67 - Lac Ste. Anne-Parkland	34,651	2,065	6.0%	757	902	1,135	1,672	565	485
68 - Lacombe-Ponoka	29,011	2,190	7.5%	834	872	1,169	1,970	576	563
69 - Leduc-Beaumont	27,923	3,444	12.3%	1,614	1,378	1,753	3,175	786	701
70 - Lesser Slave Lake	19,899	563	2.8%	169	195	310	200	43	89
71 - Lethbridge-East	25,409	3,167	12.5%	1,364	1,405	1,445	2,868	870	673
72 - Lethbridge-West	28,123	3,821	13.6%	1,449	1,867	1,695	3,404	815	850

Electoral Division	Households			Elector Changes			Enumeration Method		Where to Vote Cards
	Total	Changes		Add	Delete	Update	Online	Phone	Email Opt-In
		#	%						
73 - Livingstone-Macleod	38,794	2,088	5.4%	910	754	1,154	2,137	588	799
74 - Maskwacis-Wetaskiwin	28,529	1,925	6.7%	976	637	915	1,338	404	393
75 - Morinville-St. Albert	27,140	3,145	11.6%	1,308	1,468	1,516	2,405	702	602
76 - Olds-Didsbury-Three Hills	33,094	1,920	5.8%	756	688	1,070	1,924	489	746
77 - Peace River	25,452	1,089	4.3%	528	352	623	558	132	210
78 - Red Deer-North	27,572	3,214	11.7%	1,323	1,342	1,470	2,146	766	564
79 - Red Deer-South	27,713	3,563	12.9%	1,451	1,512	1,589	2,706	804	702
80 - Rimbey-Rocky Mountain House-Sundre	35,653	1,628	4.6%	696	558	955	1,668	451	663
81 - Sherwood Park	21,896	2,866	13.1%	1,305	1,367	1,281	3,145	875	721
82 - Spruce Grove-Stony Plain	26,654	3,493	13.1%	1,579	1,461	1,726	3,002	902	667
83 - St. Albert	22,870	3,509	15.3%	1,601	1,486	1,646	2,872	932	708
84 - Strathcona-Sherwood Park	20,875	2,501	12.0%	879	1,324	1,147	2,634	646	624
85 - Taber-Warner	25,406	1,625	6.4%	578	687	971	1,320	341	347
86 - Vermilion-Lloydminster-Wainwright	30,249	1,759	5.8%	689	689	970	1,609	454	428
87 - West Yellowhead	31,446	2,076	6.6%	646	789	1,186	1,466	588	384
Total	2,338,139	245,795	10.5%	110,478	104,595	109,434	207,868	47,983	53,878

Appendix C: Voting Day Registrations by Electoral Division

Electoral Division	Electors Registered during Advance Voting	Electors Registered on Election Day	Total Electors Registered
01 - Calgary-Acadia	1,052	1,479	2,531
02 - Calgary-Beddington	793	2,028	2,821
03 - Calgary-Bow	1,304	1,572	2,876
04 - Calgary-Buffalo	3,150	3,506	6,656
05 - Calgary-Cross	895	1,203	2,098
06 - Calgary-Currie	1,566	2,008	3,574
07 - Calgary-East	1,015	1,645	2,660
08 - Calgary-Edgemont	1,054	1,092	2,146
09 - Calgary-Elbow	1,320	1,523	2,843
10 - Calgary-Falconridge	821	1,067	1,888
11 - Calgary-Fish Creek	626	1,260	1,886
12 - Calgary-Foothills	1,620	1,384	3,004
13 - Calgary-Glenmore	901	1,285	2,186
14 - Calgary-Hays	920	1,783	2,703
15 - Calgary-Klein	1,115	1,671	2,786
16 - Calgary-Lougheed	693	1,437	2,130
17 - Calgary-Bhullar-McCall	1,315	1,634	2,949
18 - Calgary-Mountain View	1,666	2,502	4,168
19 - Calgary-North	968	1,240	2,208
20 - Calgary-North East	2,026	2,173	4,199
21 - Calgary-North West	1,240	1,051	2,291
22 - Calgary-Peigan	841	1,418	2,259
23 - Calgary-Shaw	1,125	2,509	3,634
24 - Calgary-South East	1,636	2,454	4,090
25 - Calgary-Varsity	1,171	1,589	2,760
26 - Calgary-West	963	1,281	2,244
27 - Edmonton-Beverly-Clareview	611	867	1,478
28 - Edmonton-Castle Downs	876	1,093	1,969
29 - Edmonton-City Centre	2,028	2,006	4,034
30 - Edmonton-Decore	1,228	1,179	2,407
31 - Edmonton-Ellerslie	1,443	2,454	3,897
32 - Edmonton-Glenora	849	1,347	2,196

Electoral Division	Electors Registered during Advance Voting	Electors Registered on Election Day	Total Electors Registered
33 - Edmonton-Gold Bar	1,097	1,244	2,341
34 - Edmonton-Highlands-Norwood	804	1,259	2,063
35 - Edmonton-Manning	938	1,376	2,314
36 - Edmonton-McClung	471	982	1,453
37 - Edmonton-Meadows	957	998	1,955
38 - Edmonton-Mill Woods	732	1,117	1,849
39 - Edmonton-North West	850	1,259	2,109
40 - Edmonton-Riverview	681	1,093	1,774
41 - Edmonton-Rutherford	677	1,072	1,749
42 - Edmonton-South	1,443	2,654	4,097
43 - Edmonton-South West	1,807	1,807	3,614
44 - Edmonton-Strathcona	1,326	1,464	2,790
45 - Edmonton-West Henday	934	2,081	3,015
46 - Edmonton-Whitemud	860	920	1,780
47 - Airdrie-Cochrane	1,889	2,667	4,556
48 - Airdrie-East	1,322	1,908	3,230
49 - Athabasca-Barrhead-Westlock	1,401	1,856	3,257
50 - Banff-Kananaskis	2,207	2,310	4,517
51 - Bonnyville-Cold Lake-St. Paul	1,255	1,967	3,222
52 - Brooks-Medicine Hat	1,144	1,400	2,544
53 - Camrose	864	1,435	2,299
54 - Cardston-Siksika	939	1,476	2,415
55 - Central Peace-Notley	1,000	1,576	2,576
56 - Chestermere-Strathmore	1,560	1,825	3,385
57 - Cypress-Medicine Hat	640	4,231	4,871
58 - Drayton Valley-Devon	1,024	1,676	2,700
59 - Drumheller-Stettler	828	1,812	2,640
60 - Fort McMurray-Lac La Biche	881	1,290	2,171
61 - Fort McMurray-Wood Buffalo	584	1,105	1,689
62 - Fort Saskatchewan-Vegreville	1,072	1,893	2,965
63 - Grande Prairie	1,080	1,823	2,903
64 - Grande Prairie-Wapiti	1,262	1,952	3,214
65 - Highwood	2,206	1,623	3,829
66 - Innisfail-Sylvan Lake	1,284	1,765	3,049
67 - Lac Ste. Anne-Parkland	1,284	1,946	3,230
68 - Lacombe-Ponoka	1,419	1,385	2,804
69 - Leduc-Beaumont	1,219	1,658	2,877

Electoral Division	Electors Registered during Advance Voting	Electors Registered on Election Day	Total Electors Registered
70 - Lesser Slave Lake	1,005	1,213	2,218
71 - Lethbridge-East	933	3,438	4,371
72 - Lethbridge-West	1,715	1,872	3,587
73 - Livingstone-Macleod	2,127	2,026	4,153
74 - Maskwacis-Wetaskiwin	797	1,402	2,199
75 - Morinville-St. Albert	1,156	1,443	2,599
76 - Olds-Didsbury-Three Hills	1,559	2,172	3,731
77 - Peace River	1,570	2,254	3,824
78 - Red Deer-North	834	1,335	2,169
79 - Red Deer-South	792	1,704	2,496
80 - Rimbey-Rocky Mountain House-Sundre	1,754	1,445	3,199
81 - Sherwood Park	845	1,223	2,068
82 - Spruce Grove-Stony Plain	1,610	1,545	3,155
83 - St. Albert	976	1,316	2,292
84 - Strathcona-Sherwood Park	772	1,313	2,085
85 - Taber-Warner	1,099	1,364	2,463
86 - Vermilion-Lloydminster-Wainwright	661	2,745	3,406
87 - West Yellowhead	1,396	1,860	3,256
Total	102,373	146,315	248,688

Appendix D: Post Election Day List of Electors

Electoral Division	Elector Count
01 - Calgary-Acadia	34,828
02 - Calgary-Beddington	34,507
03 - Calgary-Bow	39,963
04 - Calgary-Buffalo	36,266
05 - Calgary-Cross	30,000
06 - Calgary-Currie	35,379
07 - Calgary-East	31,715
08 - Calgary-Edgemont	36,134
09 - Calgary-Elbow	36,337
10 - Calgary-Falconridge	28,473
11 - Calgary-Fish Creek	36,692
12 - Calgary-Foothills	36,176
13 - Calgary-Glenmore	37,042
14 - Calgary-Hays	35,009
15 - Calgary-Klein	34,620
16 - Calgary-Lougheed	28,484
17 - Calgary-Bhullar-McCall	23,457
18 - Calgary-Mountain View	38,359
19 - Calgary-North	27,890
20 - Calgary-North East	35,035
21 - Calgary-North West	35,595
22 - Calgary-Peigan	34,455
23 - Calgary-Shaw	39,464
24 - Calgary-South East	38,310
25 - Calgary-Varsity	32,692
26 - Calgary-West	34,156
27 - Edmonton-Beverly-Clareview	30,219
28 - Edmonton-Castle Downs	33,723
29 - Edmonton-City Centre	31,736
30 - Edmonton-Decore	32,339
31 - Edmonton-Ellerslie	33,278
32 - Edmonton-Glenora	31,754
33 - Edmonton-Gold Bar	34,730

Electoral Division	Elector Count
34 - Edmonton-Highlands-Norwood	29,003
35 - Edmonton-Manning	34,851
36 - Edmonton-McClung	28,275
37 - Edmonton-Meadows	31,983
38 - Edmonton-Mill Woods	31,598
39 - Edmonton-North West	31,788
40 - Edmonton-Riverview	30,453
41 - Edmonton-Rutherford	31,392
42 - Edmonton-South	40,082
43 - Edmonton-South West	41,428
44 - Edmonton-Strathcona	29,841
45 - Edmonton-West Henday	35,217
46 - Edmonton-Whitemud	32,841
47 - Airdrie-Cochrane	45,540
48 - Airdrie-East	39,931
49 - Athabasca-Barrhead-Westlock	33,815
50 - Banff-Kananaskis	33,971
51 - Bonnyville-Cold Lake-St. Paul	33,533
52 - Brooks-Medicine Hat	34,594
53 - Camrose	32,649
54 - Cardston-Siksika	25,472
55 - Central Peace-Notley	19,380
56 - Chestermere-Strathmore	37,715
57 - Cypress-Medicine Hat	38,036
58 - Drayton Valley-Devon	35,643
59 - Drumheller-Stettler	29,549
60 - Fort McMurray-Lac La Biche	23,889
61 - Fort McMurray-Wood Buffalo	23,034
62 - Fort Saskatchewan-Vegreville	40,114
63 - Grande Prairie	31,589
64 - Grande Prairie-Wapiti	35,678
65 - Highwood	39,009
66 - Innisfail-Sylvan Lake	36,837
67 - Lac Ste. Anne-Parkland	34,609
68 - Lacombe-Ponoka	34,495
69 - Leduc-Beaumont	39,857
70 - Lesser Slave Lake	15,704

Electoral Division	Elector Count
71 - Lethbridge-East	35,495
72 - Lethbridge-West	36,642
73 - Livingstone-Macleod	37,419
74 - Maskwacis-Wetaskiwin	29,442
75 - Morinville-St. Albert	39,597
76 - Olds-Didsbury-Three Hills	38,173
77 - Peace River	23,146
78 - Red Deer-North	33,382
79 - Red Deer-South	38,696
80 - Rimbey-Rocky Mountain House-Sundre	34,215
81 - Sherwood Park	37,284
82 - Spruce Grove-Stony Plain	41,208
83 - St. Albert	38,774
84 - Strathcona-Sherwood Park	37,569
85 - Taber-Warner	28,859
86 - Vermilion-Lloydminster-Wainwright	32,123
87 - West Yellowhead	35,526
Total	2,939,762

Appendix E: Registered Electors Age Range by Electoral Division

Electoral Division	18-24	25-34	35-44	45-54	55-64	65+
01 - Calgary-Acadia	6.7%	14.1%	18.4%	15.6%	18.4%	26.8%
02 - Calgary-Beddington	9.1%	13.5%	15.7%	16.0%	19.7%	26.0%
03 - Calgary-Bow	9.2%	12.4%	18.4%	20.1%	17.4%	22.4%
04 - Calgary-Buffalo	4.1%	24.8%	23.9%	13.9%	12.4%	20.9%
05 - Calgary-Cross	9.7%	11.7%	14.7%	15.9%	19.4%	28.7%
06 - Calgary-Currie	7.1%	18.2%	22.7%	16.7%	15.0%	20.2%
07 - Calgary-East	9.2%	11.9%	15.9%	17.6%	21.5%	23.9%
08 - Calgary-Edgemont	9.6%	12.6%	13.8%	15.0%	18.5%	30.5%
09 - Calgary-Elbow	7.8%	15.4%	19.6%	17.3%	16.2%	23.6%
10 - Calgary-Falconridge	11.5%	12.9%	17.0%	17.3%	17.3%	24.0%
11 - Calgary-Fish Creek	8.3%	11.5%	16.8%	15.3%	17.5%	30.6%
12 - Calgary-Foothills	11.4%	13.9%	20.6%	20.5%	16.5%	17.1%
13 - Calgary-Glenmore	7.6%	11.9%	16.1%	15.0%	17.0%	32.5%
14 - Calgary-Hays	9.9%	14.2%	25.8%	21.9%	14.3%	13.9%
15 - Calgary-Klein	7.2%	14.5%	19.9%	15.9%	17.8%	24.7%
16 - Calgary-Lougheed	10.8%	11.4%	16.5%	20.9%	18.4%	21.9%
17 - Calgary-Bhullar-McCall	15.1%	13.2%	19.3%	22.3%	15.5%	14.7%
18 - Calgary-Mountain View	6.4%	18.0%	23.7%	16.9%	14.3%	20.6%
19 - Calgary-North	12.0%	12.7%	22.0%	23.7%	15.5%	14.1%
20 - Calgary-North East	11.4%	15.6%	23.9%	20.3%	14.8%	13.9%
21 - Calgary-North West	12.0%	11.1%	16.5%	22.1%	17.7%	20.6%
22 - Calgary-Peigan	8.2%	13.3%	16.9%	14.9%	21.2%	25.5%
23 - Calgary-Shaw	11.0%	15.1%	20.4%	20.8%	17.0%	15.8%
24 - Calgary-South East	9.0%	13.9%	28.8%	21.7%	12.1%	14.5%
25 - Calgary-Varsity	8.7%	14.4%	16.4%	14.0%	15.7%	30.8%
26 - Calgary-West	11.5%	10.0%	14.2%	20.0%	19.6%	24.8%
27 - Edmonton-Beverly-Clareview	8.5%	13.0%	18.5%	16.0%	18.0%	26.0%
28 - Edmonton-Castle Downs	10.2%	14.8%	19.4%	16.8%	16.2%	22.6%
29 - Edmonton-City Centre	6.0%	22.2%	20.5%	13.3%	13.6%	24.4%
30 - Edmonton-Decore	10.1%	13.0%	14.6%	15.3%	19.4%	27.6%
31 - Edmonton-Ellerslie	10.5%	16.6%	27.9%	21.4%	12.2%	11.3%
32 - Edmonton-Glenora	7.7%	13.7%	18.9%	15.6%	18.0%	26.1%
33 - Edmonton-Gold Bar	6.9%	15.3%	18.9%	14.2%	17.0%	27.6%

Electoral Division	18-24	25-34	35-44	45-54	55-64	65+
34 - Edmonton-Highlands-Norwood	6.6%	13.1%	17.5%	15.5%	19.1%	28.2%
35 - Edmonton-Manning	10.6%	15.4%	20.9%	17.9%	16.3%	18.9%
36 - Edmonton-McClung	8.9%	12.9%	16.1%	14.8%	17.7%	29.5%
37 - Edmonton-Meadows	11.2%	15.3%	19.5%	18.2%	16.8%	19.0%
38 - Edmonton-Mill Woods	9.0%	12.6%	17.2%	14.7%	16.2%	30.3%
39 - Edmonton-North West	9.8%	13.5%	18.4%	17.7%	16.5%	24.1%
40 - Edmonton-Riverview	9.2%	13.6%	16.1%	14.7%	17.2%	29.2%
41 - Edmonton-Rutherford	9.2%	13.6%	15.1%	13.9%	16.9%	31.2%
42 - Edmonton-South	9.8%	16.4%	23.7%	20.1%	13.9%	16.2%
43 - Edmonton-South West	9.9%	16.5%	25.1%	20.2%	14.5%	13.8%
44 - Edmonton-Strathcona	8.1%	21.5%	20.5%	13.5%	13.7%	22.8%
45 - Edmonton-West Henday	8.9%	15.4%	20.9%	17.1%	16.3%	21.4%
46 - Edmonton-Whitemud	10.6%	12.1%	15.7%	17.4%	16.8%	27.4%
47 - Airdrie-Cochrane	9.4%	12.5%	21.8%	19.2%	16.0%	21.1%
48 - Airdrie-East	9.3%	13.3%	23.0%	19.1%	15.8%	19.5%
49 - Athabasca-Barrhead-Westlock	6.4%	10.6%	13.6%	14.7%	19.7%	34.9%
50 - Banff-Kananaskis	7.8%	11.0%	16.0%	18.0%	20.0%	27.1%
51 - Bonnyville-Cold Lake-St. Paul	7.2%	13.1%	20.5%	17.3%	18.7%	23.2%
52 - Brooks-Medicine Hat	8.9%	11.6%	16.7%	17.2%	17.7%	27.9%
53 - Camrose	6.9%	11.9%	14.6%	14.1%	18.2%	34.4%
54 - Cardston-Siksika	7.2%	13.0%	17.2%	15.5%	16.8%	30.3%
55 - Central Peace-Notley	6.2%	11.9%	15.2%	16.0%	19.6%	31.1%
56 - Chestermere-Strathmore	10.4%	11.5%	18.7%	19.8%	17.8%	21.7%
57 - Cypress-Medicine Hat	8.7%	11.0%	16.5%	15.4%	17.6%	30.8%
58 - Drayton Valley-Devon	8.2%	12.2%	17.4%	16.7%	19.7%	25.8%
59 - Drumheller-Stettler	6.9%	11.3%	15.0%	14.8%	19.3%	32.7%
60 - Fort McMurray-Lac La Biche	7.6%	12.9%	21.4%	19.9%	20.1%	18.1%
61 - Fort McMurray-Wood Buffalo	9.8%	13.9%	29.1%	21.6%	16.9%	8.6%
62 - Fort Saskatchewan-Vegreville	7.7%	13.6%	18.1%	15.3%	17.4%	27.8%
63 - Grande Prairie	9.8%	16.2%	23.7%	17.7%	15.4%	17.2%
64 - Grande Prairie-Wapiti	8.9%	14.6%	23.0%	18.6%	16.2%	18.7%
65 - Highwood	10.0%	9.6%	16.4%	18.6%	18.5%	26.9%
66 - Innisfail-Sylvan Lake	8.6%	13.1%	18.1%	16.0%	18.2%	26.0%
67 - Lac Ste. Anne-Parkland	7.3%	10.7%	15.9%	16.8%	21.2%	28.1%
68 - Lacombe-Ponoka	8.6%	14.2%	19.0%	15.5%	17.2%	25.5%
69 - Leduc-Beaumont	10.0%	13.4%	22.7%	18.4%	14.8%	20.7%
70 - Lesser Slave Lake	7.0%	12.8%	17.3%	18.5%	19.7%	24.7%

Electoral Division	18-24	25-34	35-44	45-54	55-64	65+
71 - Lethbridge-East	8.1%	13.4%	15.4%	13.7%	16.5%	32.9%
72 - Lethbridge-West	11.2%	18.8%	18.6%	14.7%	13.2%	23.5%
73 - Livingstone-Macleod	6.2%	10.3%	13.8%	14.1%	18.3%	37.3%
74 - Maskwacis-Wetaskiwin	7.2%	10.7%	17.4%	16.2%	19.3%	29.2%
75 - Morinville-St. Albert	9.6%	12.2%	18.3%	17.3%	18.3%	24.4%
76 - Olds-Didsbury-Three Hills	6.8%	11.6%	16.3%	15.9%	18.7%	30.7%
77 - Peace River	8.2%	16.3%	19.1%	17.8%	17.4%	21.1%
78 - Red Deer-North	9.1%	14.3%	19.3%	16.5%	16.7%	24.2%
79 - Red Deer-South	9.7%	13.5%	18.1%	16.6%	16.8%	25.2%
80 - Rimbey-Rocky Mountain House-Sundre	6.2%	10.7%	15.6%	15.3%	20.2%	31.9%
81 - Sherwood Park	9.3%	12.6%	16.2%	15.9%	16.0%	30.0%
82 - Spruce Grove-Stony Plain	9.5%	14.2%	20.0%	16.5%	15.3%	24.5%
83 - St. Albert	9.4%	12.0%	17.2%	16.0%	17.1%	28.3%
84 - Strathcona-Sherwood Park	11.3%	11.4%	16.5%	18.7%	19.8%	22.2%
85 - Taber-Warner	8.9%	14.3%	17.5%	15.1%	16.9%	27.3%
86 - Vermilion-Lloydminster-Wainwright	8.3%	11.3%	18.5%	17.4%	17.6%	26.9%
87 - West Yellowhead	7.8%	12.9%	19.0%	17.6%	19.2%	23.6%
Total	8.9%	13.6%	18.8%	17.1%	17.1%	24.4%

Appendix F: Registered Electors Gender Statistics by Electoral Division

Electoral Division	Male	Female	Not Stated/Other
01 - Calgary-Acadia	48.3%	50.6%	1.1%
02 - Calgary-Beddington	50.0%	49.1%	0.9%
03 - Calgary-Bow	47.6%	51.2%	1.2%
04 - Calgary-Buffalo	52.7%	46.1%	1.2%
05 - Calgary-Cross	44.6%	54.4%	1.0%
06 - Calgary-Currie	51.2%	47.6%	1.2%
07 - Calgary-East	48.5%	50.4%	1.1%
08 - Calgary-Edgemont	49.4%	49.5%	1.1%
09 - Calgary-Elbow	51.4%	47.3%	1.3%
10 - Calgary-Falconridge	48.3%	50.8%	1.0%
11 - Calgary-Fish Creek	45.1%	53.5%	1.4%
12 - Calgary-Foothills	47.0%	51.7%	1.3%
13 - Calgary-Glenmore	49.6%	49.6%	0.9%
14 - Calgary-Hays	51.0%	48.0%	0.9%
15 - Calgary-Klein	50.8%	48.2%	1.0%
16 - Calgary-Lougheed	44.9%	53.9%	1.1%
17 - Calgary-Bhullar-McCall	50.4%	48.6%	1.0%
18 - Calgary-Mountain View	52.2%	46.9%	0.9%
19 - Calgary-North	48.7%	50.3%	1.0%
20 - Calgary-North East	47.5%	51.3%	1.2%
21 - Calgary-North West	47.6%	51.6%	0.9%
22 - Calgary-Peigan	49.5%	49.6%	0.9%
23 - Calgary-Shaw	49.3%	49.5%	1.2%
24 - Calgary-South East	50.2%	48.9%	0.9%
25 - Calgary-Varsity	45.6%	53.2%	1.1%
26 - Calgary-West	51.9%	47.4%	0.7%
27 - Edmonton-Beverly-Clareview	49.3%	49.7%	1.0%
28 - Edmonton-Castle Downs	51.1%	47.8%	1.1%
29 - Edmonton-City Centre	47.1%	51.6%	1.3%
30 - Edmonton-Decore	47.5%	51.9%	0.6%
31 - Edmonton-Ellerslie	50.0%	49.0%	1.0%
32 - Edmonton-Glenora	50.0%	49.1%	0.9%
33 - Edmonton-Gold Bar	48.8%	50.2%	1.1%

Electoral Division	Male	Female	Not Stated/Other
34 - Edmonton-Highlands-Norwood	47.6%	51.3%	1.1%
35 - Edmonton-Manning	51.8%	47.2%	1.1%
36 - Edmonton-McClung	46.8%	52.3%	0.9%
37 - Edmonton-Meadows	51.0%	48.1%	0.9%
38 - Edmonton-Mill Woods	49.3%	49.8%	0.9%
39 - Edmonton-North West	46.1%	53.1%	0.8%
40 - Edmonton-Riverview	49.7%	49.4%	0.9%
41 - Edmonton-Rutherford	44.5%	54.6%	0.9%
42 - Edmonton-South	51.7%	47.5%	0.8%
43 - Edmonton-South West	43.9%	55.4%	0.7%
44 - Edmonton-Strathcona	54.1%	44.9%	1.0%
45 - Edmonton-West Henday	52.1%	47.2%	0.8%
46 - Edmonton-Whitemud	42.9%	56.1%	1.0%
47 - Airdrie-Cochrane	45.7%	53.5%	0.8%
48 - Airdrie-East	51.6%	47.5%	0.8%
49 - Athabasca-Barrhead-Westlock	52.4%	46.6%	1.0%
50 - Banff-Kananaskis	49.1%	50.1%	0.8%
51 - Bonnyville-Cold Lake-St. Paul	45.2%	53.8%	0.9%
52 - Brooks-Medicine Hat	54.6%	44.4%	1.0%
53 - Camrose	43.3%	55.7%	1.0%
54 - Cardston-Siksika	51.7%	47.6%	0.7%
55 - Central Peace-Notley	49.5%	49.6%	1.0%
56 - Chestermere-Strathmore	46.5%	52.7%	0.9%
57 - Cypress-Medicine Hat	46.9%	51.9%	1.2%
58 - Drayton Valley-Devon	54.2%	44.6%	1.1%
59 - Drumheller-Stettler	43.8%	55.3%	0.9%
60 - Fort McMurray-Lac La Biche	50.7%	48.3%	1.0%
61 - Fort McMurray-Wood Buffalo	50.2%	48.8%	1.0%
62 - Fort Saskatchewan-Vegreville	47.0%	52.0%	1.0%
63 - Grande Prairie	51.6%	47.0%	1.3%
64 - Grande Prairie-Wapiti	54.3%	44.1%	1.6%
65 - Highwood	44.8%	54.3%	0.9%
66 - Innisfail-Sylvan Lake	48.4%	50.6%	0.9%
67 - Lac Ste. Anne-Parkland	49.9%	49.0%	1.1%
68 - Lacombe-Ponoka	52.3%	46.8%	0.9%
69 - Leduc-Beaumont	43.2%	55.4%	1.3%
70 - Lesser Slave Lake	48.2%	50.7%	1.1%

Electoral Division	Male	Female	Not Stated/Other
71 - Lethbridge-East	47.9%	51.1%	1.0%
72 - Lethbridge-West	55.3%	43.5%	1.2%
73 - Livingstone-Macleod	44.9%	54.3%	0.8%
74 - Maskwacis-Wetaskiwin	47.6%	51.1%	1.3%
75 - Morinville-St. Albert	46.9%	52.0%	1.1%
76 - Olds-Didsbury-Three Hills	50.2%	48.8%	1.0%
77 - Peace River	48.5%	50.4%	1.1%
78 - Red Deer-North	50.9%	47.9%	1.2%
79 - Red Deer-South	43.3%	55.4%	1.3%
80 - Rimbey-Rocky Mountain House-Sundre	46.2%	53.0%	0.8%
81 - Sherwood Park	50.1%	48.6%	1.3%
82 - Spruce Grove-Stony Plain	49.9%	48.8%	1.3%
83 - St. Albert	49.8%	49.2%	1.1%
84 - Strathcona-Sherwood Park	47.4%	51.5%	1.2%
85 - Taber-Warner	49.5%	49.5%	1.0%
86 - Vermilion-Lloydminster-Wainwright	54.1%	44.5%	1.4%
87 - West Yellowhead	44.3%	54.9%	0.9%
Total	48.9%	50.1%	1.0%

Appendix G: Voter Age Range by Electoral Division

Electoral Division	18-24	25-34	35-44	45-54	55-64	65+
01 - Calgary-Acadia	5.9%	14.3%	17.6%	15.5%	19.7%	26.9%
02 - Calgary-Beddington	7.6%	12.7%	15.0%	16.4%	22.1%	26.2%
03 - Calgary-Bow	7.8%	12.1%	18.6%	21.5%	18.5%	21.6%
04 - Calgary-Buffalo	5.5%	31.3%	21.0%	11.5%	12.7%	18.0%
05 - Calgary-Cross	7.7%	10.9%	13.6%	15.1%	21.4%	31.3%
06 - Calgary-Currie	6.2%	19.6%	21.9%	16.7%	15.9%	19.7%
07 - Calgary-East	7.4%	11.9%	15.6%	17.1%	24.0%	24.0%
08 - Calgary-Edgemont	7.9%	10.9%	13.3%	15.8%	20.3%	31.7%
09 - Calgary-Elbow	7.0%	15.3%	19.0%	18.0%	17.8%	22.8%
10 - Calgary-Falconridge	9.3%	11.6%	16.6%	17.8%	19.4%	25.3%
11 - Calgary-Fish Creek	6.4%	9.6%	16.5%	15.7%	20.3%	31.5%
12 - Calgary-Foothills	8.1%	13.4%	22.4%	20.7%	16.9%	18.5%
13 - Calgary-Glenmore	5.9%	10.9%	15.8%	15.0%	18.9%	33.5%
14 - Calgary-Hays	8.1%	13.7%	25.8%	22.4%	15.3%	14.6%
15 - Calgary-Klein	5.7%	16.4%	18.8%	15.4%	19.1%	24.7%
16 - Calgary-Lougheed	9.2%	10.1%	16.5%	22.0%	19.9%	22.3%
17 - Calgary-Bhullar-McCall	12.9%	11.9%	20.8%	24.3%	16.0%	14.0%
18 - Calgary-Mountain View	5.9%	20.7%	23.5%	16.2%	15.0%	18.6%
19 - Calgary-North	9.3%	13.2%	24.1%	24.4%	15.5%	13.5%
20 - Calgary-North East	9.4%	15.9%	24.6%	21.0%	15.4%	13.7%
21 - Calgary-North West	9.9%	10.1%	16.9%	24.0%	18.2%	20.9%
22 - Calgary-Peigan	6.9%	12.6%	16.3%	15.3%	23.6%	25.4%
23 - Calgary-Shaw	9.0%	14.4%	20.6%	21.7%	18.1%	16.2%
24 - Calgary-South East	6.6%	14.4%	29.6%	22.1%	12.7%	14.6%
25 - Calgary-Varsity	8.1%	12.7%	15.9%	14.9%	17.5%	30.9%
26 - Calgary-West	9.1%	8.4%	14.3%	21.7%	21.4%	25.0%
27 - Edmonton-Beverly-Clareview	6.3%	13.2%	16.2%	15.7%	20.2%	28.4%
28 - Edmonton-Castle Downs	7.9%	13.7%	18.1%	16.6%	17.7%	26.1%
29 - Edmonton-City Centre	8.2%	27.3%	18.0%	11.4%	12.9%	22.2%
30 - Edmonton-Decore	7.9%	12.8%	13.4%	15.2%	21.1%	29.6%
31 - Edmonton-Ellerslie	8.7%	17.2%	28.7%	21.7%	12.7%	11.0%
32 - Edmonton-Glenora	6.8%	16.8%	18.9%	14.8%	18.4%	24.2%
33 - Edmonton-Gold Bar	6.1%	15.8%	19.1%	14.6%	18.6%	25.8%

Electoral Division	18-24	25-34	35-44	45-54	55-64	65+
34 - Edmonton-Highlands-Norwood	5.4%	15.7%	18.2%	15.6%	19.9%	25.2%
35 - Edmonton-Manning	7.4%	15.7%	21.3%	17.2%	17.5%	20.8%
36 - Edmonton-McClung	6.7%	12.3%	13.6%	13.4%	20.3%	33.5%
37 - Edmonton-Meadows	9.4%	14.2%	19.0%	18.4%	19.2%	19.9%
38 - Edmonton-Mill Woods	6.4%	12.6%	15.4%	13.0%	17.5%	35.2%
39 - Edmonton-North West	7.1%	14.9%	19.2%	16.5%	17.6%	24.6%
40 - Edmonton-Riverview	8.2%	12.4%	15.7%	15.6%	19.0%	29.1%
41 - Edmonton-Rutherford	6.7%	14.1%	14.4%	12.9%	17.9%	34.0%
42 - Edmonton-South	7.3%	17.3%	24.4%	19.0%	14.4%	17.6%
43 - Edmonton-South West	7.2%	17.6%	24.8%	19.1%	15.5%	15.8%
44 - Edmonton-Strathcona	8.8%	22.5%	18.2%	13.4%	15.3%	21.9%
45 - Edmonton-West Henday	6.9%	15.5%	21.4%	17.1%	17.1%	22.0%
46 - Edmonton-Whitemud	9.3%	10.7%	15.7%	18.3%	18.5%	27.4%
47 - Airdrie-Cochrane	6.2%	12.0%	19.0%	17.0%	18.6%	27.2%
48 - Airdrie-East	6.7%	12.8%	23.0%	19.2%	17.4%	21.0%
49 - Athabasca-Barrhead-Westlock	7.1%	10.3%	11.4%	12.8%	21.0%	37.3%
50 - Banff-Kananaskis	6.5%	10.5%	14.4%	16.7%	21.8%	30.1%
51 - Bonnyville-Cold Lake-St. Paul	5.9%	12.5%	18.1%	16.6%	21.5%	25.5%
52 - Brooks-Medicine Hat	6.4%	10.0%	15.3%	17.3%	20.7%	30.3%
53 - Camrose	5.6%	9.8%	13.3%	14.3%	20.6%	36.4%
54 - Cardston-Siksika	10.5%	14.4%	14.7%	12.0%	16.3%	32.0%
55 - Central Peace-Notley	9.1%	12.1%	12.1%	14.5%	20.0%	32.2%
56 - Chestermere-Strathmore	7.9%	10.3%	18.6%	20.5%	19.6%	23.1%
57 - Cypress-Medicine Hat	5.8%	9.2%	15.1%	14.9%	20.3%	34.7%
58 - Drayton Valley-Devon	6.9%	11.6%	14.6%	15.7%	22.4%	28.8%
59 - Drumheller-Stettler	7.0%	10.6%	11.5%	12.9%	20.8%	37.2%
60 - Fort McMurray-Lac La Biche	6.4%	14.2%	18.0%	19.7%	21.6%	20.0%
61 - Fort McMurray-Wood Buffalo	5.9%	15.8%	26.5%	24.2%	19.6%	8.0%
62 - Fort Saskatchewan-Vegreville	6.3%	12.5%	17.0%	15.2%	19.5%	29.5%
63 - Grande Prairie	7.1%	16.3%	21.2%	16.9%	17.9%	20.7%
64 - Grande Prairie-Wapiti	6.9%	13.7%	21.6%	18.4%	19.1%	20.4%
65 - Highwood	6.5%	8.6%	14.8%	17.0%	20.5%	32.6%
66 - Innisfail-Sylvan Lake	6.2%	11.6%	15.4%	14.2%	20.0%	32.7%
67 - Lac Ste. Anne-Parkland	6.2%	9.4%	14.9%	16.8%	23.7%	29.0%
68 - Lacombe-Ponoka	7.3%	12.9%	16.2%	13.7%	19.2%	30.7%
69 - Leduc-Beaumont	6.3%	12.8%	20.1%	16.4%	17.5%	26.9%
70 - Lesser Slave Lake	5.4%	11.5%	15.6%	18.5%	22.1%	27.0%

Electoral Division	18-24	25-34	35-44	45-54	55-64	65+
71 - Lethbridge-East	6.5%	11.5%	14.4%	13.6%	18.8%	35.1%
72 - Lethbridge-West	9.5%	16.8%	18.5%	15.2%	15.2%	24.9%
73 - Livingstone-Macleod	5.2%	9.0%	10.2%	12.2%	19.0%	44.2%
74 - Maskwacis-Wetaskiwin	5.9%	9.9%	14.6%	13.3%	21.7%	34.6%
75 - Morinville-St. Albert	7.4%	11.9%	16.8%	16.8%	19.9%	27.2%
76 - Olds-Didsbury-Three Hills	6.3%	10.5%	15.0%	15.8%	20.2%	32.1%
77 - Peace River	8.2%	14.9%	17.2%	18.0%	18.8%	23.0%
78 - Red Deer-North	6.0%	12.8%	15.4%	14.9%	18.5%	32.4%
79 - Red Deer-South	6.8%	12.7%	15.9%	15.0%	19.1%	30.5%
80 - Rimbey-Rocky Mountain House-Sundre	5.4%	9.4%	14.1%	15.2%	22.2%	33.5%
81 - Sherwood Park	6.3%	11.5%	13.5%	13.7%	18.6%	36.3%
82 - Spruce Grove-Stony Plain	6.8%	13.1%	19.0%	16.6%	17.0%	27.5%
83 - St. Albert	7.5%	10.9%	16.6%	16.3%	18.8%	29.8%
84 - Strathcona-Sherwood Park	8.3%	10.8%	14.7%	18.6%	21.9%	25.7%
85 - Taber-Warner	8.2%	13.2%	16.1%	14.3%	19.0%	29.2%
86 - Vermilion-Lloydminster- Wainwright	6.7%	10.7%	14.6%	13.7%	20.5%	33.9%
87 - West Yellowhead	6.6%	12.8%	16.3%	15.8%	21.0%	27.6%
Total	7.3%	13.1%	17.8%	17.0%	18.8%	26.0%

Appendix H: Voter Gender Statistics by Electoral Division

Electoral Division	Male	Female	Not Stated/Other
01 - Calgary-Acadia	48.6%	50.9%	0.5%
02 - Calgary-Beddington	48.4%	51.0%	0.5%
03 - Calgary-Bow	46.3%	49.7%	3.9%
04 - Calgary-Buffalo	51.0%	47.5%	1.6%
05 - Calgary-Cross	49.6%	49.6%	0.8%
06 - Calgary-Currie	46.8%	50.2%	3.0%
07 - Calgary-East	50.1%	48.9%	1.0%
08 - Calgary-Edgemont	48.5%	50.7%	0.8%
09 - Calgary-Elbow	47.8%	51.6%	0.6%
10 - Calgary-Falconridge	50.4%	48.5%	1.1%
11 - Calgary-Fish Creek	48.7%	50.9%	0.4%
12 - Calgary-Foothills	48.5%	50.7%	0.7%
13 - Calgary-Glenmore	47.9%	51.7%	0.4%
14 - Calgary-Hays	48.7%	50.8%	0.5%
15 - Calgary-Klein	48.0%	49.9%	2.1%
16 - Calgary-Lougheed	47.5%	51.0%	1.5%
17 - Calgary-Bhullar-McCall	50.3%	48.6%	1.1%
18 - Calgary-Mountain View	47.8%	51.1%	1.0%
19 - Calgary-North	45.6%	45.9%	8.5%
20 - Calgary-North East	48.9%	49.8%	1.3%
21 - Calgary-North West	48.0%	51.3%	0.6%
22 - Calgary-Peigan	48.9%	50.4%	0.8%
23 - Calgary-Shaw	45.9%	48.3%	5.8%
24 - Calgary-South East	48.1%	51.3%	0.6%
25 - Calgary-Varsity	47.9%	51.5%	0.6%
26 - Calgary-West	48.1%	51.6%	0.4%
27 - Edmonton-Beverly-Clareview	47.4%	51.8%	0.7%
28 - Edmonton-Castle Downs	48.0%	51.4%	0.6%
29 - Edmonton-City Centre	48.2%	50.2%	1.6%
30 - Edmonton-Decore	48.2%	50.9%	0.8%
31 - Edmonton-Ellerslie	48.5%	50.8%	0.7%
32 - Edmonton-Glenora	46.3%	52.8%	0.9%
33 - Edmonton-Gold Bar	47.4%	52.0%	0.7%

Electoral Division	Male	Female	Not Stated/Other
34 - Edmonton-Highlands-Norwood	49.0%	49.7%	1.3%
35 - Edmonton-Manning	47.5%	51.8%	0.7%
36 - Edmonton-McClung	46.3%	53.2%	0.5%
37 - Edmonton-Meadows	49.0%	49.7%	1.3%
38 - Edmonton-Mill Woods	45.5%	53.9%	0.6%
39 - Edmonton-North West	47.3%	52.0%	0.7%
40 - Edmonton-Riverview	48.1%	51.2%	0.6%
41 - Edmonton-Rutherford	45.9%	53.3%	0.8%
42 - Edmonton-South	48.1%	51.3%	0.6%
43 - Edmonton-South West	48.2%	51.3%	0.5%
44 - Edmonton-Strathcona	47.1%	51.3%	1.5%
45 - Edmonton-West Henday	47.4%	51.9%	0.7%
46 - Edmonton-Whitemud	47.6%	51.7%	0.7%
47 - Airdrie-Cochrane	48.0%	51.5%	0.5%
48 - Airdrie-East	47.9%	51.5%	0.6%
49 - Athabasca-Barrhead-Westlock	48.9%	50.7%	0.4%
50 - Banff-Kananaskis	48.1%	51.3%	0.6%
51 - Bonnyville-Cold Lake-St. Paul	50.0%	49.6%	0.4%
52 - Brooks-Medicine Hat	49.5%	50.1%	0.4%
53 - Camrose	48.1%	51.6%	0.3%
54 - Cardston-Siksika	49.0%	50.3%	0.8%
55 - Central Peace-Notley	49.8%	49.9%	0.3%
56 - Chestermere-Strathmore	49.1%	50.5%	0.4%
57 - Cypress-Medicine Hat	47.7%	52.0%	0.4%
58 - Drayton Valley-Devon	49.7%	49.9%	0.4%
59 - Drumheller-Stettler	48.4%	51.4%	0.2%
60 - Fort McMurray-Lac La Biche	45.8%	40.3%	13.9%
61 - Fort McMurray-Wood Buffalo	47.1%	39.0%	13.9%
62 - Fort Saskatchewan-Vegreville	48.9%	50.7%	0.3%
63 - Grande Prairie	49.4%	50.1%	0.5%
64 - Grande Prairie-Wapiti	50.4%	49.1%	0.5%
65 - Highwood	47.2%	51.2%	1.6%
66 - Innisfail-Sylvan Lake	45.6%	49.1%	5.3%
67 - Lac. Ste. Anne-Parkland	50.4%	49.3%	0.3%
68 - Lacombe-Ponoka	47.6%	51.2%	1.2%
69 - Leduc-Beaumont	47.8%	51.8%	0.4%
70 - Lesser Slave Lake	49.7%	49.7%	0.7%

Electoral Division	Male	Female	Not Stated/Other
71 - Lethbridge-East	47.1%	52.3%	0.5%
72 - Lethbridge-West	47.5%	52.0%	0.5%
73 - Livingstone-Macleod	47.1%	50.5%	2.4%
74 - Maskwacis-Wetaskiwin	48.7%	51.0%	0.3%
75 - Morinville-St. Albert	48.4%	51.1%	0.4%
76 - Olds-Didsbury-Three Hills	49.4%	50.2%	0.4%
77 - Peace River	50.0%	49.4%	0.6%
78 - Red Deer-North	46.8%	52.5%	0.6%
79 - Red Deer-South	47.1%	52.3%	0.6%
80 - Rimbey-Rocky Mountain House-Sundre	49.4%	50.2%	0.4%
81 - Sherwood Park	46.0%	53.0%	0.9%
82 - Spruce Grove-Stony Plain	47.1%	52.5%	0.4%
83 - St. Albert	47.0%	52.6%	0.3%
84 - Strathcona-Sherwood Park	48.3%	51.0%	0.6%
85 - Taber-Warner	48.8%	49.0%	2.2%
86 - Vermilion-Lloydminster-Wainwright	48.3%	51.3%	0.4%
87 - West Yellowhead	50.6%	48.9%	0.5%
Total	48.2%	50.8%	1.1%

Appendix I: Survey of Voters and Nonvoters

Elections Alberta commissioned Leger to conduct a survey of eligible electors through Leger’s online panel. This survey was conducted June 20 to 28, 2023. A total of 1,201 eligible electors in Alberta were asked to provide their opinions on a variety of topics related to the election. Most questions were designed to closely mirror what was asked in a survey following the 2019 Provincial General Election. To view the complete survey visit elections.ab.ca/resources/statistics-research.

Knowledge of Elections Alberta		
Survey Year	2019	2023
Awareness of Elections Alberta as the organization responsible for voting places, where to vote cards, voter registration, and advance voting	57%	51%
Elections Alberta rating as a credible source of information	73%	67%

Advertising			
Survey Year		2019	2023
Electors who recalled hearing or seeing advertisements encouraging people to vote		72%	61%
The platforms electors recalled hearing or seeing advertisements encouraging people to vote on:	Television	59%	51%
	Radio	41%	43%
	Online	31%	33%
	Newspaper	29%	20%
Of those who recalled seeing or hearing the advertisements, those indicating that the ad made them more likely to vote		33%	24%
Electors who recalled receiving a where to vote card		81%	82%
Electors who received a where to vote card and used it to decide where and when to vote		N/A	81%

Registering to Vote		
Survey Year	2019	2023
Electors who stated their name is on the List of Electors	84%	81%
Electors aware that they can register at the voting place by showing authorized identification	75%	74%
Electors aware that they can register online using Voterlink	41%	36%
Electors who stated that they received a “Be Ready to Vote” mailout prior to the election	N/A	73%

Voting Behaviour		
Survey Year	2019	2023
Electors who reported voting in the 2023 Provincial General Election	82%	80%
Electors who reported voting in advance	46%	55%
Electors who reported voting on Election Day	52%	40%
Electors aware that they could vote anywhere during advance voting	84%	72%
Electors aware of the new requirement for voters to prove their name and current address	N/A	42%
Electors reporting that they may not have voted without the vote anywhere feature being available	31%	19%

Voting Experience			
Survey Year		2019	2023
Electors found the voting place staff to be helpful		86%	81%
Electors found voting places to be conveniently located		85%	81%
Electors satisfied with the physical accessibility of voting places		N/A	62%
Electors aware of accessibility tools available at voting places		N/A	45%
Electors were satisfied with the time it took to vote		84%	83%
Electors were satisfied with the availability of information at the voting place		78%	78%
Reasonable time after voting closes for unofficial count to be complete:	1-2 Hours	N/A	7%
	2-3 Hours	N/A	14%
	4-6 Hours	N/A	24%
	Next Day	N/A	29%
	2-3 Days	N/A	9%
Overall elector satisfaction with the voting process		84%	80%

Appendix J: Candidates Registered, Nominated, and Elected by Party Affiliation

Advantage Party of Alberta			
Candidate Name	Electoral Division	Registered	Nominated
Dale Withers	58 - Drayton Valley-Devon	✓	✓
Kelly Zeleny	62 - Fort Saskatchewan-Vegreville	✓	✓
Marilyn Burns	67 - Lac Ste. Anne-Parkland	✓	✓
Carol Nordlund Kinsey	80 - Rimbey-Rocky Mountain House-Sundre	✓	✓

Alberta Liberal Party			
Candidate Name	Electoral Division	Registered	Nominated
Zarnab Shahid Zafar	02 - Calgary-Beddington	✓	✓
Leila Keith	06 - Calgary-Currie	✓	✓
Charlie Heater	11 - Calgary-Fish Creek	✓	✓
John Roggeveen	16 - Calgary-Lougheed	✓	✓
Frances Woytkiw	18 - Calgary-Mountain View	✓	✓
Prince Mugisha	20 - Calgary-North East	✓	
Donald Slater	30 - Edmonton-Decore	✓	✓
Jean Kijuli	35 - Edmonton-Manning	✓	
Abdikarim Bakal	38 - Edmonton-Mill Woods	✓	
Eric Champagne	40 - Edmonton-Riverview	✓	✓
Dan Bildhauer	45 - Edmonton-West Henday	✓	✓
Donna Wilson	46 - Edmonton-Whitemud	✓	✓
Helen Mcmenamin	71 - Lethbridge-East	✓	✓
Pat Chizek	72 - Lethbridge-West	✓	✓
Dylin Hauser	73 - Livingstone-Macleod	✓	✓
Jacob Stacey	81 - Sherwood Park	✓	✓

Alberta New Democratic Party			
Candidate Name	Electoral Division	Registered	Nominated
Diana Batten	01 - Calgary-Acadia	✓	✓
Amanda Chapman	02 - Calgary-Beddington	✓	✓
Druh Farrell	03 - Calgary-Bow	✓	✓
Joe Ceci	04 - Calgary-Buffalo	✓	✓
Gurinder Singh Gill	05 - Calgary-Cross	✓	✓
Janet Eremenko	06 - Calgary-Currie	✓	✓

Candidates elected in **bold**

Alberta New Democratic Party			
Candidate Name	Electoral Division	Registered	Nominated
Rosman Valencia	07 - Calgary-East	✓	✓
Julia Hayter	08 - Calgary-Edgemont	✓	✓
Samir Kayande	09 - Calgary-Elbow	✓	✓
Parmeet Singh Boparai	10 - Calgary-Falconridge	✓	✓
Rebecca Bounsall	11 - Calgary-Fish Creek	✓	✓
Court Ellingson	12 - Calgary-Foothills	✓	✓
Nagwan Al-Guneid	13 - Calgary-Glenmore	✓	✓
Andrew Stewart	14 - Calgary-Hays	✓	✓
Lizette Tejada	15 - Calgary-Klein	✓	✓
Venkat Ravulaparthi	16 - Calgary-Lougheed	✓	✓
Irfan Sabir	17 - Calgary-Bhullar-McCall	✓	✓
Kathleen Ganley	18 - Calgary-Mountain View	✓	✓
Rajesh Angral	19 - Calgary-North	✓	✓
Gurinder Brar	20 - Calgary-North East	✓	✓
Michael Lisboa-Smith	21 - Calgary-North West	✓	✓
Denis Ram	22 - Calgary-Peigan	✓	✓
David Cloutier	23 - Calgary-Shaw	✓	✓
Justin Huseby	24 - Calgary-South East	✓	✓
Luanne Metz	25 - Calgary-Varsity	✓	✓
Joan Chand'oiseau	26 - Calgary-West	✓	✓
Peggy Wright	27 - Edmonton-Beverly-Clareview	✓	✓
Nicole Goehring	28 - Edmonton-Castle Downs	✓	✓
David Shepherd	29 - Edmonton-City Centre	✓	✓
Sharif Haji	30 - Edmonton-Decore	✓	✓
Rod Loyola	31 - Edmonton-Ellerslie	✓	✓
Sarah Hoffman	32 - Edmonton-Glenora	✓	✓
Marlin Schmidt	33 - Edmonton-Gold Bar	✓	✓
Janis Irwin	34 - Edmonton-Highlands-Norwood	✓	✓
Heather Sweet	35 - Edmonton-Manning	✓	✓
Lorne Dach	36 - Edmonton-McClung	✓	✓
Jasvir Deol	37 - Edmonton-Meadows	✓	✓
Christina Gray	38 - Edmonton-Mill Woods	✓	✓
David Eggen	39 - Edmonton-North West	✓	✓
Lori Sigurdson	40 - Edmonton-Riverview	✓	✓
Jodi Calahoo Stonehouse	41 - Edmonton-Rutherford	✓	✓

Candidates elected in **bold**

Alberta New Democratic Party			
Candidate Name	Electoral Division	Registered	Nominated
Rhiannon Hoyle	42 - Edmonton-South	✓	✓
Nathan Ip	43 - Edmonton-South West	✓	✓
Rachel Notley	44 - Edmonton-Strathcona	✓	✓
Brooks Arcand-Paul	45 - Edmonton-West Henday	✓	✓
Rakhi Pancholi	46 - Edmonton-Whitemud	✓	✓
Shaun Fluker	47 - Airdrie-Cochrane	✓	✓
Dan Nelles	48 - Airdrie-East	✓	✓
Landen Tischer	49 - Athabasca-Barrhead-Westlock	✓	✓
Sarah Elmeligi	50 - Banff-Kananaskis	✓	✓
Caitlyn Blake	51 - Bonnyville-Cold Lake-St. Paul	✓	✓
Gwendoline Dirk	52 - Brooks-Medicine Hat	✓	✓
Richard Bruneau	53 - Camrose	✓	✓
Colleen Quintal	54 - Cardston-Siksika	✓	✓
Megan Ciurysek	55 - Central Peace-Notley	✓	✓
Raj Jessel	56 - Chestermere-Strathmore	✓	✓
Cathy Hogg	57 - Cypress-Medicine Hat	✓	✓
Harry Singh	58 - Drayton Valley-Devon	✓	✓
Juliet Franklin	59 - Drumheller-Stettler	✓	✓
Calan William Simeon Hobbs	60 - Fort McMurray-Lac La Biche	✓	✓
Tanika Chaisson	61 - Fort McMurray-Wood Buffalo	✓	✓
Taneen Rudyk	62 - Fort Saskatchewan-Vegreville	✓	✓
Kevin McLean	63 - Grande Prairie	✓	✓
Dustin Archibald	64 - Grande Prairie-Wapiti	✓	✓
Jessica Hallam	65 - Highwood	✓	✓
Jason Heistad	66 - Innisfail-Sylvan Lake	✓	✓
Oneil Carlier	67 - Lac Ste. Anne-Parkland	✓	✓
Dave Dale	68 - Lacombe-Ponoka	✓	✓
Cam Heenan	69 - Leduc-Beaumont	✓	✓
Danielle Larivee	70 - Lesser Slave Lake	✓	✓
Rob Miyashiro	71 - Lethbridge-East	✓	✓
Shannon Phillips	72 - Lethbridge-West	✓	✓
Kevin Van Tighem	73 - Livingstone-Macleod	✓	✓
Katherine Swampy	74 - Maskwacis-Wetaskiwin	✓	✓
Karen Shaw	75 - Morinville-St. Albert	✓	✓
Cheryl Hunter Loewen	76 - Olds-Didsbury-Three Hills	✓	✓

Candidates elected in **bold**

Alberta New Democratic Party			
Candidate Name	Electoral Division	Registered	Nominated
Liana Paiva	77 - Peace River	✓	✓
Jaelene Tweedle	78 - Red Deer-North	✓	✓
Michelle Baer	79 - Red Deer-South	✓	✓
Vance Buchwald	80 - Rimbey-Rocky Mountain House-Sundre	✓	✓
Kyle Kasawski	81 - Sherwood Park	✓	✓
Chantal Saramaga-McKenzie	82 - Spruce Grove-Stony Plain	✓	✓
Marie Renaud	83 - St. Albert	✓	✓
Bill Tonita	84 - Strathcona-Sherwood Park	✓	✓
Jazmin Hintz	85 - Taber-Warner	✓	✓
Dawn Flaata	86 - Vermilion-Lloydminster-Wainwright	✓	✓
Fred Kreiner	87 - West Yellowhead	✓	✓

Alberta Party			
Candidate Name	Electoral Division	Registered	Nominated
Wayne Jackson	02 - Calgary-Beddington	✓	✓
Paul Godard	03 - Calgary-Bow	✓	✓
Jason Avramenko	06 - Calgary-Currie	✓	✓
Allen Schultz	08 - Calgary-Edgemont	✓	✓
Kerry Cundal	09 - Calgary-Elbow	✓	✓
Jenny Yermiy	21 - Calgary-North West	✓	✓
Patrick Stewart	28 - Edmonton-Castle Downs	✓	✓
Brent Tyson	30 - Edmonton-Decore	✓	✓
Glenn Andersen	51 - Bonnyville-Cold Lake-St. Paul	✓	
Barry Morishita	52 - Brooks-Medicine Hat	✓	✓
Lynn Lekisch	55 - Central Peace-Notley	✓	✓
Brad Friesen	61 - Fort McMurray-Wood Buffalo	✓	✓
Preston Mildenberger	63 - Grande Prairie	✓	✓
Janet Jabush	67 - Lac Ste. Anne-Parkland	✓	✓
Myles Chykerda	68 - Lacombe-Ponoka	✓	✓
Braham Luddu	72 - Lethbridge-West	✓	✓
Kevin Todd	73 - Livingstone-Macleod	✓	✓
Wayne Rufiange	75 - Morinville-St. Albert	✓	✓
Sue Timanson	81 - Sherwood Park	✓	✓
Darrell Dunn	86 - Vermilion-Lloydminster-Wainwright	✓	✓
Angela Grace	25 - Calgary-Varsity	X	X

Candidates elected in **bold**

Communist Party - Alberta			
Candidate Name	Electoral Division	Registered	Nominated
Jonathan Trautman	07 - Calgary-East	✓	✓
Naomi Rankin	34 - Edmonton-Highlands-Norwood	✓	✓
Corinne Benson	37 - Edmonton-Meadows	✓	✓

Green Party of Alberta			
Candidate Name	Electoral Division	Registered	Nominated
Paul Bechthold	01 - Calgary-Acadia	✓	✓
Jonathan Parks	04 - Calgary-Buffalo	✓	✓
Aman Sandhu	05 - Calgary-Cross	✓	✓
Lane Robson	06 - Calgary-Currie	✓	✓
Jayden Baldonado	07 - Calgary-East	✓	✓
Ahmed Hassan	10 - Calgary-Falconridge	✓	✓
Steven Maffioli	13 - Calgary-Glenmore	✓	✓
Evelyn Tanaka	14 - Calgary-Hays	✓	✓
Kenneth Drysdale	15 - Calgary-Klein	✓	✓
Shaun Pulsifer	22 - Calgary-Peigan	✓	✓
Catriona Wright	24 - Calgary-South East	✓	✓
Jason McKee	26 - Calgary-West	✓	✓
Michael Hunter	27 - Edmonton-Beverly-Clareview	✓	✓
David Clark	29 - Edmonton-City Centre	✓	✓
Julian Schulz	32 - Edmonton-Glenora	✓	✓
Ernestina Malheiro	33 - Edmonton-Gold Bar	✓	✓
Kristine Kowalchuk	34 - Edmonton-Highlands-Norwood	✓	✓
Derek Thompson	35 - Edmonton-Manning	✓	✓
Terry Syvenky	36 - Edmonton-McClung	✓	✓
Christopher Khan	37 - Edmonton-Meadows	✓	
Tyler Beaulac	39 - Edmonton-North West	✓	✓
Robin George	40 - Edmonton-Riverview	✓	✓
Jordan Wilkie	41 - Edmonton-Rutherford	✓	✓
Chryssy Beckmann	42 - Edmonton-South	✓	✓
Jeff Cullihall	43 - Edmonton-South West	✓	✓
Robert Gooding-Townsend	44 - Edmonton-Strathcona	✓	✓
Kristina Howard	45 - Edmonton-West Henday	✓	✓
Cheri Hawley	46 - Edmonton-Whitemud	✓	✓
Michelle Overwater Giles	47 - Airdrie-Cochrane	✓	✓

Candidates elected in **bold**

Green Party of Alberta			
Candidate Name	Electoral Division	Registered	Nominated
Michael Jacobsen	48 - Airdrie-East	✓	✓
Regan Boychuk	50 - Banff-Kananaskis	✓	✓
Shane Diederich	63 - Grande Prairie	✓	✓
Vanessa Diehl	67 - Lac Ste. Anne-Parkland	✓	✓
Taylor Lowery	68 - Lacombe-Ponoka	✓	✓
Justin Fuss	74 - Maskwacis-Wetaskiwin	✓	✓
Kurt Klingbeil	75 - Morinville-St. Albert	✓	✓
Heather Morigeau	78 - Red Deer-North	✓	✓
Ashley MacDonald	79 - Red Deer-South	✓	✓
Daniel Birrell	82 - Spruce Grove-Stony Plain	✓	✓
Cameron Jefferies	83 - St. Albert	✓	✓
Joel Hunt	85 - Taber-Warner	✓	✓
Tigra-Lee Campbell	86 - Vermilion-Lloydminster-Wainwright	✓	✓

Pro-Life Alberta Political Association			
Candidate Name	Electoral Division	Registered	Nominated
Lucas Hernandez	18 - Calgary-Mountain View	✓	✓

Reform Party of Alberta			
Candidate Name	Electoral Division	Registered	Nominated
Randy Thorsteinson	66 - Innisfail-Sylvan Lake	✓	✓

Solidarity Movement of Alberta			
Candidate Name	Electoral Division	Registered	Nominated
Linda McClelland	01 - Calgary-Acadia	✓	✓
Gabriel Pawlowski	02 - Calgary-Beddington	✓	
Manuel Santos	03 - Calgary-Bow	✓	✓
Lona Henry	04 - Calgary-Buffalo	✓	✓
Kathryn Lapp	05 - Calgary-Cross	✓	✓
Dawid Pawlowski	06 - Calgary-Currie	✓	✓
Garry Dirk	07 - Calgary-East	✓	✓
Miles Williams	08 - Calgary-Edgemont	✓	✓
Artur Pawlowski	09 - Calgary-Elbow	✓	✓

Candidates elected in **bold**

Solidarity Movement of Alberta			
Candidate Name	Electoral Division	Registered	Nominated
Evan Wilson	10 - Calgary-Falconridge	✓	✓
Dave Hughes	11 - Calgary-Fish Creek	✓	✓
Kami Dass	12 - Calgary-Foothills	✓	✓
Marzena Pawlowski	13 - Calgary-Glenmore	✓	
Garry Leonhardt	14 - Calgary-Hays	✓	✓
Rob Oswin	15 - Calgary-Klein	✓	✓
Nathaniel Pawlowski	16 - Calgary-Lougheed	✓	✓
Laurence Smith	17 - Calgary-Bhullar-McCall	✓	
Christopher Wedick	18 - Calgary-Mountain View	✓	✓
Alexander Sanguino	19 - Calgary-North	✓	
Ana Requierme-Smith	20 - Calgary-North East	✓	
Alain Habel	21 - Calgary-North West	✓	✓
Antoinette Vandermeer	22 - Calgary-Peigan	✓	
Pietro Cervo	23 - Calgary-Shaw	✓	✓
Heinrich Friesen	24 - Calgary-South East	✓	✓
Kent Liang	25 - Calgary-Varsity	✓	✓
Mariusz Kothrba	26 - Calgary-West	✓	
David John Bohonos	32 - Edmonton-Glenora	✓	✓
Carrie MacNeill	44 - Edmonton-Strathcona	✓	
Michael Andrusco	47 - Airdrie-Cochrane	✓	✓
Stanislaw Andryszewicz	48 - Airdrie-East	✓	
Kyle Jubb	50 - Banff-Kananaskis	✓	✓
Pär Wantenaar	54 - Cardston-Siksika	✓	✓
Nancy O'Neill	55 - Central Peace-Notley	✓	✓
Jed Laboucane	56 - Chestermere-Strathmore	✓	✓
Gail Tookey	58 - Drayton Valley-Devon	✓	✓
Carla Evers	59 - Drumheller-Stettler	✓	✓
Granny Margaret MacKay	62 - Fort Saskatchewan-Vegreville	✓	✓
Marta Kazmierska	65 - Highwood	✓	
Brandon Pringle	66 - Innisfail-Sylvan Lake	✓	✓
Nathan Leslie	68 - Lacombe-Ponoka	✓	✓
Bill Kaufmann	69 - Leduc-Beaumont	✓	✓
Bert (Bertrand) Seatter	70 - Lesser Slave Lake	✓	✓
Suzanne Jubb	74 - Maskwacis-Wetaskiwin	✓	✓
Judy Bridges	76 - Olds-Didsbury-Three Hills	✓	✓

Candidates elected in **bold**

Solidarity Movement of Alberta			
Candidate Name	Electoral Division	Registered	Nominated
Kallie Dyck	78 - Red Deer-North	✓	✓
Pamela Liebenberg	79 - Red Deer-South	✓	✓
Darlene Clarke	82 - Spruce Grove-Stony Plain	✓	✓
Carman Doan	83 - St. Albert	✓	
Brent Ginther	85 - Taber-Warner	✓	✓

The Buffalo Party of Alberta			
Candidate Name	Electoral Division	Registered	Nominated
Andrew Jacobson	44 - Edmonton-Strathcona	✓	✓

The Independence Party of Alberta			
Candidate Name	Electoral Division	Registered	Nominated
Terry Wolsey	54 - Cardston-Siksika	✓	✓
Rodney Bowen	55 - Central Peace-Notley	✓	✓
Kerry Lambert	56 - Chestermere-Strathmore	✓	✓
Cody Ray Both	57 - Cypress-Medicine Hat	✓	✓
Shannon Packham	59 - Drumheller-Stettler	✓	✓
David Braun	63 - Grande Prairie	✓	✓
Brooklyn Biegel	64 - Grande Prairie-Wapiti	✓	✓
David Reid	66 - Innisfail-Sylvan Lake	✓	✓
Sharon MacLise	69 - Leduc-Beaumont	✓	✓
Corrie Reed Toone	73 - Livingstone-Macleod	✓	✓
Katherine Kowalchuk	76 - Olds-Didsbury-Three Hills	✓	✓
Sharon Noullett	77 - Peace River	✓	✓
Vicky Bayford	78 - Red Deer-North	✓	✓
Frank Kast	85 - Taber-Warner	✓	✓

United Conservative Party of Alberta			
Candidate Name	Electoral Division	Registered	Nominated
Tyler Shandro	01 - Calgary-Acadia	✓	✓
Josephine Pon	02 - Calgary-Beddington	✓	✓
Demetrios Nicolaides	03 - Calgary-Bow	✓	✓
Astrid Kuhn	04 - Calgary-Buffer	✓	✓
Mickey Amery	05 - Calgary-Cross	✓	✓

Candidates elected in **bold**

United Conservative Party of Alberta			
Candidate Name	Electoral Division	Registered	Nominated
Nicholas Milliken	06 - Calgary-Currie	✓	✓
Peter Singh	07 - Calgary-East	✓	✓
Prasad Panda	08 - Calgary-Edgemont	✓	✓
Chris Davis	09 - Calgary-Elbow	✓	✓
Devinder Toor	10 - Calgary-Falconridge	✓	✓
Myles McDougall	11 - Calgary-Fish Creek	✓	✓
Jason Luan	12 - Calgary-Foothills	✓	✓
Whitney Issik	13 - Calgary-Glenmore	✓	✓
Richard William (Ric) McIver	14 - Calgary-Hays	✓	✓
Jeremy Nixon	15 - Calgary-Klein	✓	✓
Eric Bouchard	16 - Calgary-Lougheed	✓	✓
Amanpreet Singh Gill	17 - Calgary-Bhullar-McCall	✓	✓
Pamela Rath	18 - Calgary-Mountain View	✓	✓
Muhammad Yaseen	19 - Calgary-North	✓	✓
Inder Grewal	20 - Calgary-North East	✓	✓
Rajan Sawhney	21 - Calgary-North West	✓	✓
Tanya Fir	22 - Calgary-Peigan	✓	✓
Rebecca Schulz	23 - Calgary-Shaw	✓	✓
Matt Jones	24 - Calgary-South East	✓	✓
Jason Copping	25 - Calgary-Varsity	✓	✓
Mike Ellis	26 - Calgary-West	✓	✓
Luke Suvanto	27 - Edmonton-Beverly-Clareview	✓	✓
Jon Dziadyk	28 - Edmonton-Castle Downs	✓	✓
Richard Wong	29 - Edmonton-City Centre	✓	✓
Sayid Ahmed	30 - Edmonton-Decore	✓	✓
R. Singh Bath	31 - Edmonton-Ellerslie	✓	✓
Melissa Crane	32 - Edmonton-Glenora	✓	✓
Miles Berry	33 - Edmonton-Gold Bar	✓	✓
Nick Kalynchuk	34 - Edmonton-Highlands-Norwood	✓	✓
Albert Mazzocca	35 - Edmonton-Manning	✓	✓
Daniel Heikkinen	36 - Edmonton-McClung	✓	✓
Amritpal Singh Matharu	37 - Edmonton-Meadows	✓	✓
Raman Athwal	38 - Edmonton-Mill Woods	✓	✓
Ali Haymour	39 - Edmonton-North West	✓	✓
Terry Vankka	40 - Edmonton-Riverview	✓	✓

Candidates elected in **bold**

United Conservative Party of Alberta			
Candidate Name	Electoral Division	Registered	Nominated
Laine Larson	41 - Edmonton-Rutherford	✓	✓
Joseph Angeles	42 - Edmonton-South	✓	✓
Olatunde Obasan	42 - Edmonton-South	✓	
Kaycee Madu	43 - Edmonton-South West	✓	✓
Emad El-Zein	44 - Edmonton-Strathcona	✓	✓
Slava Cravcenco	45 - Edmonton-West Henday	✓	✓
Raj Sherman	46 - Edmonton-Whitemud	✓	✓
Peter Guthrie	47 - Airdrie-Cochrane	✓	✓
Angela Pitt	48 - Airdrie-East	✓	✓
Glenn Van Dijken	49 - Athabasca-Barrhead-Westlock	✓	✓
Miranda Rosin	50 - Banff-Kananaskis	✓	✓
Scott Cyr	51 - Bonnyville-Cold Lake-St. Paul	✓	✓
Danielle Smith	52 - Brooks-Medicine Hat	✓	✓
Jackie Lovely	53 - Camrose	✓	✓
Joseph Schow	54 - Cardston-Siksika	✓	✓
Todd Loewen	55 - Central Peace-Notley	✓	✓
Chantelle de Jonge	56 - Chestermere-Strathmore	✓	✓
Justin Wright	57 - Cypress-Medicine Hat	✓	✓
Andrew Boitchenko	58 - Drayton Valley-Devon	✓	✓
Nate Horner	59 - Drumheller-Stettler	✓	✓
Brian Jean	60 - Fort McMurray-Lac La Biche	✓	✓
Zulkifl Mujahid	61 - Fort McMurray-Wood Buffalo	✓	
Tany Yao	61 - Fort McMurray-Wood Buffalo	✓	✓
Jackie Armstrong-Homeniuk	62 - Fort Saskatchewan-Vegreville	✓	✓
Nolan Dyck	63 - Grande Prairie	✓	✓
Ron Wiebe	64 - Grande Prairie-Wapiti	✓	✓
R.J. Sigurdson	65 - Highwood	✓	✓
Devin Dreeshen	66 - Innisfail-Sylvan Lake	✓	✓
Shane Getson	67 - Lac Ste. Anne-Parkland	✓	✓
Jennifer Johnson	68 - Lacombe-Ponoka	✓	✓
Brandon Luntz	69 - Leduc-Beaumont	✓	✓
Scott Sinclair	70 - Lesser Slave Lake	✓	✓
Nathan Neudorf	71 - Lethbridge-East	✓	✓
Cheryl Seaborn	72 - Lethbridge-West	✓	✓

Candidates elected in **bold**

United Conservative Party of Alberta			
Candidate Name	Electoral Division	Registered	Nominated
Chelsae Petrovic	73 - Livingstone-Macleod	✓	✓
Rick Wilson	74 - Maskwacis-Wetaskiwin	✓	✓
Dale Nally	75 - Morinville-St. Albert	✓	✓
Nathan Cooper	76 - Olds-Didsbury-Three Hills	✓	✓
Dan Williams	77 - Peace River	✓	✓
Adriana LaGrange	78 - Red Deer-North	✓	✓
Jason Stephan	79 - Red Deer-South	✓	✓
Jason Nixon	80 - Rimbey-Rocky Mountain House-Sundre	✓	✓
Jordan Walker	81 - Sherwood Park	✓	✓
Searle Turton	82 - Spruce Grove-Stony Plain	✓	✓
Angela Wood	83 - St. Albert	✓	✓
Nate Glubish	84 - Strathcona-Sherwood Park	✓	✓
Grant Hunter	85 - Taber-Warner	✓	✓
Garth Rowsell	86 - Vermilion-Lloydminster-Wainwright	✓	✓
Martin Long	87 - West Yellowhead	✓	✓

Wildrose Independence Party of Alberta			
Candidate Name	Electoral Division	Registered	Nominated
Mike Lorusso	65 - Highwood	✓	✓
Jeevan Mangat	66 - Innisfail-Sylvan Lake	✓	✓

Wildrose Loyalty Coalition			
Candidate Name	Electoral Division	Registered	Nominated
Donna Kathleen Scott	01 - Calgary-Acadia	✓	✓
Maxime Viens	02 - Calgary-Beddington	✓	
Kenneth Jansen	03 - Calgary-Bow	✓	
Kathleen Jansen	04 - Calgary-Buffalo	✓	
Nan Barron	08 - Calgary-Edgemont	✓	✓
Joni Wilde	14 - Calgary-Hays	✓	
James Tobin	20 - Calgary-North East	✓	
Oaklan Davidsen	25 - Calgary-Varsity	✓	✓
Patricia Engebretson	27 - Edmonton-Beverly-Clareview	✓	
Brennen McLay	29 - Edmonton-City Centre	✓	
Darryl Morin	30 - Edmonton-Decore	✓	

Candidates elected in **bold**

Wildrose Loyalty Coalition			
Candidate Name	Electoral Division	Registered	Nominated
Angela Stretch	31 - Edmonton-Ellerslie	✓	✓
Jennifer Garn	32 - Edmonton-Glenora	✓	
Logan McLay	33 - Edmonton-Gold Bar	✓	
Tyson Morin	35 - Edmonton-Manning	✓	
Hanna Hokanson	36 - Edmonton-McClung	✓	
Klaas Werkema	37 - Edmonton-Meadows	✓	
Lisa Leaman	38 - Edmonton-Mill Woods	✓	
Russell Gwozdz	39 - Edmonton-North West	✓	
Joanne Gwozdz	40 - Edmonton-Riverview	✓	
Rachelle Gwozdz	41 - Edmonton-Rutherford	✓	
Arnaud Couleard	42 - Edmonton-South	✓	
Barbara Orr	43 - Edmonton-South West	✓	
Robert Nielsen	44 - Edmonton-Strathcona	✓	✓
Paul Brake	45 - Edmonton-West Henday	✓	
Patricia Hozack	46 - Edmonton-Whitemud	✓	
Ron Voss	47 - Airdrie-Cochrane	✓	✓
Taras Melysh	48 - Airdrie-East	✓	
Clayton Orr	50 - Banff-Kananaskis	✓	
Pamela Henson	53 - Camrose	✓	✓
Bradley Orr	54 - Cardston-Siksika	✓	
Brandon Ralph	55 - Central Peace-Notley	✓	
Matt Orr	57 - Cypress-Medicine Hat	✓	✓
Jon Hokanson	58 - Drayton Valley-Devon	✓	✓
Hannah Stretch Viens	59 - Drumheller-Stettler	✓	✓
Kyle Melin	60 - Fort McMurray-Lac La Biche	✓	
Chris Proskow	61 - Fort McMurray-Wood Buffalo	✓	
Chance Brayford	63 - Grande Prairie	✓	
Grace Stretch	64 - Grande Prairie-Wapiti	✓	
Shawn Rooney	65 - Highwood	✓	
Christopher Flickinger	66 - Innisfail-Sylvan Lake	✓	
Kennedy Orr	67 - Lac Ste. Anne-Parkland	✓	
Daniel Jefferies	68 - Lacombe-Ponoka	✓	✓
Leslie Jefferies	69 - Leduc-Beaumont	✓	
William Tufts	70 - Lesser Slave Lake	✓	
Buffy Ramshaw	74 - Maskwacis-Wetaskiwin	✓	

Candidates elected in **bold**

Wildrose Loyalty Coalition			
Candidate Name	Electoral Division	Registered	Nominated
Cam Tatlock	76 - Olds-Didsbury-Three Hills	✓	✓
Samantha McLay	78 - Red Deer-North	✓	
Jesse Stretch	79 - Red Deer-South	✓	✓
Tami Tatlock	80 - Rimbey-Rocky Mountain House-Sundre	✓	✓
Mark Johnson	81 - Sherwood Park	✓	
Oniel Simon	83 - St. Albert	✓	
Paul Hinman	85 - Taber-Warner	✓	✓
Danny Hozack	86 - Vermilion-Lloydminster-Wainwright	✓	✓

Independent			
Candidate Name	Electoral Division	Registered	Nominated
Larry R. Heather	01 - Calgary-Acadia	✓	✓
Kyle Kennedy	10 - Calgary-Falconridge	✓	✓
Keenan Demontigny	12 - Calgary-Foothills	✓	✓
Serena Thomsen	21 - Calgary-North West	✓	✓
Ryan Lantz	25 - Calgary-Varsity	✓	
Andrzej (Andy) Gudanowski	27 - Edmonton-Beverly-Clareview	✓	✓
Graham Lettner	33 - Edmonton-Gold Bar	✓	✓
Andrew J. Lineker	36 - Edmonton-McClung	✓	✓
Bob Blayone	53 - Camrose	✓	✓
Angela Tabak	54 - Cardston-Siksika	✓	✓
Terry Nicholls	56 - Chestermere-Strathmore	✓	✓
KDMKevin Johnston	60 - Fort McMurray-Lac La Biche	✓	✓
Funky Banjoko	61 - Fort McMurray-Wood Buffalo	✓	✓
Zulkifl Mujahid	61 - Fort McMurray-Wood Buffalo	✓	✓
Kathy Flett	62 - Fort Saskatchewan-Vegreville	✓	✓
Kirk Cayer	69 - Leduc-Beaumont	✓	✓
Nancy O'Neill	70 - Lesser Slave Lake	✓	
Erik Abildgaard	73 - Livingstone-Macleod	✓	✓
Marie Rittenhouse	74 - Maskwacis-Wetaskiwin	✓	✓
Conrad Nunweiler	77 - Peace River	✓	✓
Tim Hoven	80 - Rimbey-Rocky Mountain House-Sundre	✓	✓
Fred Schwieger	80 - Rimbey-Rocky Mountain House-Sundre	✓	✓
Jody Balanko	84 - Strathcona-Sherwood Park	✓	✓
Matthew Powell	86 - Vermilion-Lloydminster-Wainwright	✓	✓

Candidates elected in **bold**

Appendix K: Summary of Results by Electoral Division

Electoral Division	Candidates	Political Affiliation	Valid Votes Received	Valid Votes Received %
01 - Calgary-Acadia	Diana Batten	NDP	10,959	48.6%
	Paul Bechthold	GPA	293	1.3%
	Larry R. Heather	IND	162	0.7%
	Linda McClelland	SM	92	0.4%
	Donna Kathleen Scott	WLC	119	0.5%
	Tyler Shandro	UCP	10,937	48.5%
			22,562	100.0%
02 - Calgary-Beddington	Amanda Chapman	NDP	10,269	49.7%
	Wayne Jackson	AP	473	2.3%
	Josephine Pon	UCP	9,726	47.0%
	Zarnab Shahid Zafar	LIB	210	1.0%
			20,678	100.0%
03 - Calgary-Bow	Druh Farrell	NDP	12,552	47.4%
	Paul Godard	AP	670	2.5%
	Demetrios Nicolaides	UCP	13,175	49.7%
	Manuel Santos	SM	89	0.3%
			26,486	100.0%
04 - Calgary-Buffalo	Joe Ceci	NDP	13,221	63.0%
	Lona Henry	SM	125	0.6%
	Astrid Kuhn	UCP	7,292	34.7%
	Jonathan Parks	GPA	349	1.7%
			20,987	100.0%
05 - Calgary-Cross	Mickey Amery	UCP	7,533	50.2%
	Gurinder Singh Gill	NDP	7,019	46.8%
	Kathryn Lapp	SM	202	1.3%
	Aman Sandhu	GPA	254	1.7%
			15,008	100.0%

Number and percentage of votes received only include valid ballots cast.
Declined and Rejected ballot totals have not been included.

Electoral Division	Candidates	Political Affiliation	Valid Votes Received	Valid Votes Received %
06 - Calgary-Currie	Jason Avramenko	AP	409	1.8%
	Janet Eremenko	NDP	12,261	54.8%
	Leila Keith	LIB	216	1.0%
	Nicholas Milliken	UCP	9,181	41.0%
	Dawid Pawlowski	SM	83	0.4%
	Lane Robson	GPA	222	1.0%
			22,372	100.0%
07 - Calgary-East	Jayden Baldonado	GPA	403	2.8%
	Garry Dirk	SM	166	1.2%
	Peter Singh	UCP	7,123	50.2%
	Jonathan Trautman	CP-A	64	0.5%
	Rosman Valencia	NDP	6,425	45.3%
			14,181	100.0%
08 - Calgary-Edgemont	Nan Barron	WLC	66	0.3%
	Julia Hayter	NDP	11,681	49.3%
	Prasad Panda	UCP	11,397	48.1%
	Allen Schultz	AP	488	2.1%
	Miles Williams	SM	64	0.3%
			23,696	100.0%
09 - Calgary-Elbow	Kerry Cundal	AP	1,136	4.6%
	Chris Davis	UCP	11,446	46.0%
	Samir Kayande	NDP	12,189	49.0%
	Artur Pawlowski	SM	99	0.4%
			24,870	100.0%
10 - Calgary-Falconridge	Parmeet Singh Boparai	NDP	7,786	56.4%
	Ahmed Hassan	GPA	203	1.5%
	Kyle Kennedy	IND	252	1.8%
	Devinder Toor	UCP	5,476	39.7%
	Evan Wilson	SM	91	0.7%
			13,808	100.0%

Number and percentage of votes received only include valid ballots cast.
Declined and Rejected ballot totals have not been included.

Electoral Division	Candidates	Political Affiliation	Valid Votes Received	Valid Votes Received %
11 - Calgary-Fish Creek	Rebecca Bounsall	NDP	11,254	44.0%
	Charlie Heater	LIB	378	1.5%
	Dave Hughes	SM	186	0.7%
	Myles McDougall	UCP	13,743	53.8%
			25,561	100.0%
12 - Calgary-Foothills	Kami Dass	SM	105	0.5%
	Keenan Demontigny	IND	190	0.9%
	Court Ellingson	NDP	11,054	49.9%
	Jason Luan	UCP	10,793	48.7%
			22,142	100.0%
13 - Calgary-Glenmore	Nagwan Al-Guneid	NDP	12,687	49.3%
	Whitney Issik	UCP	12,639	49.1%
	Steven Maffioli	GPA	422	1.6%
			25,748	100.0%
14 - Calgary-Hays	Garry Leonhardt	SM	118	0.6%
	Richard William (Ric) McIver	UCP	11,807	55.6%
	Andrew Stewart	NDP	8,987	42.3%
	Evelyn Tanaka	GPA	321	1.5%
			21,233	100.0%
15 - Calgary-Klein	Kenneth Drysdale	GPA	353	1.7%
	Jeremy Nixon	UCP	9,697	46.7%
	Rob Oswin	SM	153	0.7%
	Lizette Tejada	NDP	10,564	50.9%
			20,767	100.0%
16 - Calgary-Lougheed	Eric Bouchard	UCP	9,690	56.4%
	Nathaniel Pawlowski	SM	184	1.1%
	Venkat Ravulaparthi	NDP	6,924	40.3%
	John Roggeveen	LIB	369	2.1%
			17,167	100.0%
17 - Calgary-Bhullar-Mccall	Amanpreet Singh Gill	UCP	5,261	42.0%
	Irfan Sabir	NDP	7,265	58.0%
			12,526	100.0%

Number and percentage of votes received only include valid ballots cast.
Declined and Rejected ballot totals have not been included.

Electoral Division	Candidates	Political Affiliation	Valid Votes Received	Valid Votes Received %
18 - Calgary-Mountain View	Kathleen Ganley	NDP	16,516	64.7%
	Lucas Hernandez	PAPA	90	0.4%
	Pamela Rath	UCP	8,468	33.2%
	Christopher Wedick	SM	119	0.5%
	Frances Woytkiw	LIB	335	1.3%
			25,528	100.0%
19 - Calgary-North	Rajesh Angral	NDP	7,798	49.6%
	Muhammad Yaseen	UCP	7,927	50.4%
			15,725	100.0%
20 - Calgary-North East	Gurinder Brar	NDP	11,117	55.0%
	Inder Grewal	UCP	9,078	45.0%
			20,195	100.0%
21 - Calgary-North West	Alain Habel	SM	45	0.2%
	Michael Lisboa-Smith	NDP	11,778	47.7%
	Rajan Sawhney	UCP	11,921	48.3%
	Serena Thomsen	IND	153	0.6%
	Jenny Yeremiy	AP	778	3.2%
			24,675	100.0%
22 - Calgary-Peigan	Tanya Fir	UCP	11,892	55.0%
	Shaun Pulsifer	GPA	626	2.9%
	Denis Ram	NDP	9,095	42.1%
			21,613	100.0%
23 - Calgary-Shaw	Pietro Cervo	SM	236	1.0%
	David Cloutier	NDP	10,591	42.7%
	Rebecca Schulz	UCP	13,970	56.3%
			24,797	100.0%
24 - Calgary-South East	Heinrich Friesen	SM	104	0.4%
	Justin Huseby	NDP	9,442	39.4%
	Matt Jones	UCP	14,087	58.8%
	Catriona Wright	GPA	318	1.3%
			23,951	100.0%

Number and percentage of votes received only include valid ballots cast.
Declined and Rejected ballot totals have not been included.

Electoral Division	Candidates	Political Affiliation	Valid Votes Received	Valid Votes Received %
25 - Calgary-Varsity	Jason Copping	UCP	9,377	40.6%
	Oaklan Davidsen	WLC	141	0.6%
	Kent Liang	SM	112	0.5%
	Luanne Metz	NDP	13,449	58.3%
			23,079	100.0%
26 - Calgary-West	Joan Chand'oiseau	NDP	9,468	41.9%
	Mike Ellis	UCP	12,793	56.7%
	Jason McKee	GPA	313	1.4%
			22,574	100.0%
27 - Edmonton-Beverly-Clareview	Andrzej (Andy) Gudanowski	IND	222	1.5%
	Michael Hunter	GPA	337	2.3%
	Luke Suvanto	UCP	5,690	38.6%
	Peggy Wright	NDP	8,510	57.7%
			14,759	100.0%
28 - Edmonton-Castle Downs	Jon Dziadyk	UCP	7,286	40.4%
	Nicole Goehring	NDP	10,044	55.7%
	Patrick Stewart	AP	707	3.9%
			18,037	100.0%
29 - Edmonton-City Centre	David Clark	GPA	476	2.9%
	David Shepherd	NDP	12,431	74.9%
	Richard Wong	UCP	3,691	22.2%
			16,598	100.0%
30 - Edmonton-Decore	Sayid Ahmed	UCP	6,326	41.2%
	Sharif Haji	NDP	8,109	52.8%
	Donald Slater	LIB	295	1.9%
	Brent Tyson	AP	631	4.1%
			15,361	100.0%
31 - Edmonton-Ellerslie	R. Singh Bath	UCP	6,817	36.8%
	Rod Loyola	NDP	11,429	61.7%
	Angela Stretch	WLC	264	1.4%
			18,510	100.0%

Number and percentage of votes received only include valid ballots cast.
Declined and Rejected ballot totals have not been included.

Electoral Division	Candidates	Political Affiliation	Valid Votes Received	Valid Votes Received %
32 - Edmonton-Glenora	David John Bohonos	SM	150	0.8%
	Melissa Crane	UCP	5,056	28.1%
	Sarah Hoffman	NDP	12,443	69.2%
	Julian Schulz	GPA	332	1.8%
			17,981	100.0%
33 - Edmonton-Gold Bar	Miles Berry	UCP	6,174	27.7%
	Graham Lettner	IND	321	1.4%
	Ernestina Malheiro	GPA	316	1.4%
	Marlin Schmidt	NDP	15,508	69.5%
			22,319	100.0%
34 - Edmonton-Highlands-Norwood	Janis Irwin	NDP	9,491	71.5%
	Nick Kalynchuk	UCP	3,350	25.2%
	Kristine Kowalchuk	GPA	339	2.6%
	Naomi Rankin	CP-A	102	0.8%
			13,282	100.0%
35 - Edmonton-Manning	Albert Mazzocca	UCP	6,769	38.4%
	Heather Sweet	NDP	10,547	59.8%
	Derek Thompson	GPA	333	1.9%
			17,649	100.0%
36 - Edmonton-McClung	Lorne Dach	NDP	9,603	59.5%
	Daniel Heikkinen	UCP	6,029	37.4%
	Andrew J. Lineker	IND	309	1.9%
	Terry Syvenky	GPA	199	1.2%
			16,140	100.0%
37 - Edmonton-Meadows	Corinne Benson	CP-A	213	1.2%
	Jasvir Deol	NDP	11,013	62.6%
	Amritpal Singh Matharu	UCP	6,378	36.2%
			17,604	100.0%
38 - Edmonton-Mill Woods	Raman Athwal	UCP	6,869	38.3%
	Christina Gray	NDP	11,063	61.7%
			17,932	100.0%

Number and percentage of votes received only include valid ballots cast.
Declined and Rejected ballot totals have not been included.

Electoral Division	Candidates	Political Affiliation	Valid Votes Received	Valid Votes Received %
39 - Edmonton-North West	Tyler Beaulac	GPA	335	2.0%
	David Eggen	NDP	9,978	59.7%
	Ali Haymour	UCP	6,388	38.2%
			16,701	100.0%
40 - Edmonton-Riverview	Eric Champagne	LIB	413	2.2%
	Robin George	GPA	347	1.8%
	Lori Sigurdson	NDP	12,875	67.1%
	Terry Vankka	UCP	5,564	29.0%
			19,199	100.0%
41 - Edmonton-Rutherford	Jodi Calahoo Stonehouse	NDP	13,012	65.1%
	Laine Larson	UCP	6,366	31.8%
	Jordan Wilkie	GPA	624	3.1%
			20,002	100.0%
42 - Edmonton-South	Joseph Angeles	UCP	9,492	39.5%
	Chryssy Beckmann	GPA	369	1.5%
	Rhiannon Hoyle	NDP	14,171	59.0%
			24,032	100.0%
43 - Edmonton-South West	Jeff Cullihall	GPA	323	1.3%
	Nathan Ip	NDP	14,380	56.5%
	Kaycee Madu	UCP	10,741	42.2%
			25,444	100.0%
44 - Edmonton-Strathcona	Emad El-Zein	UCP	3,032	17.3%
	Robert Gooding-Townsend	GPA	324	1.8%
	Andrew Jacobson	BPA	106	0.6%
	Robert Nielsen	WLC	93	0.5%
	Rachel Notley	NDP	13,980	79.7%
			17,535	100.0%
45 - Edmonton-West Henday	Brooks Arcand-Paul	NDP	11,495	56.8%
	Dan Bildhauer	LIB	391	1.9%
	Slava Cravenco	UCP	7,956	39.3%
	Kristina Howard	GPA	382	1.9%
			20,224	100.0%

Number and percentage of votes received only include valid ballots cast.
Declined and Rejected ballot totals have not been included.

Electoral Division	Candidates	Political Affiliation	Valid Votes Received	Valid Votes Received %
46 - Edmonton-Whitemud	Cheri Hawley	GPA	221	1.0%
	Rakhi Pancholi	NDP	12,797	60.4%
	Raj Sherman	UCP	7,799	36.8%
	Donna Wilson	LIB	370	1.7%
			21,187	100.0%
47 - Airdrie-Cochrane	Michael Andrusco	SM	199	0.7%
	Shaun Fluker	NDP	11,223	37.3%
	Michelle Overwater Giles	GPA	393	1.3%
	Peter Guthrie	UCP	18,074	60.1%
	Ron Voss	WLC	183	0.6%
			30,072	100.0%
48 - Airdrie-East	Michael Jacobsen	GPA	623	2.5%
	Dan Nelles	NDP	8,697	35.4%
	Angela Pitt	UCP	15,215	62.0%
			24,535	100.0%
49 - Athabasca-Barrhead-Westlock	Landen Tischer	NDP	5,401	25.7%
	Glenn Van Dijken	UCP	15,631	74.3%
			21,032	100.0%
50 - Banff-Kananaskis	Regan Boychuk	GPA	336	1.4%
	Sarah Elmeligi	NDP	11,562	49.7%
	Kyle Jubb	SM	105	0.5%
	Miranda Rosin	UCP	11,259	48.4%
			23,262	100.0%
51 - Bonnyville-Cold Lake-St. Paul	Caitlyn Blake	NDP	4,327	24.5%
	Scott Cyr	UCP	13,315	75.5%
			17,642	100.0%
52 - Brooks-Medicine Hat	Gwendoline Dirk	NDP	5,477	27.4%
	Barry Morishita	AP	1,233	6.2%
	Danielle Smith	UCP	13,315	66.5%
			20,025	100.0%

Number and percentage of votes received only include valid ballots cast.
Declined and Rejected ballot totals have not been included.

Electoral Division	Candidates	Political Affiliation	Valid Votes Received	Valid Votes Received %
53 - Camrose	Bob Blayone	IND	1,740	8.5%
	Richard Bruneau	NDP	5,579	27.1%
	Pamela Henson	WLC	205	1.0%
	Jackie Lovely	UCP	13,032	63.4%
			20,556	100.0%
54 - Cardston-Siksika	Colleen Quintal	NDP	2,527	17.8%
	Joseph Schow	UCP	10,550	74.1%
	Angela Tabak	IND	871	6.1%
	Pär Wantenaar	SM	35	0.2%
	Terry Wolsey	TIP	251	1.8%
			14,234	100.0%
55 - Central Peace-Notley	Rodney Bowen	TIP	238	2.0%
	Megan Ciurysek	NDP	2,216	18.6%
	Lynn Lekisch	AP	166	1.4%
	Todd Loewen	UCP	9,280	77.7%
	Nancy O'Neill	SM	46	0.4%
			11,946	100.0%
56 - Chestermere-Strathmore	Chantelle de Jonge	UCP	15,362	69.7%
	Raj Jessel	NDP	6,119	27.8%
	Jed Laboucane	SM	45	0.2%
	Kerry Lambert	TIP	264	1.2%
	Terry Nicholls	IND	258	1.2%
			22,048	100.0%
57 - Cypress-Medicine Hat	Cody Ray Both	TIP	287	1.3%
	Cathy Hogg	NDP	7,697	35.3%
	Matt Orr	WLC	322	1.5%
	Justin Wright	UCP	13,489	61.9%
			21,795	100.0%
58 - Drayton Valley-Devon	Andrew Boitchenko	UCP	16,532	73.7%
	Jon Hokanson	WLC	580	2.6%
	Harry Singh	NDP	5,009	22.3%
	Gail Tookey	SM	121	0.5%
	Dale Withers	APA	189	0.8%
			22,431	100.0%

Number and percentage of votes received only include valid ballots cast.
Declined and Rejected ballot totals have not been included.

Electoral Division	Candidates	Political Affiliation	Valid Votes Received	Valid Votes Received %
59 - Drumheller-Stettler	Carla Evers	SM	104	0.6%
	Juliet Franklin	NDP	2,684	14.4%
	Nate Horner	UCP	15,270	82.1%
	Shannon Packham	TIP	382	2.1%
	Hannah Stretch Viens	WLC	150	0.8%
			18,590	100.0%
60 - Fort McMurray-Lac La Biche	Calan William Simeon Hobbs	NDP	2,561	24.5%
	Brian Jean	UCP	7,692	73.6%
	KDMKevin Johnston	IND	202	1.9%
			10,455	100.0%
61 - Fort McMurray-Wood Buffalo	Funky Banjoko	IND	625	6.5%
	Tanika Chaisson	NDP	1,884	19.7%
	Bradley Friesen	AP	255	2.7%
	Zulkifl Mujahid	IND	331	3.5%
	Tany Yao	UCP	6,483	67.7%
			9,578	100.0%
62 - Fort Saskatchewan-Vegreville	Jackie Armstrong-Homeniuk	UCP	14,126	58.1%
	Kathy Flett	IND	801	3.3%
	Granny Margaret MacKay	SM	108	0.4%
	Taneen Rudyk	NDP	9,064	37.3%
	Kelly Zeleny	APA	227	0.9%
			24,326	100.0%
63 - Grande Prairie	David Braun	TIP	348	2.2%
	Shane Diederich	GPA	160	1.0%
	Nolan Dyck	UCP	10,001	63.9%
	Kevin McLean	NDP	4,890	31.3%
	Preston Mildenerberger	AP	242	1.5%
			15,641	100.0%
64 - Grande Prairie-Wapiti	Dustin Archibald	NDP	4,063	20.5%
	Brooklyn Biegel	TIP	645	3.3%
	Ron Wiebe	UCP	15,093	76.2%
			19,801	100.0%

Number and percentage of votes received only include valid ballots cast.
Declined and Rejected ballot totals have not been included.

Electoral Division	Candidates	Political Affiliation	Valid Votes Received	Valid Votes Received %
65 - Highwood	Jessica Hallam	NDP	7,540	28.9%
	Mike Lorusso	WIPA	580	2.2%
	R.J. Sigurdson	UCP	17,990	68.9%
			26,110	100.0%
66 - Innisfail-Sylvan Lake	Devin Dreeshen	UCP	16,385	71.6%
	Jason Heistad	NDP	5,700	24.9%
	Jeevan Mangat	WIPA	240	1.0%
	Brandon Pringle	SM	149	0.7%
	David Reid	TIP	276	1.2%
	Randy Thorsteinson	REF	132	0.6%
			22,882	100.0%
67 - Lac Ste. Anne-Parkland	Marilyn Burns	APA	182	0.8%
	Oneil Carlier	NDP	5,868	27.1%
	Vanessa Diehl	GPA	205	0.9%
	Shane Getson	UCP	14,923	69.0%
	Janet Jabush	AP	463	2.1%
			21,641	100.0%
68 - Lacombe-Ponoka	Myles Chykerda	AP	1,167	5.5%
	Dave Dale	NDP	4,995	23.6%
	Daniel Jefferies	WLC	444	2.1%
	Jennifer Johnson	UCP	14,324	67.6%
	Nathan Leslie	SM	74	0.3%
	Taylor Lowery	GPA	196	0.9%
			21,200	100.0%
69 - Leduc-Beaumont	Kirk Cayer	IND	292	1.2%
	Cam Heenan	NDP	10,069	40.5%
	Bill Kaufmann	SM	144	0.6%
	Brandon Luntz	UCP	14,118	56.7%
	Sharon MacLise	TIP	257	1.0%
			24,880	100.0%
70 - Lesser Slave Lake	Danielle Larivee	NDP	2,636	33.2%
	Bert (Bertrand) Seatter	SM	144	1.8%
	Scott Sinclair	UCP	5,171	65.0%
			7,951	100.0%

Number and percentage of votes received only include valid ballots cast.
Declined and Rejected ballot totals have not been included.

Electoral Division	Candidates	Political Affiliation	Valid Votes Received	Valid Votes Received %
71 - Lethbridge-East	Helen Mcmenamin	LIB	488	2.2%
	Rob Miyashiro	NDP	10,362	47.4%
	Nathan Neudorf	UCP	10,998	50.3%
			21,848	100.0%
72 - Lethbridge-West	Pat Chizek	LIB	375	1.7%
	Braham Luddu	AP	425	1.9%
	Shannon Phillips	NDP	12,082	53.9%
	Cheryl Seaborn	UCP	9,525	42.5%
			22,407	100.0%
73 - Livingstone-Macleod	Erik Abildgaard	IND	130	0.5%
	Dylin Hauser	LIB	194	0.8%
	Chelsae Petrovic	UCP	16,491	66.9%
	Kevin Todd	AP	975	4.0%
	Corrie Reed Toone	TIP	353	1.4%
	Kevin Van Tighem	NDP	6,492	26.4%
			24,635	100.0%
74 - Maskwacis-Wetaskiwin	Justin Fuss	GPA	187	1.1%
	Suzanne Jubb	SM	86	0.5%
	Marie Rittenhouse	IND	520	3.0%
	Katherine Swampy	NDP	4,801	27.9%
	Rick Wilson	UCP	11,640	67.5%
			17,234	100.0%
75 - Morinville-St. Albert	Kurt Klingbeil	GPA	230	0.9%
	Dale Nally	UCP	13,472	51.8%
	Wayne Rufiange	AP	590	2.3%
	Karen Shaw	NDP	11,728	45.1%
			26,020	100.0%
76 - Olds-Didsbury-Three Hills	Judy Bridges	SM	105	0.4%
	Nathan Cooper	UCP	18,228	75.3%
	Cheryl Hunter Loewen	NDP	4,553	18.8%
	Katherine Kowalchuk	TIP	1,140	4.7%
	Cam Tatlock	WLC	183	0.8%
			24,209	100.0%

Number and percentage of votes received only include valid ballots cast.
Declined and Rejected ballot totals have not been included.

Electoral Division	Candidates	Political Affiliation	Valid Votes Received	Valid Votes Received %
77 - Peace River	Sharon Noullett	TIP	194	1.7%
	Conrad Nunweiler	IND	290	2.6%
	Liana Paiva	NDP	2,587	22.9%
	Dan Williams	UCP	8,236	72.8%
			11,307	100.0%
78 - Red Deer-North	Vicky Bayford	TIP	281	1.5%
	Kallie Dyck	SM	183	1.0%
	Adriana LaGrange	UCP	10,629	57.5%
	Heather Morigeau	GPA	257	1.4%
	Jaelene Tweedle	NDP	7,144	38.6%
			18,494	100.0%
79 - Red Deer-South	Michelle Baer	NDP	9,976	41.5%
	Pamela Liebenberg	SM	146	0.6%
	Ashley MacDonald	GPA	274	1.1%
	Jason Stephan	UCP	13,469	56.1%
	Jesse Stretch	WLC	160	0.7%
			24,025	100.0%
80 - Rimbey-Rocky Mountain House-Sundre	Vance Buchwald	NDP	3,118	13.9%
	Tim Hoven	IND	3,393	15.1%
	Jason Nixon	UCP	15,571	69.5%
	Carol Nordlund Kinsey	APA	103	0.5%
	Fred Schwieger	IND	135	0.6%
	Tami Tatlock	WLC	96	0.4%
			22,416	100.0%
81 - Sherwood Park	Kyle Kasawski	NDP	13,108	50.3%
	Jacob Stacey	LIB	225	0.9%
	Sue Timanson	AP	1,293	5.0%
	Jordan Walker	UCP	11,447	43.9%
			26,073	100.0%
82 - Spruce Grove-Stony Plain	Daniel Birrell	GPA	422	1.7%
	Darlene Clarke	SM	223	0.9%
	Chantal Saramaga-McKenzie	NDP	10,197	40.5%
	Searle Turton	UCP	14,365	57.0%
			25,207	100.0%

Number and percentage of votes received only include valid ballots cast.
Declined and Rejected ballot totals have not been included.

Electoral Division	Candidates	Political Affiliation	Valid Votes Received	Valid Votes Received %
83 - St. Albert	Cameron Jefferies	GPA	455	1.8%
	Marie Renaud	NDP	15,021	58.5%
	Angela Wood	UCP	10,200	39.7%
			25,676	100.0%
84 - Strathcona-Sherwood Park	Jody Balanko	IND	614	2.4%
	Nate Glubish	UCP	13,865	53.1%
	Bill Tonita	NDP	11,646	44.6%
			26,125	100.0%
85 - Taber-Warner	Brent Ginther	SM	124	0.8%
	Paul Hinman	WLC	754	4.6%
	Jazminn Hintz	NDP	2,817	17.1%
	Joel Hunt	GPA	239	1.5%
	Grant Hunter	UCP	12,379	75.3%
	Frank Kast	TIP	129	0.8%
			16,442	100.0%
86 - Vermilion-Lloydminster-Wainwright	Tigra-Lee Campbell	GPA	146	0.8%
	Darrell Dunn	AP	475	2.7%
	Dawn Flaata	NDP	3,075	17.5%
	Danny Hozack	WLC	460	2.6%
	Matthew Powell	IND	351	2.0%
	Garth Rowswell	UCP	13,097	74.4%
			17,604	100.0%
87 - West Yellowhead	Fred Kreiner	NDP	5,679	28.2%
	Martin Long	UCP	14,456	71.8%
			20,135	100.0%

Number and percentage of votes received only include valid ballots cast.
Declined and Rejected ballot totals have not been included.

Appendix L: Member of Legislative Assembly Elected 2023 with Incumbent

Electoral Division	Elected Candidate		Incumbent	
	Name	Party	Name	Party
01 - Calgary-Acadia	Diana Batten	NDP	Tyler Shandro	UCP
02 - Calgary-Beddington	Amanda Chapman	NDP	Josephine Pon	UCP
03 - Calgary-Bow	Demetrios Nicolaides	UCP	Demetrios Nicolaides	UCP
04 - Calgary-Buffalo	Joe Ceci	NDP	Joe Ceci	NDP
05 - Calgary-Cross	Mickey Amery	UCP	Mickey Amery	UCP
06 - Calgary-Currie	Janet Eremenko	NDP	Nicholas Milliken	UCP
07 - Calgary-East	Peter Singh	UCP	Peter Singh	UCP
08 - Calgary-Edgemont	Julia Hayter	NDP	Prasad Panda	UCP
09 - Calgary-Elbow	Samir Kayande	NDP	Jason Kenney	UCP
10 - Calgary-Falconridge	Parmeet Singh Boparai	NDP	Devinder Toor	UCP
11 - Calgary-Fish Creek	Myles McDougall	UCP	Richard Gotfried	UCP
12 - Calgary-Foothills	Court Ellingson	NDP	Jason Luan	UCP
13 - Calgary-Glenmore	Nagwan Al-Guneid	NDP	Whitney Issik	UCP
14 - Calgary-Hays	Richard William (Ric) Mclver	UCP	Richard William (Ric) Mclver	UCP
15 - Calgary-Klein	Lizette Tejada	NDP	Jeremy Nixon	UCP
16 - Calgary-Lougheed	Eric Bouchard	UCP	Jason Kenney	UCP
17 - Calgary-Bhullar-McCall	Irfan Sabir	NDP	Irfan Sabir	NDP
18 - Calgary-Mountain View	Kathleen Ganley	NDP	Kathleen Ganley	NDP
19 - Calgary-North	Muhammad Yaseen	UCP	Muhammad Yaseen	UCP
20 - Calgary-North East	Gurinder Brar	NDP	Rajan Sawhney	UCP
21 - Calgary-North West	Rajan Sawhney	UCP	Sonya Savage	UCP
22 - Calgary-Peigan	Tanya Fir	UCP	Tanya Fir	UCP
23 - Calgary-Shaw	Rebecca Schulz	UCP	Rebecca Schulz	UCP
24 - Calgary-South East	Matt Jones	UCP	Matt Jones	UCP
25 - Calgary-Varsity	Luanne Metz	NDP	Jason Copping	UCP
26 - Calgary-West	Mike Ellis	UCP	Mike Ellis	UCP
27 - Edmonton-Beverly-Clareview	Peggy Wright	NDP	Deron Bilous	NDP
28 - Edmonton-Castle Downs	Nicole Goehring	NDP	Nicole Goehring	NDP
29 - Edmonton-City Centre	David Shepherd	NDP	David Shepherd	NDP
30 - Edmonton-Decore	Sharif Haji	NDP	Chris Nielsen	NDP
31 - Edmonton-Ellerslie	Rod Loyola	NDP	Rod Loyola	NDP
32 - Edmonton-Glenora	Sarah Hoffman	NDP	Sarah Hoffman	NDP

Electoral Division	Elected Candidate		Incumbent	
	Name	Party	Name	Party
33 - Edmonton-Gold Bar	Marlin Schmidt	NDP	Marlin Schmidt	NDP
34 - Edmonton-Highlands-Norwood	Janis Irwin	NDP	Janis Irwin	NDP
35 - Edmonton-Manning	Heather Sweet	NDP	Heather Sweet	NDP
36 - Edmonton-McClung	Lorne Dach	NDP	Lorne Dach	NDP
37 - Edmonton-Meadows	Jasvir Deol	NDP	Jasvir Deol	NDP
38 - Edmonton-Mill Woods	Christina Gray	NDP	Christina Gray	NDP
39 - Edmonton-North West	David Eggen	NDP	David Eggen	NDP
40 - Edmonton-Riverview	Lori Sigurdson	NDP	Lori Sigurdson	NDP
41 - Edmonton-Rutherford	Jodi Calahoo Stonehouse	NDP	Richard Feehan	NDP
42 - Edmonton-South	Rhiannon Hoyle	NDP	Thomas Dang	NDP
43 - Edmonton-South West	Nathan Ip	NDP	Kaycee Madu	UCP
44 - Edmonton-Strathcona	Rachel Notley	NDP	Rachel Notley	NDP
45 - Edmonton-West Henday	Brooks Arcand-Paul	NDP	Jon Carson	NDP
46 - Edmonton-Whitemud	Rakhi Pancholi	NDP	Rakhi Pancholi	NDP
47 - Airdrie-Cochrane	Peter Guthrie	UCP	Peter Guthrie	UCP
48 - Airdrie-East	Angela Pitt	UCP	Angela Pitt	UCP
49 - Athabasca-Barrhead-Westlock	Glenn Van Dijken	UCP	Glenn Van Dijken	UCP
50 - Banff-Kananaskis	Sarah Elmeligi	NDP	Miranda Rosin	UCP
51 - Bonnyville-Cold Lake-St. Paul	Scott Cyr	UCP	David Hanson	UCP
52 - Brooks-Medicine Hat	Danielle Smith	UCP	Danielle Smith	UCP
53 - Camrose	Jackie Lovely	UCP	Jackie Lovely	UCP
54 - Cardston-Siksika	Joseph Schow	UCP	Joseph Schow	UCP
55 - Central Peace-Notley	Todd Loewen	UCP	Todd Loewen	UCP
56 - Chestermere-Strathmore	Chantelle de Jonge	UCP	Leela Aheer	UCP
57 - Cypress-Medicine Hat	Justin Wright	UCP	Drew Barnes	UCP
58 - Drayton Valley-Devon	Andrew Boitchenko	UCP	Mark Smith	UCP
59 - Drumheller-Stettler	Nate Horner	UCP	Nate Horner	UCP
60 - Fort McMurray-Lac La Biche	Brian Jean	UCP	Brian Jean	UCP
61 - Fort McMurray-Wood Buffalo	Tany Yao	UCP	Tany Yao	UCP
62 - Fort Saskatchewan-Vegreville	Jackie Armstrong-Homeniuk	UCP	Jackie Armstrong-Homeniuk	UCP
63 - Grande Prairie	Nolan Dyck	UCP	Tracy Allard	UCP
64 - Grande Prairie-Wapiti	Ron Wiebe	UCP	Travis Toews	UCP
65 - Highwood	R.J. Sigurdson	UCP	R.J. Sigurdson	UCP
66 - Innisfail-Sylvan Lake	Devin Dreeshen	UCP	Devin Dreeshen	UCP
67 - Lac Ste. Anne-Parkland	Shane Getson	UCP	Shane Getson	UCP

Electoral Division	Elected Candidate		Incumbent	
	Name	Party	Name	Party
68 - Lacombe-Ponoka	Jennifer Johnson	UCP	Ron Orr	UCP
69 - Leduc-Beaumont	Brandon Lundy	UCP	Brad Rutherford	UCP
70 - Lesser Slave Lake	Scott Sinclair	UCP	Pat Rehn	UCP
71 - Lethbridge-East	Nathan Neudorf	UCP	Nathan Neudorf	UCP
72 - Lethbridge-West	Shannon Phillips	NDP	Shannon Phillips	NDP
73 - Livingstone-Macleod	Chelsae Petrovic	UCP	Roger Reid	UCP
74 - Maskwacis-Wetaskiwin	Rick Wilson	UCP	Rick Wilson	UCP
75 - Morinville-St. Albert	Dale Nally	UCP	Dale Nally	UCP
76 - Olds-Didsbury-Three Hills	Nathan Cooper	UCP	Nathan Cooper	UCP
77 - Peace River	Dan Williams	UCP	Dan Williams	UCP
78 - Red Deer-North	Adriana LaGrange	UCP	Adriana LaGrange	UCP
79 - Red Deer-South	Jason Stephan	UCP	Jason Stephan	UCP
80 - Rimbey-Rocky Mountain House-Sundre	Jason Nixon	UCP	Jason Nixon	UCP
81 - Sherwood Park	Kyle Kasawski	NDP	Jordan Walker	UCP
82 - Spruce Grove-Stony Plain	Searle Turton	UCP	Searle Turton	UCP
83 - St. Albert	Marie Renaud	NDP	Marie Renaud	NDP
84 - Strathcona-Sherwood Park	Nate Glubish	UCP	Nate Glubish	UCP
85 - Taber-Warner	Grant Hunter	UCP	Grant Hunter	UCP
86 - Vermilion-Lloydminster-Wainwright	Garth Rowsell	UCP	Garth Rowsell	UCP
87 - West Yellowhead	Martin Long	UCP	Martin Long	UCP

Appendix M: Electoral Summary 1905–2023

Legislative Assembly	Year	Election Date	Number of Electoral Divisions	Number of Members Elected	Distribution of Seats by Political Affiliation
31	2023	Monday, May 29	87	87	UCP 49 NDP 38
30	2019	Tuesday, April 16	87	87	UCP 63 NDP 24
29	2015	Tuesday, May 5	87	87	NDP 54 WRP 21 PC 10 AP 1 LIB 1
28	2012	Monday, April 23	87	87	PC 61 WAP 17 LIB 5 NDP 4
27	2008	Monday, March 3	83	83	PC 72 LIB 9 NDP 2
26	2004	Monday, November 22	83	83	PC 62 LIB 16 NDP 4 AA 1
25	2001	Monday, March 12	83	83	PC 74 LIB 7 NDP 2
24	1997	Tuesday, March 11	83	83	PC 63 LIB 18 NDP 2
23	1993	Tuesday, June 15	83	83	PC 51 LIB 32
22	1989	Monday, March 20	83	83	PC 59 NDP 16 LIB 8
21	1986	Thursday, May 8	83	83	PC 61 NDP 16 LIB 4 RPA 2
20	1982	Tuesday, November 2	79	79	PC 75 NDP 2 Independent 2
19	1979	Wednesday, March 14	79	79	PC 74 SC 4 NDP 1
18	1975	Wednesday, March 26	75	75	PC 69 SC 4 NDP 1 Independent 1

Legislative Assembly	Year	Election Date	Number of Electoral Divisions	Number of Members Elected	Distribution of Seats by Political Affiliation
17	1971	Monday, August 30	75	75	PC 49 SC 25 NDP 1
16	1967	Tuesday, May 23	65	65	SC 55 PC 6 Liberal 3 Independent 1
15	1963	Monday, June 17	63	63	SC 60 Liberal 2 Coalition 1
14	1959	Thursday, June 18	65	65	SC 61 Liberal 1 PC 1 Independent SC 1 Coalition 1
13	1955	Wednesday, June 29	50	61 – Edmonton had 7 members & Calgary had 6 members	SC 37 Liberal 15 Conservative 3 CCF 2 Liberal Conservative 1 Independent SC 1 Independent 1 Coalition 1
12	1952	Tuesday, August 5	50	60 – Edmonton & Calgary had 6 members each	SC 53 Liberal 3 Independent SC 1 CCF 1 Conservative 1 PC 1
11	1948	Tuesday, August 17	49	57 – Edmonton & Calgary had 5 members each	SC 51 Liberal 2 CCF 2 Independent SC 1 Independent 1
10	1944	Tuesday, August 8	49	57 – Edmonton & Calgary had 5 members each	SC 51 Independent 3 CCF 2 Veterans Party 1
9	1940	Thursday, March 21	49	57 – Edmonton & Calgary had 5 members each	SC 36 Independent 19 Liberal 1 Labour 1
8	1935	Thursday, August 22	53	63 – Edmonton & Calgary had 6 members each	SC 56 Liberal 5 Conservative 2
7	1930	Thursday, June 19	53	63 – Edmonton & Calgary had 6 members each	United Farmers 39 Liberal 11 Conservative 6 Labour 4 Independent 3

Legislative Assembly	Year	Election Date	Number of Electoral Divisions	Number of Members Elected	Distribution of Seats by Political Affiliation
6	1926	Monday, June 28	52	61 – Edmonton & Calgary each had 5 members & Medicine Hat had 2	United Farmers 43 Liberal 7 Labour 5 Conservative 5 Independent Labour 1
5	1921	Monday, July 18	52	61 – Edmonton & Calgary each had 5 members & Medicine Hat had 2	United Farmers 38 Liberal 15 Labour 4 Independent 4
4	1917	Thursday, June 7	56	58 – 2 military elected at large	Liberal 34 Conservative 19 Independent 2 Labour 1
3	1913	Thursday, April 17	55	56 – Edmonton had 2 members	Liberal 39 Conservative 17
2	1909	Monday, March 22	39	41 – Calgary & Edmonton had 2 members each	Liberal 36 Conservative 2 Socialist 1 Independent Liberal 1 Independent 1
1	1905	Thursday, November 9	25	25	Liberal 22 Conservative 3

Party Abbreviations

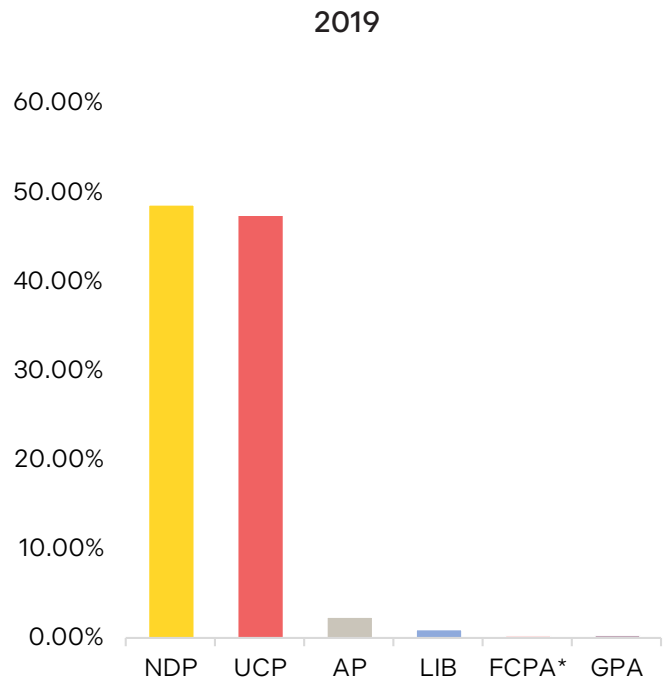
AA	Alberta Alliance Party
AP	Alberta Party
CCF	Cooperative Commonwealth Federation
LIB	Alberta Liberal Party
NDP	New Democratic Party
PC	Progressive Conservative
RPA	Representative Party of Alberta
SC	Social Credit
UCP	United Conservative Party
WAP	Wildrose Alliance Party
WRP	Wildrose Party

Appendix N: 2023 Party Campaign Contributions

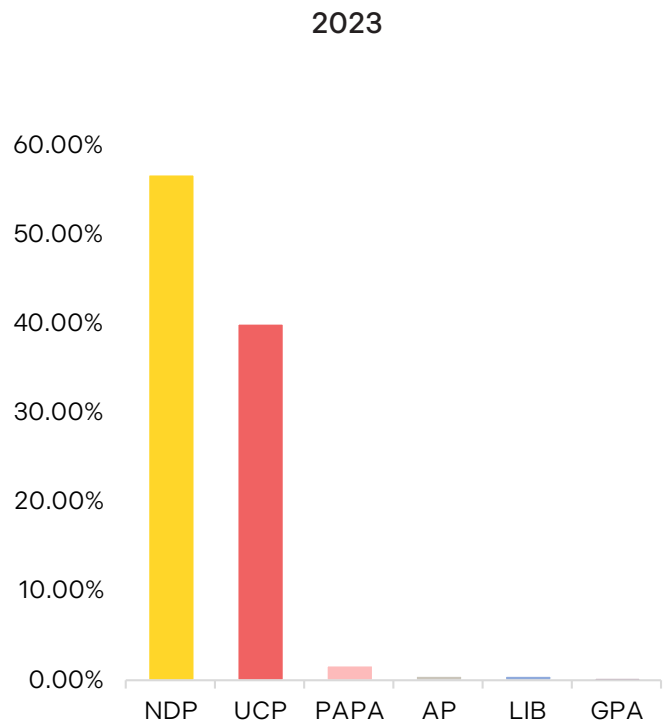
Political Party	Contributions			Count	Average
	Up to \$250	Over \$250	Total		
Advantage Party of Alberta	\$ -	\$ -	\$ -	0	\$ -
Alberta Liberal Party	\$ 12,275	\$ 10,155	\$ 22,430	193	\$ 116
Alberta New Democratic Party	\$ 1,183,875	\$ 1,565,325	\$ 2,749,199	18,028	\$ 152
Alberta Party	\$ 14,019	\$ 14,664	\$ 28,683	199	\$ 144
Communist Party- Alberta	\$ -	\$ -	\$ -	0	\$ -
Green Party of Alberta	\$ 5,060	\$ 7,002	\$ 12,062	90	\$ 134
Pro-Life Alberta Political Association	\$ 46,494	\$ 34,708	\$ 81,202	571	\$ 142
Reform Party of Alberta	\$ -	\$ -	\$ -	0	\$ -
Solidarity Movement of Alberta	\$ 653	\$ -	\$ 653	8	\$ 82
The Buffalo Party of Alberta	\$ -	\$ -	\$ -	0	\$ -
The Independence Party of Alberta	\$ 584	\$ -	\$ 584	7	\$ 83
United Conservative Party of Alberta	\$ 820,956	\$ 1,120,002	\$ 1,940,957	10,590	\$ 183
Wildrose Independence Party of Alberta	\$ 860	\$ -	\$ 860	11	\$ 78
Wildrose Loyalty Coalition	\$ 260	\$ 1,221	\$ 1,482	4	\$ 370
Total	\$ 2,085,036	\$ 2,753,077	\$ 4,838,113	29,701	

Appendix O: Party Campaign Contributions 2019 vs 2023

2019	\$	%
NDP	3,671,017	48.71
UCP	3,579,157	47.49
AP	178,786	2.37
LIB	77,740	1.03
FCPA*	13,872	0.18
GPA	12,403	0.16
AAP**	4,135	0.05
AIP***	-	0.00
PAPA	-	0.00
CP-A	-	0.00
PC	-	0.00
REF	-	0.00
WRP	-	0.00
Total	\$7,537,108	



2023	\$	%
NDP	2,749,199	56.82
UCP	1,940,957	40.12
PAPA	81,202	1.68
AP	28,683	0.59
LIB	22,430	0.46
GPA	12,062	0.25
WLC	1,482	0.03
WIPA*	860	0.02
SM	653	0.01
TIP***	584	0.01
APA**	-	0.00
CP-A	-	0.00
REF	-	0.00
BPA	-	0.00
Total	\$4,838,113	



*FCPA in 2019 = WIPA in 2023

**AAP in 2019 = APA in 2023

***AIP in 2019 = TIP in 2023

Appendix P: Nomination Contestant Campaign Finances by Electoral Division

Contestants are listed by electoral division then alphabetically by political party affiliation and last name. A contestant may appear more than once if the contestant registered for a different contest and/or different party affiliation over time. Selected contestants are in **bold**. Amounts reflect adjustments from audits completed as of March 31, 2024 and are rounded to the nearest dollar.

Electoral Division	Revenue		Expenses			Surplus (Deficit)
	Contributions	Other Revenue	Election Expenses	Other Expenses	Transfers issued	
01 - Calgary-Acadia	\$ 2,403	\$ 1,000	\$ 1,403	\$ 2,000	\$ -	\$ -
GPA Paul Bechthold	\$ -	\$ -	\$ -	\$ -	\$ -	\$ -
NDP Diana Batten	\$ 273	\$ -	\$ 273	\$ -	\$ -	\$ -
UCP Tyler Shandro	\$ 2,130	\$ 1,000	\$ 1,130	\$ 2,000	\$ -	\$ -
02 - Calgary-Beddington	\$ 2,725	\$ 2,000	\$ 2,721	\$ 2,000	\$ 4	\$ -
AP Wayne Jackson	\$ -	\$ -	\$ -	\$ -	\$ -	\$ -
LIB Zarnab Zafar	\$ -	\$ -	\$ -	\$ -	\$ -	\$ -
NDP Amanda Chapman	\$ -	\$ -	\$ -	\$ -	\$ -	\$ -
NDP Jason Curry	\$ 2,725	\$ -	\$ 2,721	\$ -	\$ 4	\$ -
UCP Josephine Pon	\$ -	\$ 2,000	\$ -	\$ 2,000	\$ -	\$ -
03 - Calgary-Bow	\$ 40	\$ 2,000	\$ 10	\$ 2,000	\$ 30	\$ -
AP Paul Godard	\$ -	\$ -	\$ -	\$ -	\$ -	\$ -
NDP Druh Farrell	\$ 40	\$ -	\$ 10	\$ -	\$ 30	\$ -
UCP Demetrios Nicolaides	\$ -	\$ 2,000	\$ -	\$ 2,000	\$ -	\$ -
04 - Calgary-Buffero	\$ 41	\$ 500	\$ 41	\$ 500	\$ -	\$ -
GPA Heather Morigeau*	\$ -	\$ -	\$ -	\$ -	\$ -	\$ -
GPA Jonathan Parks	\$ -	\$ -	\$ -	\$ -	\$ -	\$ -
NDP Joe Ceci	\$ -	\$ -	\$ -	\$ -	\$ -	\$ -
UCP Astrid Kuhn	\$ 41	\$ 500	\$ 41	\$ 500	\$ -	\$ -
05 - Calgary-Cross	\$ 1,190	\$ 2,000	\$ 690	\$ 2,500	\$ -	\$ -
GPA Aman Sandhu	\$ -	\$ -	\$ -	\$ -	\$ -	\$ -
NDP Denis Ram	\$ 1,190	\$ -	\$ 690	\$ 500	\$ -	\$ -
NDP Gurinder Singh Gill	\$ -	\$ -	\$ -	\$ -	\$ -	\$ -
UCP Mickey Amery	\$ -	\$ 2,000	\$ -	\$ 2,000	\$ -	\$ -

* *withdrew*

** *unendorsed*

*** *cancelled contest*

Electoral Division	Revenue		Expenses			Surplus (Deficit)
	Contributions	Other Revenue	Election Expenses	Other Expenses	Transfers issued	
06 - Calgary-Currie	\$ 2,390	\$ 2,000	\$ 2,390	\$ 2,000	\$ -	\$ -
AP Jason Avramenko	\$ -	\$ -	\$ -	\$ -	\$ -	\$ -
GPA Jonathan Parks*	\$ -	\$ -	\$ -	\$ -	\$ -	\$ -
GPA Lane Robson	\$ -	\$ -	\$ -	\$ -	\$ -	\$ -
LIB Leila Keith	\$ -	\$ -	\$ -	\$ -	\$ -	\$ -
NDP Janet Eremenko	\$ 1,019	\$ -	\$ 1,019	\$ -	\$ -	\$ -
NDP Brian Malkinson	\$ 1,371	\$ -	\$ 1,371	\$ -	\$ -	\$ -
UCP Nicholas Milliken	\$ -	\$ 2,000	\$ -	\$ 2,000	\$ -	\$ -
07 - Calgary-East	\$ 1,535	\$ 2,000	\$ 1,535	\$ 2,000	\$ -	\$ -
CP-A Jonathan Troutman	\$ -	\$ -	\$ -	\$ -	\$ -	\$ -
GPA Jayden Baldonado	\$ -	\$ -	\$ -	\$ -	\$ -	\$ -
NDP Alison Karim-McSwiney*	\$ 411	\$ -	\$ 411	\$ -	\$ -	\$ -
NDP Rosman Valencia	\$ 1,123	\$ -	\$ 1,123	\$ -	\$ -	\$ -
UCP Peter Singh	\$ -	\$ 2,000	\$ -	\$ 2,000	\$ -	\$ -
08 - Calgary-Edgemont	\$ 10,992	\$ 1,001	\$ 597	\$ 2,173	\$ 9,224	\$ -
AP Allen Schultz	\$ -	\$ -	\$ -	\$ -	\$ -	\$ -
GPA Brandy Kinkead*	\$ -	\$ -	\$ -	\$ -	\$ -	\$ -
NDP Julia Hayter	\$ 9,492	\$ 1	\$ 310	\$ -	\$ 9,183	\$ -
UCP Prasad Panda	\$ 1,500	\$ 1,000	\$ 286	\$ 2,173	\$ 41	\$ -
09 - Calgary-Elbow	\$ 36,122	\$ 3,000	\$ 18,695	\$ 4,000	\$ 16,341	\$ 86
AP Kerry Cundal	\$ -	\$ -	\$ -	\$ -	\$ -	\$ -
NDP Samir Kayande	\$ 17,530	\$ -	\$ 1,189	\$ -	\$ 16,341	\$ -
TIP Artur Pawlowski	\$ -	\$ -	\$ -	\$ -	\$ -	\$ -
UCP Christopher Davis	\$ 9,000	\$ -	\$ 8,914	\$ -	\$ -	\$ 86
UCP Andrea James	\$ 1,009	\$ 2,000	\$ 1,009	\$ 2,000	\$ -	\$ -
UCP Cornelia Wiebe	\$ 8,583	\$ 1,000	\$ 7,583	\$ 2,000	\$ -	\$ -
10 - Calgary-Falconridge	\$ -	\$ 2,000	\$ -	\$ 2,000	\$ -	\$ -
GPA Ahmed Hassan	\$ -	\$ -	\$ -	\$ -	\$ -	\$ -
NDP Parmeet Singh Boparai	\$ -	\$ -	\$ -	\$ -	\$ -	\$ -
UCP Devinder Toor	\$ -	\$ 2,000	\$ -	\$ 2,000	\$ -	\$ -

* withdrew ** unendorsed *** cancelled contest

Electoral Division	Revenue		Expenses			Surplus (Deficit)
	Contributions	Other Revenue	Election Expenses	Other Expenses	Transfers issued	
11 - Calgary-Fish Creek	\$ 22,403	\$ 2,252	\$ 22,454	\$ 2,200	\$ -	\$ -
LIB Charlie Heater	\$ -	\$ -	\$ -	\$ -	\$ -	\$ -
NDP Rebecca Bounsall	\$ -	\$ -	\$ -	\$ -	\$ -	\$ -
UCP Dave Guenter	\$ 7,620	\$ -	\$ 7,549	\$ 70	\$ -	\$ -
UCP Myles McDougall	\$ 12,857	\$ -	\$ 12,727	\$ 130	\$ -	\$ -
UCP Christina Steed	\$ 1,926	\$ 2,252	\$ 2,178	\$ 2,000	\$ -	\$ -
12 - Calgary-Foothills	\$ 5,994	\$ 0	\$ -	\$ 5,491	\$ -	\$ 504
NDP Courtenay Ellingson	\$ 3,994	\$ 0	\$ -	\$ 3,491	\$ -	\$ 504
NDP Usman Sadiq*	\$ -	\$ -	\$ -	\$ -	\$ -	\$ -
UCP Jason Luan	\$ 2,000	\$ -	\$ -	\$ 2,000	\$ -	\$ -
13 - Calgary-Glenmore	\$ 9,413	\$ 2,001	\$ 9,414	\$ 2,000	\$ -	\$ -
GPA Steven Maffioli	\$ -	\$ -	\$ -	\$ -	\$ -	\$ -
NDP Nagwan Al-Guneid	\$ 2,183	\$ 1	\$ 2,184	\$ -	\$ -	\$ -
NDP Jennifer Burgess	\$ 7,230	\$ -	\$ 7,230	\$ -	\$ -	\$ -
TIP Michael Andrusco	\$ -	\$ -	\$ -	\$ -	\$ -	\$ -
UCP Whitney Issik	\$ -	\$ 2,000	\$ -	\$ 2,000	\$ -	\$ -
14 - Calgary-Hays	\$ 3,350	\$ 1,000	\$ 757	\$ 2,000	\$ -	\$ 1,593
GPA Evelyn Tanaka	\$ -	\$ -	\$ -	\$ -	\$ -	\$ -
NDP Andrew Stewart	\$ 2,350	\$ -	\$ 757	\$ -	\$ -	\$ 1,593
UCP Ric McIver	\$ 1,000	\$ 1,000	\$ -	\$ 2,000	\$ -	\$ -
15 - Calgary-Klein	\$ 10,898	\$ 1,443	\$ 8,255	\$ 2,000	\$ -	\$ 2,085
GPA Kenneth Drysdale	\$ -	\$ -	\$ -	\$ -	\$ -	\$ -
NDP Brady Adkins	\$ -	\$ 418	\$ 418	\$ -	\$ -	\$ -
NDP Heather Eddy	\$ 405	\$ -	\$ 405	\$ -	\$ -	\$ -
NDP Angela McIntyre	\$ -	\$ -	\$ -	\$ -	\$ -	\$ -
NDP Mattie McMillan	\$ 1,470	\$ 25	\$ 1,495	\$ -	\$ -	\$ -
NDP Marilyn North Peigan**	\$ 5,155	\$ -	\$ 5,155	\$ -	\$ -	\$ -
NDP Laurie Oneil	\$ -	\$ -	\$ -	\$ -	\$ -	\$ -
NDP Lizette Tejada	\$ 767	\$ -	\$ 767	\$ -	\$ -	\$ -
UCP Jeremy Nixon	\$ 3,100	\$ 1,000	\$ 15	\$ 2,000	\$ -	\$ 2,085

* withdrew ** unendorsed *** cancelled contest

Electoral Division	Revenue		Expenses			Surplus (Deficit)
	Contributions	Other Revenue	Election Expenses	Other Expenses	Transfers issued	
16 - Calgary-Lougheed	\$ 38,118	\$ 21,180	\$ 42,921	\$ 6,290	\$ 9,214	\$ 873
LIB John Roggeveen	\$ -	\$ -	\$ -	\$ -	\$ -	\$ -
NDP Venkat Akkiraj	\$ 148	\$ -	\$ 148	\$ -	\$ -	\$ -
NDP Kim Wagner	\$ -	\$ -	\$ -	\$ -	\$ -	\$ -
TIP Nathaniel Pawlowski***	\$ -	\$ -	\$ -	\$ -	\$ -	\$ -
UCP Eric Bouchard	\$ -	\$ 10,215	\$ 840	\$ 290	\$ 8,500	\$ 585
UCP Sherrisa Celis	\$ 4,490	\$ 7,946	\$ 10,165	\$ 2,000	\$ -	\$ 271
UCP Max Degroat	\$ 11,550	\$ 1,000	\$ 9,836	\$ 2,000	\$ 714	\$ -
UCP Mark Fiselier	\$ 9,900	\$ 2,019	\$ 9,902	\$ 2,000	\$ -	\$ 17
UCP Michelle Mather	\$ 12,030	\$ -	\$ 12,030	\$ -	\$ -	\$ -
17 - Calgary-Bhullar-McCall	\$ 10,779	\$ 10,008	\$ 16,648	\$ 4,000	\$ -	\$ 138
NDP Irfan Sabir	\$ -	\$ -	\$ -	\$ -	\$ -	\$ -
UCP Amanpreet Singh Gill	\$ 10,779	\$ -	\$ 8,640	\$ 2,000	\$ -	\$ 138
UCP Sonya Virk	\$ -	\$ 10,008	\$ 8,008	\$ 2,000	\$ -	\$ -
18 - Calgary-Mountain View	\$ -	\$ 2,000	\$ -	\$ 2,000	\$ -	\$ -
LIB Frances Woytkiw	\$ -	\$ -	\$ -	\$ -	\$ -	\$ -
NDP Kathleen Ganley	\$ -	\$ -	\$ -	\$ -	\$ -	\$ -
PAPA Lucas Hernandez	\$ -	\$ -	\$ -	\$ -	\$ -	\$ -
UCP Pamela Rath	\$ -	\$ 2,000	\$ -	\$ 2,000	\$ -	\$ -
19 - Calgary-North	\$ 735	\$ 2,000	\$ 735	\$ 2,000	\$ -	\$ -
NDP Rajesh Angral	\$ 105	\$ -	\$ 105	\$ -	\$ -	\$ -
NDP Hassan Bokhari	\$ 630	\$ -	\$ 630	\$ -	\$ -	\$ -
NDP Moses Mariam	\$ -	\$ -	\$ -	\$ -	\$ -	\$ -
UCP Muhammad Yaseen	\$ -	\$ 2,000	\$ -	\$ 2,000	\$ -	\$ -
20 - Calgary-North East	\$ 9,817	\$ 6,100	\$ 8,696	\$ 7,117	\$ -	\$ 104
LIB Prince Mugisha	\$ -	\$ -	\$ -	\$ -	\$ -	\$ -
NDP Gurinder Brar	\$ -	\$ -	\$ -	\$ -	\$ -	\$ -
UCP Inderjit Singh Grewal	\$ 6,700	\$ 4,100	\$ 8,696	\$ 2,000	\$ -	\$ 104
UCP Harjit Singh Saroya	\$ 3,117	\$ -	\$ -	\$ 3,117	\$ -	\$ -
UCP Ramandeep Kaur Sohi*	\$ -	\$ 2,000	\$ -	\$ 2,000	\$ -	\$ -

* withdrew ** unendorsed *** cancelled contest

Electoral Division	Revenue		Expenses			Surplus (Deficit)
	Contributions	Other Revenue	Election Expenses	Other Expenses	Transfers issued	
21 - Calgary-North West	\$ 3,775	\$ 2,500	\$ 3,775	\$ 2,500	\$ -	\$ -
AP Jennifer Yermiy	\$ -	\$ 500	\$ -	\$ 500	\$ -	\$ -
NDP Michael Lisboa-Smith	\$ 1,681	\$ -	\$ 1,681	\$ -	\$ -	\$ -
NDP Lesley MacKinnon	\$ 2,019	\$ -	\$ 2,019	\$ -	\$ -	\$ -
NDP Shiraz Mir	\$ 76	\$ -	\$ 76	\$ -	\$ -	\$ -
UCP Sonya Savage*	\$ -	\$ 2,000	\$ -	\$ 2,000	\$ -	\$ -
UCP Rajan Sawhney	\$ -	\$ -	\$ -	\$ -	\$ -	\$ -
22 - Calgary-Peigan	\$ 251	\$ 2,000	\$ 251	\$ 2,000	\$ -	\$ -
GPA Shaun Pulsifer	\$ -	\$ -	\$ -	\$ -	\$ -	\$ -
NDP Denis Ram	\$ 251	\$ -	\$ 251	\$ -	\$ -	\$ -
UCP Tanya Fir	\$ -	\$ 2,000	\$ -	\$ 2,000	\$ -	\$ -
23 - Calgary-Shaw	\$ 229	\$ 2,000	\$ 229	\$ 2,000	\$ -	\$ -
NDP David Cloutier	\$ -	\$ -	\$ -	\$ -	\$ -	\$ -
UCP Rebecca Schulz	\$ 229	\$ 2,000	\$ 229	\$ 2,000	\$ -	\$ -
24 - Calgary-South East	\$ 3,100	\$ 2,000	\$ 510	\$ 2,000	\$ 2,590	\$ -
GPA Catriona Wright	\$ -	\$ -	\$ -	\$ -	\$ -	\$ -
NDP Justin Huseby	\$ -	\$ -	\$ -	\$ -	\$ -	\$ -
UCP Matthew Jones	\$ 3,100	\$ 2,000	\$ 510	\$ 2,000	\$ 2,590	\$ -
25 - Calgary-Varsity	\$ -	\$ 2,500	\$ -	\$ 2,500	\$ -	\$ -
AP Angela Grace*	\$ -	\$ 500	\$ -	\$ 500	\$ -	\$ -
NDP Luanne Metz	\$ -	\$ -	\$ -	\$ -	\$ -	\$ -
UCP Jason Copping	\$ -	\$ 2,000	\$ -	\$ 2,000	\$ -	\$ -
26 - Calgary-West	\$ -	\$ -	\$ -	\$ -	\$ -	\$ -
GPA Jason McKee	\$ -	\$ -	\$ -	\$ -	\$ -	\$ -
NDP Joan Chand'oiseau	\$ -	\$ -	\$ -	\$ -	\$ -	\$ -
UCP Michael Ellis	\$ -	\$ -	\$ -	\$ -	\$ -	\$ -
27 - Edmonton-Beverly Clareview	\$ 1,314	\$ 8,489	\$ 3,560	\$ 6,000	\$ 243	\$ -
GPA Michael C.W. Hunter	\$ -	\$ -	\$ -	\$ -	\$ -	\$ -
NDP Michelle Draper	\$ -	\$ 1,036	\$ 1,036	\$ -	\$ -	\$ -
NDP Peggy Wright	\$ 850	\$ 0	\$ 608	\$ -	\$ 243	\$ -
UCP Felix Amenaghawon	\$ -	\$ 3,336	\$ 1,336	\$ 2,000	\$ -	\$ -
UCP Lana Palmer	\$ 350	\$ 2,117	\$ 467	\$ 2,000	\$ -	\$ -
UCP Luke Suvanto	\$ 114	\$ 2,000	\$ 114	\$ 2,000	\$ -	\$ -

* *withdrew* ** *unendorsed* *** *cancelled contest*

Electoral Division	Revenue		Expenses			Surplus (Deficit)
	Contributions	Other Revenue	Election Expenses	Other Expenses	Transfers issued	
28 - Edmonton-Castle Downs	\$ -	\$ 92	\$ 92	\$ -	\$ -	\$ -
AP Patrick Stewart	\$ -	\$ -	\$ -	\$ -	\$ -	\$ -
NDP Nurmaiya Brady	\$ -	\$ -	\$ -	\$ -	\$ -	\$ -
NDP Nicole Goehring	\$ -	\$ -	\$ -	\$ -	\$ -	\$ -
UCP Jon Dziadyk	\$ -	\$ 92	\$ 92	\$ -	\$ -	\$ -
29 - Edmonton-City Centre	\$ -	\$ -	\$ -	\$ -	\$ -	\$ -
GPA Zak Abdi*	\$ -	\$ -	\$ -	\$ -	\$ -	\$ -
GPA David Clark	\$ -	\$ -	\$ -	\$ -	\$ -	\$ -
NDP David Shepherd	\$ -	\$ -	\$ -	\$ -	\$ -	\$ -
UCP Richard Wong	\$ -	\$ -	\$ -	\$ -	\$ -	\$ -
30 - Edmonton-Decore	\$ 21,600	\$ 2,032	\$ 11,208	\$ 2,035	\$ 477	\$ 9,912
AP Brent Tyson	\$ -	\$ -	\$ -	\$ -	\$ -	\$ -
LIB Don Slater	\$ -	\$ -	\$ -	\$ -	\$ -	\$ -
NDP Sharif Haji	\$ 1,920	\$ -	\$ 1,920	\$ -	\$ -	\$ -
NDP Christian Nielsen	\$ 1,435	\$ 32	\$ 959	\$ 31	\$ 477	\$ -
UCP Sayid Ahmed	\$ 18,245	\$ 2,000	\$ 8,329	\$ 2,004	\$ -	\$ 9,912
31 - Edmonton-Ellerslie	\$ 6,643	\$ 2,000	\$ 6,643	\$ 2,000	\$ -	\$ -
GPA Chan Song***	\$ -	\$ -	\$ -	\$ -	\$ -	\$ -
NDP Rodrigo Loyola	\$ -	\$ -	\$ -	\$ -	\$ -	\$ -
NDP Judi Malone	\$ 4,943	\$ -	\$ 4,943	\$ -	\$ -	\$ -
NDP Manpreet Singh Tiwana	\$ 1,700	\$ -	\$ 1,700	\$ -	\$ -	\$ -
UCP Ranjit Bath	\$ -	\$ 2,000	\$ -	\$ 2,000	\$ -	\$ -
32 - Edmonton-Glenora	\$ -	\$ -	\$ -	\$ -	\$ -	\$ -
GPA Julian Schulz	\$ -	\$ -	\$ -	\$ -	\$ -	\$ -
NDP Sarah Hoffman	\$ -	\$ -	\$ -	\$ -	\$ -	\$ -
UCP Melissa Crane	\$ -	\$ -	\$ -	\$ -	\$ -	\$ -
33 - Edmonton-Gold Bar	\$ -	\$ -	\$ -	\$ -	\$ -	\$ -
GPA Ernestina Malheiro	\$ -	\$ -	\$ -	\$ -	\$ -	\$ -
NDP Marlin Schmidt	\$ -	\$ -	\$ -	\$ -	\$ -	\$ -
UCP Miles Berry	\$ -	\$ -	\$ -	\$ -	\$ -	\$ -
34 - Edmonton-Highlands Norwood	\$ -	\$ -	\$ -	\$ -	\$ -	\$ -
CP-A Naomi Rankin	\$ -	\$ -	\$ -	\$ -	\$ -	\$ -
GPA Kristine Kowalchuk	\$ -	\$ -	\$ -	\$ -	\$ -	\$ -
NDP Janis Irwin	\$ -	\$ -	\$ -	\$ -	\$ -	\$ -
UCP Nicholas Kalynchuk	\$ -	\$ -	\$ -	\$ -	\$ -	\$ -

* withdrew ** unendorsed *** cancelled contest

Electoral Division	Revenue		Expenses			Surplus (Deficit)
	Contributions	Other Revenue	Election Expenses	Other Expenses	Transfers issued	
35 - Edmonton-Manning	\$ 261	\$ 4,000	\$ 261	\$ 4,000	\$ -	\$ -
GPA Derek Thompson	\$ -	\$ -	\$ -	\$ -	\$ -	\$ -
LIB Jean Kijuli	\$ -	\$ -	\$ -	\$ -	\$ -	\$ -
NDP Heather Sweet	\$ -	\$ -	\$ -	\$ -	\$ -	\$ -
UCP Alberto Mazzocca	\$ -	\$ 2,000	\$ -	\$ 2,000	\$ -	\$ -
UCP Jaspreet Singh Saggu	\$ 261	\$ 2,000	\$ 261	\$ 2,000	\$ -	\$ -
36 - Edmonton-McClung	\$ 1,599	\$ -	\$ 599	\$ 1,000	\$ -	\$ -
GPA Terrence Syvenky	\$ -	\$ -	\$ -	\$ -	\$ -	\$ -
NDP Lorne Dach	\$ -	\$ -	\$ -	\$ -	\$ -	\$ -
UCP Daniel Heikkinen	\$ -	\$ -	\$ -	\$ -	\$ -	\$ -
UCP Terence Vankka	\$ 1,599	\$ -	\$ 599	\$ 1,000	\$ -	\$ -
37 - Edmonton-Meadows	\$ 5,001	\$ 2,000	\$ 5,001	\$ 2,000	\$ -	\$ -
CP-A Corinne Benson	\$ -	\$ -	\$ -	\$ -	\$ -	\$ -
GPA Christopher Khan	\$ -	\$ -	\$ -	\$ -	\$ -	\$ -
NDP Jasvir Deol	\$ -	\$ -	\$ -	\$ -	\$ -	\$ -
UCP Amritpal Singh Matharu	\$ -	\$ 2,000	\$ -	\$ 2,000	\$ -	\$ -
UCP Kanwarjit Singh Sandhu	\$ 5,001	\$ -	\$ 5,001	\$ -	\$ -	\$ -
38 - Edmonton-Mill Woods	\$ -	\$ 2,000	\$ -	\$ 2,000	\$ -	\$ -
GPA Chitra Bakshi*	\$ -	\$ -	\$ -	\$ -	\$ -	\$ -
LIB Abdikarim Bakal	\$ -	\$ -	\$ -	\$ -	\$ -	\$ -
NDP Christina Gray	\$ -	\$ -	\$ -	\$ -	\$ -	\$ -
UCP Ramandeep Athwal	\$ -	\$ 2,000	\$ -	\$ 2,000	\$ -	\$ -
39 - Edmonton-North West	\$ -	\$ 2,000	\$ -	\$ 2,000	\$ -	\$ -
GPA Tyler Beaulac	\$ -	\$ -	\$ -	\$ -	\$ -	\$ -
NDP David Eggen	\$ -	\$ -	\$ -	\$ -	\$ -	\$ -
UCP Ali Haymour	\$ -	\$ 2,000	\$ -	\$ 2,000	\$ -	\$ -
40 - Edmonton-Riverview	\$ 673	\$ 500	\$ 173	\$ 1,000	\$ -	\$ -
GPA Robin George	\$ -	\$ -	\$ -	\$ -	\$ -	\$ -
LIB Eric Champagne	\$ -	\$ -	\$ -	\$ -	\$ -	\$ -
NDP Lori Sigurdson	\$ -	\$ -	\$ -	\$ -	\$ -	\$ -
UCP Terence Vankka	\$ 673	\$ 500	\$ 173	\$ 1,000	\$ -	\$ -

* *withdrew* ** *unendorsed* *** *cancelled contest*

Electoral Division		Revenue		Expenses			Surplus (Deficit)
		Contributions	Other Revenue	Election Expenses	Other Expenses	Transfers issued	
41 - Edmonton-Rutherford		\$ -	\$ 2,045	\$ 45	\$ 2,000	\$ -	\$ -
GPA	Jordan Wilkie	\$ -	\$ -	\$ -	\$ -	\$ -	\$ -
NDP	Jodi Calahoo Stonehouse	\$ -	\$ 45	\$ 45	\$ -	\$ -	\$ -
UCP	Laine Larson	\$ -	\$ 2,000	\$ -	\$ 2,000	\$ -	\$ -
42 - Edmonton-South		\$ 8,315	\$ 2,000	\$ 5,315	\$ 5,000	\$ -	\$ -
GPA	Chryssy Beckmann	\$ -	\$ -	\$ -	\$ -	\$ -	\$ -
NDP	Nasim Boroumand	\$ -	\$ -	\$ -	\$ -	\$ -	\$ -
NDP	Rhiannon Hoyle	\$ 973	\$ -	\$ 973	\$ -	\$ -	\$ -
UCP	Joseph Angeles	\$ -	\$ 1,000	\$ -	\$ 1,000	\$ -	\$ -
UCP	Olatunde Obasan*	\$ 4,038	\$ -	\$ 2,038	\$ 2,000	\$ -	\$ -
UCP	Karen Stix	\$ 3,305	\$ 1,000	\$ 2,305	\$ 2,000	\$ -	\$ -
43 - Edmonton-South West		\$ 22,650	\$ 3,090	\$ 21,575	\$ 4,090	\$ 75	\$ -
GPA	Jeff Cullihall	\$ -	\$ -	\$ -	\$ -	\$ -	\$ -
NDP	Ben Acquaye	\$ 1,625	\$ 90	\$ 1,550	\$ 90	\$ 75	\$ -
NDP	Chand Gul	\$ 4,110	\$ -	\$ 4,110	\$ -	\$ -	\$ -
NDP	Nathan Ip	\$ 2,238	\$ -	\$ 2,238	\$ -	\$ -	\$ -
NDP	Mohammad Ali Masood Kamal	\$ 4,407	\$ -	\$ 4,407	\$ -	\$ -	\$ -
UCP	Veaceslav Cravcenco	\$ 3,991	\$ 1,000	\$ 2,991	\$ 2,000	\$ -	\$ -
UCP	Kaycee Madu	\$ 6,279	\$ 2,000	\$ 6,279	\$ 2,000	\$ -	\$ -
44 - Edmonton-Strathcona		\$ -	\$ 2,000	\$ -	\$ 2,000	\$ -	\$ -
BPA	Andrew Jacobson	\$ -	\$ -	\$ -	\$ -	\$ -	\$ -
GPA	Robert Gooding- Townsend	\$ -	\$ -	\$ -	\$ -	\$ -	\$ -
NDP	Rachel Notley	\$ -	\$ -	\$ -	\$ -	\$ -	\$ -
UCP	Emad El-Zein	\$ -	\$ 2,000	\$ -	\$ 2,000	\$ -	\$ -
45 - Edmonton-West Henday		\$ 9,887	\$ -	\$ 7,768	\$ 2,000	\$ 119	\$ -
GPA	Kristina Howard	\$ -	\$ -	\$ -	\$ -	\$ -	\$ -
LIB	Dan Bildhauer	\$ -	\$ -	\$ -	\$ -	\$ -	\$ -
NDP	Brooks Arcand-Paul	\$ 4,387	\$ -	\$ 4,387	\$ -	\$ -	\$ -
UCP	Joseph Angeles	\$ -	\$ -	\$ -	\$ -	\$ -	\$ -
UCP	Veaceslav Cravcenco	\$ 5,500	\$ -	\$ 3,381	\$ 2,000	\$ 119	\$ -

* withdrew ** unendorsed *** cancelled contest

Electoral Division	Revenue		Expenses			Surplus (Deficit)
	Contributions	Other Revenue	Election Expenses	Other Expenses	Transfers issued	
46 - Edmonton-Whitemud	\$ 14,577	\$ -	\$ 9,828	\$ -	\$ -	\$ 4,749
GPA Cheri Hawley	\$ -	\$ -	\$ -	\$ -	\$ -	\$ -
LIB Donna Wilson	\$ -	\$ -	\$ -	\$ -	\$ -	\$ -
NDP Rakhi Pancholi	\$ -	\$ -	\$ -	\$ -	\$ -	\$ -
UCP Varun Chandrasekar	\$ 6,000	\$ -	\$ 1,251	\$ -	\$ -	\$ 4,749
UCP David Masieyi	\$ -	\$ -	\$ -	\$ -	\$ -	\$ -
UCP Raj Sherman	\$ 8,577	\$ -	\$ 8,577	\$ -	\$ -	\$ -
47 - Airdrie-Cochrane	\$ 650	\$ 1,500	\$ 342	\$ 1,500	\$ -	\$ 308
GPA Michelle Overwater Giles	\$ -	\$ -	\$ -	\$ -	\$ -	\$ -
NDP Steve Durrell	\$ -	\$ -	\$ -	\$ -	\$ -	\$ -
NDP Shaun Fluker	\$ 650	\$ -	\$ 342	\$ -	\$ -	\$ 308
UCP Peter Guthrie	\$ -	\$ 1,500	\$ -	\$ 1,500	\$ -	\$ -
48 - Airdrie-East	\$ 206	\$ 2,000	\$ 206	\$ 2,000	\$ -	\$ -
GPA Michael Jacobsen	\$ -	\$ -	\$ -	\$ -	\$ -	\$ -
NDP Daniel Nelles	\$ 206	\$ -	\$ 206	\$ -	\$ -	\$ -
UCP Angela Pitt	\$ -	\$ 2,000	\$ -	\$ 2,000	\$ -	\$ -
49 - Athabasca-Barrhead Westlock	\$ 6,036	\$ 2,000	\$ 3,369	\$ 4,668	\$ -	\$ -
GPA Carl McKay*	\$ -	\$ -	\$ -	\$ -	\$ -	\$ -
NDP Landen Tischer	\$ 560	\$ -	\$ 560	\$ -	\$ -	\$ -
UCP Isaac Skuban	\$ 4,051	\$ -	\$ 1,383	\$ 2,668	\$ -	\$ -
UCP Glenn Van Dijken	\$ 1,426	\$ 2,000	\$ 1,426	\$ 2,000	\$ -	\$ -
50 - Banff-Kananaskis	\$ 168	\$ 2,032	\$ 168	\$ 2,032	\$ -	\$ -
GPA Regan Boychuk	\$ -	\$ -	\$ -	\$ -	\$ -	\$ -
NDP Sarah Elmeligi	\$ -	\$ 32	\$ -	\$ 32	\$ -	\$ -
NDP Tanya Foubert	\$ -	\$ -	\$ -	\$ -	\$ -	\$ -
NDP Gavin McCaffrey	\$ -	\$ -	\$ -	\$ -	\$ -	\$ -
NDP Mark Tkacz	\$ 168	\$ -	\$ 168	\$ -	\$ -	\$ -
UCP Miranda Rosin	\$ -	\$ 2,000	\$ -	\$ 2,000	\$ -	\$ -

* withdrew ** unendorsed *** cancelled contest

Electoral Division	Revenue		Expenses			Surplus (Deficit)
	Contributions	Other Revenue	Election Expenses	Other Expenses	Transfers issued	
51 - Bonnyville-Cold Lake-St.Paul	\$ 7,774	\$ 4,050	\$ 2,450	\$ 8,274	\$ 1,100	\$ -
AP Glenn Andersen	\$ -	\$ -	\$ -	\$ -	\$ -	\$ -
NDP Caitlyn Blake	\$ -	\$ -	\$ -	\$ -	\$ -	\$ -
UCP Scott Cyr	\$ 4,274	\$ 2,000	\$ -	\$ 6,274	\$ -	\$ -
UCP David Hanson	\$ 3,500	\$ -	\$ 2,400	\$ -	\$ 1,100	\$ -
UCP Greg Sawchuk	\$ -	\$ 2,050	\$ 50	\$ 2,000	\$ -	\$ -
52 - Brooks-Medicine Hat	\$ 1,395	\$ -	\$ 1,395	\$ -	\$ -	\$ -
AP Barry Morishita	\$ -	\$ -	\$ -	\$ -	\$ -	\$ -
NDP Gwendoline Dirk	\$ 1,395	\$ -	\$ 1,395	\$ -	\$ -	\$ -
TIP Quintin Meier***	\$ -	\$ -	\$ -	\$ -	\$ -	\$ -
UCP Danielle Smith	\$ -	\$ -	\$ -	\$ -	\$ -	\$ -
53 - Camrose	\$ 19,492	\$ 2,006	\$ 7,250	\$ 11,199	\$ 3,048	\$ -
NDP Richard Bruneau	\$ 200	\$ -	\$ 133	\$ -	\$ 67	\$ -
NDP Tonya Ratushniak	\$ -	\$ -	\$ -	\$ -	\$ -	\$ -
NDP Wyatt Tanton	\$ 1,033	\$ -	\$ 1,033	\$ -	\$ -	\$ -
TIP Bob Blayone***	\$ -	\$ -	\$ -	\$ -	\$ -	\$ -
UCP Jackie Lovely	\$ 8,275	\$ 2,006	\$ -	\$ 7,299	\$ 2,982	\$ -
UCP Kevin Smook	\$ 9,983	\$ -	\$ 6,084	\$ 3,899	\$ -	\$ -
54 - Cardston-Siksika	\$ 8,847	\$ 2,000	\$ 6,145	\$ 4,694	\$ 8	\$ -
NDP Colleen Quintal	\$ -	\$ -	\$ -	\$ -	\$ -	\$ -
TIP Terry Wolsey	\$ -	\$ -	\$ -	\$ -	\$ -	\$ -
UCP Jodie Gateman	\$ 1,097	\$ 1,000	\$ 97	\$ 2,000	\$ -	\$ -
UCP Joseph Schow	\$ 7,750	\$ 1,000	\$ 6,048	\$ 2,694	\$ 8	\$ -
55 - Central Peace-Notley	\$ 900	\$ 2,154	\$ -	\$ 3,054	\$ -	\$ -
AP Lynn Lekisch	\$ -	\$ -	\$ -	\$ -	\$ -	\$ -
NDP Megan Ciurysek	\$ 900	\$ 154	\$ -	\$ 1,054	\$ -	\$ -
NDP Lynn Lekisch	\$ -	\$ -	\$ -	\$ -	\$ -	\$ -
TIP Rodney Bowen	\$ -	\$ -	\$ -	\$ -	\$ -	\$ -
UCP Todd Loewen	\$ -	\$ 2,000	\$ -	\$ 2,000	\$ -	\$ -
56 - Chestermere-Strathmore	\$ 26,271	\$ 1,343	\$ 12,387	\$ 15,148	\$ -	\$ 79
NDP Raj Jessel	\$ -	\$ -	\$ -	\$ -	\$ -	\$ -
TIP Kerry Lambert	\$ -	\$ -	\$ -	\$ -	\$ -	\$ -
UCP Leela Aheer*	\$ -	\$ -	\$ -	\$ -	\$ -	\$ -
UCP Chantelle de Jonge	\$ 20,435	\$ 1,343	\$ 8,552	\$ 13,148	\$ -	\$ 79
UCP Dharminder Premi	\$ 5,836	\$ -	\$ 3,836	\$ 2,000	\$ -	\$ -

* withdrew ** unendorsed *** cancelled contest

Electoral Division	Revenue		Expenses			Surplus (Deficit)
	Contributions	Other Revenue	Election Expenses	Other Expenses	Transfers issued	
57 - Cypress-Medicine Hat	\$ 2,426	\$ 4,274	\$ 4,700	\$ 2,000	\$ -	\$ -
GPA Dustin Cartwright*	\$ -	\$ -	\$ -	\$ -	\$ -	\$ -
NDP Tim Gruber	\$ -	\$ -	\$ -	\$ -	\$ -	\$ -
NDP Cathy Hogg	\$ -	\$ 2,274	\$ 2,274	\$ -	\$ -	\$ -
NDP David Martin	\$ 769	\$ -	\$ 769	\$ -	\$ -	\$ -
TIP Cody Both	\$ -	\$ -	\$ -	\$ -	\$ -	\$ -
UCP James Finkbeiner	\$ 1,598	\$ 2,000	\$ 1,598	\$ 2,000	\$ -	\$ -
UCP Justin Wright	\$ 59	\$ -	\$ 59	\$ -	\$ -	\$ -
58 - Drayton Valley-Devon	\$ 17,919	\$ 1,000	\$ 17,474	\$ 17	\$ -	\$ 1,429
APA Dale Withers	\$ -	\$ -	\$ -	\$ -	\$ -	\$ -
LIB Ronald Brochu	\$ -	\$ -	\$ -	\$ -	\$ -	\$ -
NDP Harry Singh	\$ -	\$ -	\$ -	\$ -	\$ -	\$ -
UCP Andrei Boitchenko	\$ 13,013	\$ -	\$ 11,567	\$ 17	\$ -	\$ 1,429
UCP Carol Vowk	\$ 4,906	\$ 1,000	\$ 5,906	\$ -	\$ -	\$ -
UCP Kara Westerlund	\$ -	\$ -	\$ -	\$ -	\$ -	\$ -
59 - Drumheller-Stettler	\$ -	\$ 2,000	\$ -	\$ 2,000	\$ -	\$ -
NDP Juliet Franklin	\$ -	\$ -	\$ -	\$ -	\$ -	\$ -
TIP Shannon Packham	\$ -	\$ -	\$ -	\$ -	\$ -	\$ -
UCP Nathan Horner	\$ -	\$ 2,000	\$ -	\$ 2,000	\$ -	\$ -
60 - Fort McMurray-Lac La Biche	\$ -	\$ -	\$ -	\$ -	\$ -	\$ -
NDP Calan Hobbs	\$ -	\$ -	\$ -	\$ -	\$ -	\$ -
UCP Brian Jean	\$ -	\$ -	\$ -	\$ -	\$ -	\$ -
61 - Fort McMurray-Wood Buffalo	\$ 3,134	\$ 6,984	\$ 4,118	\$ 5,530	\$ -	\$ 470
AP Brad Friesen	\$ -	\$ -	\$ -	\$ -	\$ -	\$ -
NDP Tanika Chaisson	\$ -	\$ -	\$ -	\$ -	\$ -	\$ -
UCP Zulkifl Mujahid**	\$ 1,134	\$ 1,000	\$ 1,134	\$ 1,000	\$ -	\$ -
UCP Keith Plowman	\$ 2,000	\$ 2,000	\$ -	\$ 3,530	\$ -	\$ 470
UCP Tany Yao	\$ -	\$ 3,984	\$ 2,984	\$ 1,000	\$ -	\$ -
62 - Fort Saskatchewan Vegreville	\$ 205	\$ 500	\$ 4	\$ 500	\$ 201	\$ -
APA Kelly Zeleny	\$ -	\$ -	\$ -	\$ -	\$ -	\$ -
NDP Taneen Rudyk	\$ -	\$ -	\$ -	\$ -	\$ -	\$ -
UCP Jackie Armstrong-Homeniuk	\$ 205	\$ 500	\$ 4	\$ 500	\$ 201	\$ -

* withdrew

** unendorsed

*** cancelled contest

Electoral Division	Revenue		Expenses			Surplus (Deficit)
	Contributions	Other Revenue	Election Expenses	Other Expenses	Transfers issued	
63 - Grande Prairie	\$ 1,525	\$ 6,320	\$ 4,818	\$ 2,787	\$ -	\$ 240
AP Preston Mildenerger	\$ -	\$ -	\$ -	\$ -	\$ -	\$ -
GPA Shane Diederich	\$ -	\$ -	\$ -	\$ -	\$ -	\$ -
NDP Kevin McLean	\$ -	\$ -	\$ -	\$ -	\$ -	\$ -
TIP David Braun	\$ -	\$ -	\$ -	\$ -	\$ -	\$ -
UCP Gladys Blackmore	\$ -	\$ -	\$ -	\$ -	\$ -	\$ -
UCP Nolan Dyck	\$ 1,525	\$ 0	\$ 708	\$ 687	\$ -	\$ 130
UCP Larry Gibson	\$ -	\$ 100	\$ -	\$ 100	\$ -	\$ -
UCP Tayyab Parvez	\$ -	\$ 6,220	\$ 4,110	\$ 2,000	\$ -	\$ 110
64 - Grande Prairie-Wapiti	\$ -	\$ -	\$ -	\$ -	\$ -	\$ -
NDP Dustin Archibald	\$ -	\$ -	\$ -	\$ -	\$ -	\$ -
TIP Brooklyn Biegel	\$ -	\$ -	\$ -	\$ -	\$ -	\$ -
UCP Ronald Wiebe	\$ -	\$ -	\$ -	\$ -	\$ -	\$ -
65 - Highwood	\$ -	\$ 2,000	\$ -	\$ 2,000	\$ -	\$ -
NDP Jessica Hallam	\$ -	\$ -	\$ -	\$ -	\$ -	\$ -
UCP Richard Sigurdson	\$ -	\$ 2,000	\$ -	\$ 2,000	\$ -	\$ -
WIPA Mike Lorusso	\$ -	\$ -	\$ -	\$ -	\$ -	\$ -
66 - Innisfail-Sylvan Lake	\$ 7,394	\$ 2,000	\$ 4,964	\$ 3,950	\$ -	\$ 480
NDP Jason Heistad	\$ -	\$ -	\$ -	\$ -	\$ -	\$ -
REF Randy Thorsteinson	\$ -	\$ -	\$ -	\$ -	\$ -	\$ -
TIP Brandon Pringle	\$ 100	\$ -	\$ 71	\$ 17	\$ -	\$ 12
TIP David Reid	\$ -	\$ -	\$ -	\$ -	\$ -	\$ -
UCP Devin Dreesen	\$ 7,200	\$ -	\$ 4,799	\$ 2,000	\$ -	\$ 401
UCP Onsy Tawadrous	\$ -	\$ 2,000	\$ -	\$ 1,933	\$ -	\$ 67
WIPA Jeevan Mangat	\$ 94	\$ -	\$ 94	\$ -	\$ -	\$ -
67 - Lac Ste. Anne-Parkland	\$ -	\$ -	\$ -	\$ -	\$ -	\$ -
APA Marilyn Burns	\$ -	\$ -	\$ -	\$ -	\$ -	\$ -
AP Janet Jabush	\$ -	\$ -	\$ -	\$ -	\$ -	\$ -
GPA Vanessa Diehl	\$ -	\$ -	\$ -	\$ -	\$ -	\$ -
NDP Oneil Carlier	\$ -	\$ -	\$ -	\$ -	\$ -	\$ -
UCP Shane Getson	\$ -	\$ -	\$ -	\$ -	\$ -	\$ -

* withdrew ** unendorsed *** cancelled contest

Electoral Division	Revenue		Expenses			Surplus (Deficit)
	Contributions	Other Revenue	Election Expenses	Other Expenses	Transfers issued	
68 - Lacombe-Ponoka	\$ 18,442	\$ 1,105	\$ 6,750	\$ 8,653	\$ -	\$ 4,144
AP Myles Chykerda	\$ -	\$ -	\$ -	\$ -	\$ -	\$ -
GPA Taylor Lowery	\$ -	\$ -	\$ -	\$ -	\$ -	\$ -
NDP David Dale	\$ -	\$ -	\$ -	\$ -	\$ -	\$ -
UCP Jennifer Johnson	\$ 12,119	\$ 1,105	\$ 3,939	\$ 5,141	\$ -	\$ 4,144
UCP Dusty Myshrall	\$ 4,811	\$ -	\$ 2,811	\$ 2,000	\$ -	\$ -
UCP Christopher Ross	\$ 1,512	\$ -	\$ -	\$ 1,512	\$ -	\$ -
69 - Leduc-Beaumont	\$ 27,811	\$ 7,698	\$ 21,858	\$ 13,560	\$ -	\$ 92
AP Robb Connelly***	\$ -	\$ -	\$ -	\$ -	\$ -	\$ -
NDP Cameron Heenan	\$ 211	\$ -	\$ 211	\$ -	\$ -	\$ -
NDP Chantelle Hosseiny	\$ 116	\$ -	\$ 112	\$ 4	\$ -	\$ -
TIP Sharon Maclise	\$ -	\$ -	\$ -	\$ -	\$ -	\$ -
UCP Heather Feldbusch	\$ 6,834	\$ -	\$ 4,834	\$ 2,000	\$ -	\$ -
UCP Namandeep Kular	\$ -	\$ 4,671	\$ -	\$ 4,671	\$ -	\$ -
UCP Brandon Lundy	\$ 11,350	\$ -	\$ 8,389	\$ 2,869	\$ -	\$ 92
UCP Dawn Miller	\$ 4,300	\$ 36	\$ 4,336	\$ -	\$ -	\$ -
UCP Dave Quest	\$ 5,000	\$ -	\$ 2,984	\$ 2,016	\$ -	\$ -
UCP Karen Richert	\$ -	\$ 2,992	\$ 992	\$ 2,000	\$ -	\$ -
70 - Lesser Slave Lake	\$ 23,246	\$ 1,000	\$ 16,388	\$ 7,519	\$ 339	\$ -
NDP Danielle Larivee	\$ -	\$ -	\$ -	\$ -	\$ -	\$ -
UCP Martine Carifelle	\$ 9,550	\$ -	\$ 8,500	\$ 711	\$ 339	\$ -
UCP Jerrad Cunningham	\$ -	\$ -	\$ -	\$ -	\$ -	\$ -
UCP Scott Sinclair	\$ 13,696	\$ -	\$ 7,888	\$ 5,807	\$ -	\$ -
UCP Silas Yellowknee	\$ -	\$ 1,000	\$ -	\$ 1,000	\$ -	\$ -
71 - Lethbridge-East	\$ 4,489	\$ 1,000	\$ 3,206	\$ 2,283	\$ -	\$ -
LIB Helen Mcmenamin	\$ -	\$ -	\$ -	\$ -	\$ -	\$ -
NDP Maria Fitzpatrick	\$ 765	\$ -	\$ 765	\$ -	\$ -	\$ -
NDP Amanda Jensen	\$ 1,283	\$ -	\$ -	\$ 1,283	\$ -	\$ -
NDP Kevin McBeath	\$ 756	\$ -	\$ 756	\$ -	\$ -	\$ -
NDP Robert Miyashiro	\$ 1,686	\$ -	\$ 1,686	\$ -	\$ -	\$ -
UCP Nathan Neudorf	\$ -	\$ 1,000	\$ -	\$ 1,000	\$ -	\$ -

* *withdrew* ** *unendorsed* *** *cancelled contest*

Electoral Division	Revenue		Expenses			Surplus (Deficit)
	Contributions	Other Revenue	Election Expenses	Other Expenses	Transfers issued	
72 - Lethbridge-West	\$ 5,550	\$ 5	\$ 5,130	\$ 425	\$ -	\$ -
AP Braham Luddu	\$ -	\$ -	\$ -	\$ -	\$ -	\$ -
LIB Patricia Chizek	\$ -	\$ -	\$ -	\$ -	\$ -	\$ -
NDP Shannon Phillips	\$ -	\$ -	\$ -	\$ -	\$ -	\$ -
UCP Richard Dempsey	\$ 425	\$ -	\$ -	\$ 425	\$ -	\$ -
UCP Cheryl Seaborn	\$ -	\$ -	\$ -	\$ -	\$ -	\$ -
UCP Torry Tanner*	\$ 5,125	\$ 5	\$ 5,130	\$ -	\$ -	\$ -
73 - Livingstone-Macleod	\$ 67,794	\$ 2,651	\$ 38,699	\$ 7,024	\$ 24,722	\$ -
AP Kevin Todd	\$ -	\$ -	\$ -	\$ -	\$ -	\$ -
LIB Dylin Hauser	\$ -	\$ -	\$ -	\$ -	\$ -	\$ -
NDP Kevin Van Tighem	\$ -	\$ -	\$ -	\$ -	\$ -	\$ -
TIP Corrie Toone	\$ -	\$ -	\$ -	\$ -	\$ -	\$ -
UCP Tanya Clemens	\$ 7,591	\$ -	\$ 7,591	\$ -	\$ -	\$ -
UCP Chelsae Petrovic	\$ 12,983	\$ 0	\$ 12,983	\$ -	\$ -	\$ -
UCP Marlaina Danielle Smith*	\$ 38,700	\$ 650	\$ 13,200	\$ 1,428	\$ 24,722	\$ -
UCP Nadine Wellwood****	\$ 6,925	\$ 0	\$ 4,925	\$ 2,000	\$ -	\$ -
UCP Donald Whalen	\$ 1,596	\$ 2,000	\$ -	\$ 3,596	\$ -	\$ -
74 - Maskwacis-Wetaskiwin	\$ -	\$ 2,000	\$ -	\$ 2,000	\$ -	\$ -
GPA Justin Fuss	\$ -	\$ -	\$ -	\$ -	\$ -	\$ -
NDP Katherine Swampy	\$ -	\$ -	\$ -	\$ -	\$ -	\$ -
TIP Marie Rittenhouse***	\$ -	\$ -	\$ -	\$ -	\$ -	\$ -
UCP Richard Wilson	\$ -	\$ 2,000	\$ -	\$ 2,000	\$ -	\$ -
75 - Morinville-St. Albert	\$ 1,807	\$ 1,000	\$ 807	\$ 2,000	\$ -	\$ -
AP Wayne Rufiange	\$ -	\$ -	\$ -	\$ -	\$ -	\$ -
GPA Kurt Klingbeil	\$ -	\$ -	\$ -	\$ -	\$ -	\$ -
NDP James Grondin	\$ 482	\$ -	\$ 482	\$ -	\$ -	\$ -
NDP Karen Shaw	\$ 325	\$ -	\$ 325	\$ -	\$ -	\$ -
UCP Dale Nally	\$ 1,000	\$ 1,000	\$ -	\$ 2,000	\$ -	\$ -
76 - Olds-Didsbury-Three Hills	\$ 2,100	\$ 2,000	\$ -	\$ 3,013	\$ -	\$ 1,087
GPA Daniel Brisbin*	\$ -	\$ -	\$ -	\$ -	\$ -	\$ -
NDP Cheryl Hunter Loewen	\$ -	\$ -	\$ -	\$ -	\$ -	\$ -
TIP Katherine Kowalchuk	\$ 2,100	\$ -	\$ -	\$ 1,013	\$ -	\$ 1,087
UCP Nathan Cooper	\$ -	\$ 2,000	\$ -	\$ 2,000	\$ -	\$ -

* withdrew ** unendorsed *** cancelled contest

Electoral Division	Revenue		Expenses			Surplus (Deficit)
	Contributions	Other Revenue	Election Expenses	Other Expenses	Transfers issued	
77 - Peace River	\$ 1,029	\$ 9,592	\$ 1,014	\$ 9,607	\$ -	\$ -
NDP Liana Paiva	\$ -	\$ -	\$ -	\$ -	\$ -	\$ -
TIP Sharon Noullett	\$ -	\$ -	\$ -	\$ -	\$ -	\$ -
UCP Daniel Williams	\$ 1,029	\$ 9,592	\$ 1,014	\$ 9,607	\$ -	\$ -
78 - Red Deer-North	\$ 9,787	\$ 3,666	\$ 4,954	\$ 8,407	\$ -	\$ 92
GPA Heather Morigeau	\$ -	\$ -	\$ -	\$ -	\$ -	\$ -
NDP Craig Curtis	\$ 714	\$ -	\$ 714	\$ -	\$ -	\$ -
NDP Jaelene Tweedle	\$ 798	\$ -	\$ 798	\$ -	\$ -	\$ -
TIP Vicky Bayford	\$ -	\$ -	\$ -	\$ -	\$ -	\$ -
UCP Andrew Clews	\$ 2,715	\$ 3,666	\$ -	\$ 6,381	\$ -	\$ -
UCP Adriana LaGrange	\$ 5,560	\$ -	\$ 3,442	\$ 2,026	\$ -	\$ 92
79 - Red Deer-South	\$ 9,758	\$ 1,377	\$ 9,018	\$ 1,000	\$ -	\$ 1,116
GPA Ashley MacDonald	\$ -	\$ -	\$ -	\$ -	\$ -	\$ -
NDP Michelle Baer	\$ 3,054	\$ -	\$ 1,938	\$ -	\$ -	\$ 1,116
NDP Kyle Johnston	\$ 159	\$ -	\$ 159	\$ -	\$ -	\$ -
NDP Barb Miller	\$ -	\$ -	\$ -	\$ -	\$ -	\$ -
UCP Adele Poratto	\$ 5,100	\$ 377	\$ 5,477	\$ -	\$ -	\$ -
UCP Jason Stephan	\$ 1,444	\$ 1,000	\$ 1,444	\$ 1,000	\$ -	\$ -
80 - Rimbey-Rocky Mountain House-Sundre	\$ 16,776	\$ 2,298	\$ 10,195	\$ 5,593	\$ -	\$ 3,286
APA Carol Nordlund Kinsey	\$ -	\$ -	\$ -	\$ -	\$ -	\$ -
NDP Vance Buchwald	\$ -	\$ -	\$ -	\$ -	\$ -	\$ -
TIP Fred Schwieger***	\$ -	\$ -	\$ -	\$ -	\$ -	\$ -
UCP Timothy Hoven	\$ 3,785	\$ 1,298	\$ 3,083	\$ 2,000	\$ -	\$ -
UCP Jason Nixon	\$ 12,991	\$ 1,000	\$ 7,112	\$ 3,593	\$ -	\$ 3,286
81 - Sherwood Park	\$ 3,461	\$ 2,000	\$ 2,658	\$ 2,500	\$ -	\$ 303
AP Sue Timanson	\$ 520	\$ -	\$ 17	\$ 500	\$ -	\$ 3
GPA Lucas Bevan*	\$ -	\$ -	\$ -	\$ -	\$ -	\$ -
LIB Jacob Stacey	\$ -	\$ -	\$ -	\$ -	\$ -	\$ -
NDP Katie Berghofer	\$ 276	\$ -	\$ 276	\$ -	\$ -	\$ -
NDP Kyle Kasawski	\$ 2,264	\$ -	\$ 2,264	\$ -	\$ -	\$ -
NDP Jeffery Manchak	\$ 380	\$ -	\$ 80	\$ -	\$ -	\$ 300
NDP Annie McKittrick	\$ -	\$ -	\$ -	\$ -	\$ -	\$ -
NDP Vivian Mills	\$ 21	\$ -	\$ 21	\$ -	\$ -	\$ -
UCP Jordan Walker	\$ -	\$ 2,000	\$ -	\$ 2,000	\$ -	\$ -

* withdrew

** unendorsed

*** cancelled contest

Electoral Division	Revenue		Expenses			Surplus (Deficit)
	Contributions	Other Revenue	Election Expenses	Other Expenses	Transfers issued	
82 - Spruce Grove-Stony Plain	\$ -	\$ -	\$ -	\$ -	\$ -	\$ -
GPA Daniel Birrell	\$ -	\$ -	\$ -	\$ -	\$ -	\$ -
NDP Chantal McKenzie	\$ -	\$ -	\$ -	\$ -	\$ -	\$ -
NDP Rod Shaigec	\$ -	\$ -	\$ -	\$ -	\$ -	\$ -
UCP Searle Turton	\$ -	\$ -	\$ -	\$ -	\$ -	\$ -
83 - St. Albert	\$ 221	\$ 7,809	\$ 4,029	\$ 4,000	\$ -	\$ -
GPA Cameron Jefferies	\$ -	\$ -	\$ -	\$ -	\$ -	\$ -
NDP Marie Renaud	\$ -	\$ -	\$ -	\$ -	\$ -	\$ -
UCP Melissa Lynn Crane	\$ 221	\$ 2,000	\$ 221	\$ 2,000	\$ -	\$ -
UCP Angela Wood	\$ -	\$ 5,809	\$ 3,809	\$ 2,000	\$ -	\$ -
84 - Strathcona-Sherwood Park	\$ -	\$ 2,000	\$ -	\$ 2,000	\$ -	\$ -
NDP Bill Tonita	\$ -	\$ -	\$ -	\$ -	\$ -	\$ -
UCP Nate Glubish	\$ -	\$ 2,000	\$ -	\$ 2,000	\$ -	\$ -
85 - Taber-Warner	\$ -	\$ 2,000	\$ -	\$ 2,000	\$ -	\$ -
GPA Joel Hunt	\$ -	\$ -	\$ -	\$ -	\$ -	\$ -
NDP Jazminn Hintz	\$ -	\$ -	\$ -	\$ -	\$ -	\$ -
TIP Brent Ginther***	\$ -	\$ -	\$ -	\$ -	\$ -	\$ -
TIP Frank Kast	\$ -	\$ -	\$ -	\$ -	\$ -	\$ -
UCP Grant Hunter	\$ -	\$ 2,000	\$ -	\$ 2,000	\$ -	\$ -
86 - Vermilion-Lloydminster Wainwright	\$ -	\$ -	\$ -	\$ -	\$ -	\$ -
AP Darrell Dunn	\$ -	\$ -	\$ -	\$ -	\$ -	\$ -
GPA Tigra-Lee Campbell	\$ -	\$ -	\$ -	\$ -	\$ -	\$ -
NDP Dawn Flaata	\$ -	\$ -	\$ -	\$ -	\$ -	\$ -
UCP Garth Rowswell	\$ -	\$ -	\$ -	\$ -	\$ -	\$ -
87 - West Yellowhead	\$ 110	\$ 2,000	\$ 110	\$ 2,000	\$ -	\$ -
GPA Galloway Hiatt	\$ -	\$ -	\$ -	\$ -	\$ -	\$ -
NDP Fred Kreiner	\$ 110	\$ -	\$ 110	\$ -	\$ -	\$ -
NDP Lavone Olson	\$ -	\$ -	\$ -	\$ -	\$ -	\$ -
UCP Martin Long	\$ -	\$ 2,000	\$ -	\$ 2,000	\$ -	\$ -

* withdrew ** unendorsed *** cancelled contest

Appendix Q: Combined Party and Candidate Contributions

Party	Contributions		
	Party Total	Candidate Total	Grand Total
Advantage Party of Alberta	\$ -	\$ 4,030	\$ 4,030
Alberta Liberal Party	\$ 22,430	\$ 8,120	\$ 30,550
Alberta New Democratic Party	\$ 2,749,199	\$ 4,118	\$ 2,753,317
Alberta Party	\$ 28,683	\$ 36,600	\$ 65,283
Communist Party - Alberta	\$ -	\$ -	\$ -
Green Party of Alberta	\$ 12,062	\$ 8,275	\$ 20,337
Pro-Life Alberta Political Association	\$ 81,202	\$ -	\$ 81,202
Reform Party of Alberta	\$ -	\$ -	\$ -
Solidarity Movement of Alberta	\$ 653	\$ 28,767	\$ 29,421
The Buffalo Party of Alberta	\$ -	\$ -	\$ -
The Independence Party of Alberta	\$ 584	\$ 37,774	\$ 38,358
United Conservative Party of Alberta	\$ 1,940,957	\$ 1,586,901	\$ 3,527,858
Wildrose Independence Party of Alberta	\$ 860	\$ 2,840	\$ 3,700
Wildrose Loyalty Coalition	\$ 1,482	\$ 51,641	\$ 53,123
Independent	\$ N/A	\$ 210,738	\$ 210,738
Total	\$ 4,838,113	\$ 1,979,804	\$ 6,817,917

Appendix R: Candidate Campaign Finances by Electoral Division

Candidates are listed by electoral division then alphabetically by political party affiliation and last name. A candidate may appear more than once if the candidate withdrew their candidacy and registered in a different electoral division and/or a different political party. Elected candidates are in **bold**. Amounts are as submitted and have been rounded to the nearest dollar. Candidate names in this appendix reflect the registered names under the EFCDA and may not match the names listed on the election ballot.

Electoral Division	Revenues			Expenses			Surplus (Deficit)
	Contributions	Other	Transfers Received	Election	Other	Transfers Issued	
01 - Calgary-Acadia	\$ 28,957	\$ 77,601	\$ 11,000	\$ 100,691	\$ 12,457	\$ 2,231	\$ 2,180
GPA Paul Bechthold	\$ -	\$ 500	\$ -	\$ -	\$ 500	\$ -	\$ -
IND Larry Heather	\$ -	\$ 530	\$ -	\$ 30	\$ 500	\$ -	\$ -
NDP Diana Batten	\$ -	\$ 43,841	\$ 10,500	\$ 49,699	\$ 2,411	\$ 2,231	\$ -
SM Linda McClelland	\$ -	\$ 500	\$ -	\$ -	\$ 500	\$ -	\$ -
UCP Tyler Shandro	\$ 28,957	\$ 32,229	\$ -	\$ 50,962	\$ 8,046	\$ -	\$ 2,180
WLC Donna Scott	\$ -	\$ -	\$ 500	\$ -	\$ 500	\$ -	\$ -
02 - Calgary-Beddington	\$ 5,890	\$ 59,173	\$ 71,500	\$ 101,968	\$ 11,307	\$ 23,288	\$ -
AP Wayne Jackson	\$ -	\$ -	\$ 500	\$ -	\$ 500	\$ -	\$ -
LIB Zarnab Zafar	\$ -	\$ 500	\$ -	\$ -	\$ 500	\$ -	\$ -
NDP Amanda Chapman	\$ -	\$ 44,423	\$ 15,500	\$ 49,545	\$ 2,288	\$ 8,090	\$ -
SM Gabriel Pawlowski	\$ -	\$ 500	\$ -	\$ -	\$ 500	\$ -	\$ -
UCP Josephine Pon	\$ 5,890	\$ 13,250	\$ 55,500	\$ 52,423	\$ 7,019	\$ 15,198	\$ -
WLC Maxime Viens	\$ -	\$ 500	\$ -	\$ -	\$ 500	\$ -	\$ -
03 - Calgary-Bow	\$ 22,738	\$ 48,207	\$ 66,687	\$ 95,644	\$ 10,722	\$ 1,944	\$ 29,322
AP Paul Godard	\$ 323	\$ -	\$ -	\$ 323	\$ 500	\$ -	\$ (500)
NDP Druh Farrell	\$ -	\$ 40,581	\$ 9,008	\$ 43,871	\$ 3,775	\$ 1,944	\$ -
SM Manuel Santos	\$ -	\$ 500	\$ -	\$ -	\$ 500	\$ -	\$ -
UCP Demetrios Nicolaides	\$ 22,415	\$ 6,626	\$ 57,679	\$ 51,451	\$ 5,447	\$ -	\$ 29,822
WLC Kenneth Jansen	\$ -	\$ 500	\$ -	\$ -	\$ 500	\$ -	\$ -
04 - Calgary-Buffalo	\$ 15,767	\$ 45,340	\$ 33,300	\$ 80,937	\$ 13,311	\$ 145	\$ 14
GPA Jonathan Parks	\$ 50	\$ -	\$ 800	\$ 336	\$ 500	\$ -	\$ 14
NDP Joe Ceci	\$ -	\$ 35,838	\$ 5,500	\$ 36,667	\$ 4,527	\$ 145	\$ -
SM Lona Henry	\$ -	\$ 500	\$ -	\$ -	\$ 500	\$ -	\$ -
UCP Astrid Kuhn	\$ 15,717	\$ 8,502	\$ 27,000	\$ 43,934	\$ 7,284	\$ -	\$ -
WLC Kathleen Jansen	\$ -	\$ 500	\$ -	\$ -	\$ 500	\$ -	\$ -

* withdrew

** unendorsed

Electoral Division	Revenues			Expenses			Surplus (Deficit)
	Contributions	Other	Transfers Received	Election	Other	Transfers Issued	
05 - Calgary-Cross	\$ 6,600	\$ 46,160	\$ 60,668	\$ 102,720	\$ 8,990	\$ 1,107	\$ 611
GPA Aman Sandhu	\$ 1,500	\$ 500	\$ -	\$ 1,113	\$ 500	\$ -	\$ 387
NDP Gurinder Singh Gill	\$ -	\$ 44,666	\$ 13,168	\$ 50,237	\$ 6,491	\$ 1,107	\$ -
SM Kathryn Lapp	\$ -	\$ 500	\$ -	\$ -	\$ 500	\$ -	\$ -
UCP Mickey Amery	\$ 5,100	\$ 494	\$ 47,500	\$ 51,371	\$ 1,499	\$ -	\$ 224
06 - Calgary-Currie	\$ 8,520	\$ 78,628	\$ 86,885	\$ 98,282	\$ 61,022	\$ 3,253	\$ 11,476
AP Jason Avramenko	\$ -	\$ -	\$ 500	\$ -	\$ 500	\$ -	\$ -
GPA Lane Robson	\$ -	\$ 500	\$ -	\$ -	\$ 500	\$ -	\$ -
LIB Leila Keith	\$ -	\$ 876	\$ -	\$ 376	\$ 500	\$ -	\$ -
NDP Janet Eremenko	\$ -	\$ 43,774	\$ 16,869	\$ 51,238	\$ 6,152	\$ 3,253	\$ -
SM Dawid Pawlowski	\$ -	\$ 500	\$ -	\$ -	\$ 500	\$ -	\$ -
UCP Nicholas Milliken	\$ 8,520	\$ 32,978	\$ 69,516	\$ 46,668	\$ 52,870	\$ -	\$ 11,476
07 - Calgary-East	\$ 10,621	\$ 47,098	\$ 50,800	\$ 94,667	\$ 9,782	\$ 3,465	\$ 606
CP-A Jonathan Troutman	\$ -	\$ 500	\$ -	\$ -	\$ 500	\$ -	\$ -
GPA Jayden Baldonado	\$ -	\$ -	\$ 500	\$ -	\$ 500	\$ -	\$ -
NDP Rosman Valencia	\$ -	\$ 45,513	\$ 10,800	\$ 49,908	\$ 2,941	\$ 3,465	\$ -
SM Garry Dirk	\$ -	\$ 500	\$ -	\$ -	\$ 500	\$ -	\$ -
UCP Peter Singh	\$ 10,621	\$ 584	\$ 39,500	\$ 44,758	\$ 5,341	\$ -	\$ 606
08 - Calgary-Edgemont	\$ 20,746	\$ 119,944	\$ 47,426	\$ 101,645	\$ 14,350	\$ 167	\$ 71,954
AP Allen Schultz	\$ -	\$ -	\$ -	\$ -	\$ -	\$ -	\$ -
NDP Julia Hayter	\$ -	\$ 44,545	\$ 7,026	\$ 50,090	\$ 1,314	\$ 167	\$ -
SM Miles Williams	\$ -	\$ 500	\$ -	\$ -	\$ 500	\$ -	\$ -
UCP Prasad Panda	\$ 20,746	\$ 74,399	\$ 40,400	\$ 51,555	\$ 12,036	\$ -	\$ 71,954
WLC Nan Barron	\$ -	\$ 500	\$ -	\$ -	\$ 500	\$ -	\$ -
09 - Calgary-Elbow	\$ 41,209	\$ 49,316	\$ 65,300	\$ 129,411	\$ 14,411	\$ 179	\$ 11,825
AP Kerry Cundal	\$ 6,810	\$ 500	\$ 29,700	\$ 36,498	\$ 500	\$ 12	\$ -
NDP Samir Kayande	\$ -	\$ 42,212	\$ 5,600	\$ 41,978	\$ 5,764	\$ 70	\$ -
SM Artur Pawlowski	\$ 4,870	\$ 555	\$ -	\$ 4,771	\$ 500	\$ 97	\$ 57
UCP Christopher Davis	\$ 29,529	\$ 6,049	\$ 30,000	\$ 46,163	\$ 7,646	\$ -	\$ 11,768
10 - Calgary-Falconridge	\$ 39,969	\$ 46,841	\$ 28,001	\$ 95,909	\$ 6,193	\$ 12,708	\$ -
GPA Ahmed Hassan	\$ -	\$ -	\$ 500	\$ -	\$ 500	\$ -	\$ -
IND Kyle Kennedy	\$ 1,919	\$ 510	\$ -	\$ 1,929	\$ 500	\$ -	\$ -
NDP Parmeet Singh Boparai	\$ -	\$ 45,831	\$ 15,501	\$ 51,025	\$ 4,693	\$ 5,613	\$ -
SM Evan Wilson	\$ -	\$ 500	\$ -	\$ -	\$ 500	\$ -	\$ -
UCP Devinder Toor	\$ 38,050	\$ -	\$ 12,000	\$ 42,955	\$ -	\$ 7,095	\$ -

* *withdrew*

** *unendorsed*

Electoral Division	Revenues			Expenses			Surplus (Deficit)
	Contributions	Other	Transfers Received	Election	Other	Transfers Issued	
11 - Calgary-Fish Creek	\$ 33,425	\$ 57,507	\$ 51,197	\$ 101,451	\$ 9,723	\$ 30,956	\$ -
LIB Charlie Heater	\$ -	\$ 500	\$ -	\$ -	\$ 500	\$ -	\$ -
NDP Rebecca Bounsall	\$ -	\$ 44,774	\$ 17,373	\$ 50,580	\$ 4,677	\$ 6,890	\$ -
SM Dave Hughes	\$ -	\$ 500	\$ -	\$ -	\$ 500	\$ -	\$ -
UCP Myles McDougall	\$ 33,425	\$ 11,733	\$ 33,825	\$ 50,871	\$ 4,046	\$ 24,066	\$ -
12 - Calgary-Foothills	\$ 6,430	\$ 59,970	\$ 96,226	\$ 99,588	\$ 20,622	\$ 6,131	\$ 36,285
IND Keenan Demontigny	\$ -	\$ -	\$ -	\$ -	\$ -	\$ -	\$ -
NDP Courtenay Ellingson	\$ -	\$ 46,075	\$ 5,526	\$ 50,025	\$ 1,445	\$ 131	\$ -
SM Karmini Bhagwandass	\$ -	\$ 500	\$ -	\$ -	\$ 500	\$ -	\$ -
UCP Jason Luan	\$ 6,430	\$ 13,395	\$ 90,700	\$ 49,563	\$ 18,677	\$ 6,000	\$ 36,285
13 - Calgary-Glenmore	\$ 51,661	\$ 53,006	\$ 41,000	\$ 94,379	\$ 14,572	\$ 11,636	\$ 25,081
GPA Steven Maffioli	\$ -	\$ -	\$ 500	\$ -	\$ 500	\$ -	\$ -
NDP Nagwan Al-Guneid	\$ -	\$ 40,599	\$ 10,500	\$ 47,298	\$ 2,165	\$ 1,636	\$ -
SM Marzena Pawlowski	\$ -	\$ 500	\$ -	\$ -	\$ 500	\$ -	\$ -
UCP Whitney Issik	\$ 51,661	\$ 11,907	\$ 30,000	\$ 47,081	\$ 11,406	\$ 10,000	\$ 25,081
14 - Calgary-Hays	\$ 17,608	\$ 49,147	\$ 42,928	\$ 77,013	\$ 13,647	\$ 547	\$ 18,476
GPA Evelyn Tanaka	\$ 450	\$ 500	\$ 144	\$ 399	\$ 500	\$ -	\$ 195
NDP Andrew Stewart	\$ -	\$ 33,758	\$ 10,825	\$ 42,903	\$ 1,133	\$ 547	\$ -
SM Garry Leonhardt	\$ -	\$ 500	\$ -	\$ -	\$ 500	\$ -	\$ -
UCP Ric McIver	\$ 17,158	\$ 13,889	\$ 31,959	\$ 33,711	\$ 11,014	\$ -	\$ 18,281
WLC Joni Wilde	\$ -	\$ 500	\$ -	\$ -	\$ 500	\$ -	\$ -
15 - Calgary-Klein	\$ 12,423	\$ 60,707	\$ 77,145	\$ 102,098	\$ 28,174	\$ 11,634	\$ 8,368
GPA Kenneth Drysdale	\$ -	\$ -	\$ 500	\$ -	\$ 500	\$ -	\$ -
NDP Lizette Tejada	\$ 160	\$ 52,898	\$ 17,500	\$ 49,637	\$ 13,287	\$ 7,634	\$ -
SM Robert Oswin	\$ 389	\$ 500	\$ -	\$ 389	\$ 500	\$ -	\$ -
UCP Jeremy Nixon	\$ 11,874	\$ 7,309	\$ 59,145	\$ 52,073	\$ 13,887	\$ 4,000	\$ 8,368
16 - Calgary-Lougheed	\$ 26,781	\$ 27,505	\$ 45,117	\$ 78,513	\$ 7,289	\$ 3,683	\$ 9,918
LIB John Roggeveen	\$ 750	\$ 10,892	\$ -	\$ 11,142	\$ 500	\$ -	\$ -
NDP Venkat Ravulaparthi	\$ 81	\$ 16,113	\$ 5,500	\$ 16,851	\$ 1,160	\$ 3,683	\$ -
SM Nathaniel Pawlowski	\$ -	\$ 500	\$ -	\$ -	\$ 500	\$ -	\$ -
UCP Eric Bouchard	\$ 25,950	\$ -	\$ 39,617	\$ 50,521	\$ 5,129	\$ -	\$ 9,918

* withdrew

** unendorsed

Electoral Division	Revenues			Expenses			Surplus (Deficit)
	Contributions	Other	Transfers Received	Election	Other	Transfers Issued	
17 - Calgary-Bhullar McCall	\$ 38,850	\$ 42,667	\$ 30,001	\$ 103,627	\$ 7,253	\$ 37	\$ 601
NDP Irfan Sabir	\$ -	\$ 39,148	\$ 15,001	\$ 50,807	\$ 3,305	\$ 37	\$ -
SM Laurence Smith	\$ -	\$ 500	\$ -	\$ -	\$ 500	\$ -	\$ -
UCP Amanpreet Singh Gill	\$ 38,850	\$ 3,018	\$ 15,000	\$ 52,820	\$ 3,448	\$ -	\$ 601
18 - Calgary-Mountain View	\$ 20,214	\$ 56,683	\$ 85,891	\$ 130,056	\$ 17,872	\$ 10,978	\$ 3,881
LIB Frances Woytkiw	\$ -	\$ 820	\$ -	\$ 320	\$ 500	\$ -	\$ -
NDP Kathleen Ganley	\$ 190	\$ 45,571	\$ 10,500	\$ 48,055	\$ 5,178	\$ 3,028	\$ -
PAPA Lucas Hernandez	\$ -	\$ 75	\$ 40,000	\$ 32,125	\$ -	\$ 7,950	\$ -
SM Christopher Wedick	\$ -	\$ 500	\$ -	\$ -	\$ 500	\$ -	\$ -
UCP Pamela Rath	\$ 20,024	\$ 9,717	\$ 35,391	\$ 49,556	\$ 11,694	\$ -	\$ 3,881
19 - Calgary-North	\$ 15,610	\$ 54,942	\$ 59,704	\$ 92,205	\$ 7,756	\$ 5,225	\$ 25,071
NDP Rajesh Angral	\$ -	\$ 43,328	\$ 10,526	\$ 47,038	\$ 1,591	\$ 5,225	\$ -
SM Alexander Sanguino	\$ -	\$ 500	\$ -	\$ -	\$ 500	\$ -	\$ -
UCP Muhammad Yaseen	\$ 15,610	\$ 11,113	\$ 49,178	\$ 45,166	\$ 5,664	\$ -	\$ 25,071
20 - Calgary-North East	\$ 37,348	\$ 39,949	\$ 16,501	\$ 88,449	\$ 4,439	\$ 180	\$ 730
LIB Prince Mugisha	\$ 2,413	\$ 1,500	\$ -	\$ 3,413	\$ 500	\$ -	\$ -
NDP Gurinder Brar	\$ -	\$ 36,416	\$ 16,501	\$ 50,298	\$ 2,439	\$ 180	\$ -
SM Ana Requierme- Smith	\$ -	\$ 500	\$ -	\$ -	\$ 500	\$ -	\$ -
UCP Inderjit Singh Grewal	\$ 34,935	\$ 1,033	\$ -	\$ 34,738	\$ 500	\$ -	\$ 730
WLC James Tobin	\$ -	\$ 500	\$ -	\$ -	\$ 500	\$ -	\$ -
21 - Calgary-North West	\$ 59,327	\$ 40,700	\$ 68,924	\$ 97,316	\$ 33,110	\$ 1,630	\$ 36,895
AP Jennifer Yermiy	\$ 775	\$ -	\$ 2,324	\$ 2,150	\$ 500	\$ 250	\$ 199
IND Serena Thomsen	\$ -	\$ -	\$ -	\$ -	\$ -	\$ -	\$ -
NDP Michael Lisboa- Smith	\$ -	\$ 40,200	\$ 5,500	\$ 43,087	\$ 1,233	\$ 1,380	\$ -
SM Alain Habel	\$ 334	\$ 500	\$ -	\$ 334	\$ 500	\$ -	\$ -
UCP Rajan Sawhney	\$ 58,218	\$ -	\$ 61,100	\$ 51,745	\$ 30,877	\$ -	\$ 36,696
22 - Calgary-Peigan	\$ 1,150	\$ 82,763	\$ 51,325	\$ 102,051	\$ 4,554	\$ 1,992	\$ 26,641
GPA Shaun Pulsifer	\$ -	\$ -	\$ 500	\$ -	\$ 500	\$ -	\$ -
NDP Denis Ram	\$ -	\$ 43,144	\$ 10,825	\$ 50,844	\$ 1,133	\$ 1,992	\$ -
SM Antoinette Vandermeer	\$ -	\$ 500	\$ -	\$ -	\$ 500	\$ -	\$ -
UCP Tanya Fir	\$ 1,150	\$ 39,120	\$ 40,000	\$ 51,208	\$ 2,421	\$ -	\$ 26,641

* withdrew

** unendorsed

Electoral Division	Revenues			Expenses			Surplus (Deficit)
	Contributions	Other	Transfers Received	Election	Other	Transfers Issued	
23 - Calgary-Shaw	\$ 14,553	\$ 35,692	\$ 67,555	\$ 80,306	\$ 3,291	\$ 6,230	\$ 27,973
NDP David Cloutier	\$ 658	\$ 22,322	\$ 9,455	\$ 30,073	\$ 1,132	\$ 1,230	\$ -
SM Pietro Cervo	\$ -	\$ 500	\$ -	\$ -	\$ 500	\$ -	\$ -
UCP Rebecca Schulz	\$ 13,895	\$ 12,870	\$ 58,100	\$ 50,233	\$ 1,659	\$ 5,000	\$ 27,973
24 - Calgary-South East	\$ 10,941	\$ 18,401	\$ 59,393	\$ 46,499	\$ 2,638	\$ 4,065	\$ 35,534
GPA Catriona Wright	\$ -	\$ -	\$ 500	\$ -	\$ 500	\$ -	\$ -
NDP Justin Huseby	\$ 81	\$ 17,901	\$ 7,093	\$ 19,873	\$ 1,138	\$ 4,065	\$ -
SM Heinrich Friesen	\$ -	\$ 500	\$ -	\$ -	\$ 500	\$ -	\$ -
UCP Matthew Jones	\$ 10,860	\$ -	\$ 51,800	\$ 26,626	\$ 500	\$ -	\$ 35,534
25 - Calgary-Varsity	\$ 24,753	\$ 54,972	\$ 58,455	\$ 97,384	\$ 8,094	\$ 4,711	\$ 27,991
AP Angela Grace*	\$ 650	\$ 500	\$ 4,055	\$ 2,828	\$ 500	\$ 1,877	\$ -
IND Ryan Lantz	\$ -	\$ 500	\$ -	\$ -	\$ 500	\$ -	\$ -
NDP Luanne Metz	\$ -	\$ 42,894	\$ 14,400	\$ 49,411	\$ 5,594	\$ 2,289	\$ -
SM Kent Liang	\$ -	\$ 500	\$ -	\$ -	\$ 500	\$ -	\$ -
UCP Jason Copping	\$ 24,103	\$ 10,079	\$ 40,000	\$ 45,144	\$ 500	\$ 546	\$ 27,991
WLC Oaklan Davidsen	\$ -	\$ 500	\$ -	\$ -	\$ 500	\$ -	\$ -
26 - Calgary-West	\$ 5,860	\$ 24,736	\$ 58,276	\$ 80,254	\$ 5,603	\$ 3,015	\$ -
GPA Jason McKee	\$ -	\$ -	\$ 500	\$ -	\$ 500	\$ -	\$ -
NDP Joan Chand'oiseau	\$ -	\$ 24,061	\$ 19,776	\$ 41,252	\$ 2,271	\$ 314	\$ -
SM Mariusz Kothrba	\$ -	\$ 500	\$ -	\$ -	\$ 500	\$ -	\$ -
UCP Michael Ellis	\$ 5,860	\$ 175	\$ 38,000	\$ 39,001	\$ 2,332	\$ 2,702	\$ -
27 - Edmonton-Beverly Clareview	\$ 9,439	\$ 41,642	\$ 45,450	\$ 73,901	\$ 4,487	\$ 18,139	\$ 5
GPA Michael C.W. Hunter	\$ -	\$ 500	\$ -	\$ -	\$ 500	\$ -	\$ -
IND Andrzej Gudanowski	\$ -	\$ -	\$ -	\$ -	\$ -	\$ -	\$ -
NDP Peggy Wright	\$ -	\$ 40,142	\$ 29,100	\$ 49,980	\$ 1,123	\$ 18,139	\$ -
UCP Luke Suvanto	\$ 9,439	\$ 500	\$ 16,350	\$ 23,921	\$ 2,364	\$ -	\$ 5
WLC Patricia Engebretson	\$ -	\$ 500	\$ -	\$ -	\$ 500	\$ -	\$ -
28 - Edmonton-Castle Downs	\$ 12,800	\$ 47,946	\$ 65,303	\$ 91,012	\$ 5,563	\$ 12,061	\$ 17,413
AP Patrick Stewart	\$ 1,300	\$ -	\$ 3,003	\$ 4,303	\$ -	\$ -	\$ -
NDP Nicole Goehring	\$ -	\$ 34,628	\$ 24,500	\$ 46,432	\$ 657	\$ 12,061	\$ (22)
UCP Jon Dziadyk	\$ 11,500	\$ 13,318	\$ 37,800	\$ 40,277	\$ 4,906	\$ -	\$ 17,435

* withdrew

** unendorsed

Electoral Division	Revenues			Expenses			Surplus (Deficit)
	Contributions	Other	Transfers Received	Election	Other	Transfers Issued	
29 - Edmonton-City Centre	\$ 33,580	\$ 41,738	\$ 24,859	\$ 87,896	\$ 7,795	\$ 4,463	\$ 24
GPA David Clark	\$ -	\$ -	\$ 500	\$ -	\$ 500	\$ -	\$ -
NDP David Shepherd	\$ -	\$ 41,238	\$ 10,500	\$ 43,176	\$ 4,349	\$ 4,214	\$ -
UCP Richard Wong	\$ 33,580	\$ -	\$ 13,859	\$ 44,720	\$ 2,446	\$ 249	\$ 24
WLC Brennen McLay	\$ -	\$ 500	\$ -	\$ -	\$ 500	\$ -	\$ -
30 - Edmonton-Decore	\$ 10,391	\$ 65,864	\$ 39,923	\$ 85,544	\$ 9,146	\$ 1,589	\$ 19,898
AP Brent Tyson	\$ 4,906	\$ -	\$ -	\$ 4,906	\$ -	\$ -	\$ -
LIB Don Slater	\$ -	\$ 867	\$ -	\$ 367	\$ 500	\$ -	\$ -
NDP Sharif Haji	\$ -	\$ 42,523	\$ 5,372	\$ 46,478	\$ 1,179	\$ 239	\$ -
UCP Sayid Ahmed	\$ 5,485	\$ 21,974	\$ 34,551	\$ 33,794	\$ 6,968	\$ 1,350	\$ 19,898
WLC Darryl Morin	\$ -	\$ 500	\$ -	\$ -	\$ 500	\$ -	\$ -
31 - Edmonton-Ellerslie	\$ 32,700	\$ 42,706	\$ 23,500	\$ 82,510	\$ 5,198	\$ 10,939	\$ 258
NDP Rodrigo Loyola	\$ -	\$ 41,906	\$ 23,500	\$ 50,662	\$ 4,198	\$ 10,545	\$ -
UCP Ranjit Bath	\$ 32,700	\$ 300	\$ -	\$ 31,848	\$ 500	\$ 394	\$ 258
WLC Angela Stretch	\$ -	\$ 500	\$ -	\$ -	\$ 500	\$ -	\$ -
32 - Edmonton-Glenora	\$ 14,789	\$ 50,327	\$ 23,233	\$ 64,427	\$ 10,395	\$ 13,527	\$ -
GPA Julian Schulz	\$ 225	\$ 500	\$ -	\$ 225	\$ 500	\$ -	\$ -
NDP Sarah Hoffman	\$ -	\$ 33,612	\$ 17,633	\$ 39,339	\$ 4,082	\$ 7,824	\$ -
SM David Bohonos	\$ 8,424	\$ 500	\$ -	\$ 8,424	\$ 500	\$ -	\$ -
UCP Melissa Crane	\$ 6,140	\$ 15,215	\$ 5,600	\$ 16,439	\$ 4,813	\$ 5,703	\$ -
WLC Jennifer Garn	\$ -	\$ 500	\$ -	\$ -	\$ 500	\$ -	\$ -
33 - Edmonton-Gold Bar	\$ 18,734	\$ 49,544	\$ 46,313	\$ 75,106	\$ 6,896	\$ 22,778	\$ 9,811
GPA Ernestina Malheiro	\$ -	\$ -	\$ 500	\$ -	\$ 500	\$ -	\$ -
IND Graham Lettner	\$ 3,494	\$ 721	\$ -	\$ 3,715	\$ 500	\$ -	\$ -
NDP Marlin Schmidt	\$ -	\$ 41,926	\$ 27,500	\$ 44,577	\$ 4,896	\$ 19,953	\$ -
UCP Miles Berry	\$ 15,240	\$ 6,397	\$ 18,313	\$ 26,814	\$ 500	\$ 2,825	\$ 9,811
WLC Logan McLay	\$ -	\$ 500	\$ -	\$ -	\$ 500	\$ -	\$ -
34 - Edmonton Highlands-Norwood	\$ 5,100	\$ 29,897	\$ 15,709	\$ 42,226	\$ 2,356	\$ 6,123	\$ -
CP-A Naomi Rankin	\$ -	\$ 500	\$ -	\$ -	\$ 500	\$ -	\$ -
GPA Kristine Kowalchuk	\$ -	\$ 500	\$ -	\$ -	\$ 500	\$ -	\$ -
NDP Janis Irwin	\$ -	\$ 28,897	\$ 10,500	\$ 32,817	\$ 1,356	\$ 5,223	\$ -
UCP Nicholas Kalynchuk	\$ 5,100	\$ -	\$ 5,209	\$ 9,409	\$ -	\$ 900	\$ -

* *withdrew*

** *unendorsed*

Electoral Division	Revenues			Expenses			Surplus (Deficit)
	Contributions	Other	Transfers Received	Election	Other	Transfers Issued	
35 - Edmonton-Manning	\$ 4,379	\$ 57,915	\$ 23,792	\$ 68,705	\$ 2,794	\$ 14,588	\$ -
GPA Derek Thompson	\$ -	\$ -	\$ 500	\$ -	\$ 500	\$ -	\$ -
LIB Jean Kijuli	\$ 829	\$ 684	\$ -	\$ 1,013	\$ 500	\$ -	\$ -
NDP Heather Sweet	\$ -	\$ 41,850	\$ 21,666	\$ 48,447	\$ 794	\$ 14,276	\$ -
UCP Alberto Mazzocca	\$ 3,550	\$ 14,881	\$ 1,627	\$ 19,245	\$ 500	\$ 313	\$ -
WLC Tyson Morin	\$ -	\$ 500	\$ -	\$ -	\$ 500	\$ -	\$ -
36 - Edmonton-McClung	\$ 20,996	\$ 59,085	\$ 40,579	\$ 79,459	\$ 3,013	\$ 28,881	\$ 9,306
GPA Terrence Syvenky	\$ -	\$ -	\$ 500	\$ -	\$ 500	\$ -	\$ -
IND Andrew J. Lineker	\$ 13,201	\$ 500	\$ -	\$ 13,201	\$ 500	\$ -	\$ -
NDP Lorne Dach	\$ -	\$ 38,025	\$ 40,079	\$ 48,354	\$ 1,013	\$ 28,737	\$ -
UCP Daniel Heikkinen	\$ 7,795	\$ 20,060	\$ -	\$ 17,904	\$ 500	\$ 144	\$ 9,306
WLC Hanna Hokanson	\$ -	\$ 500	\$ -	\$ -	\$ 500	\$ -	\$ -
37 - Edmonton-Meadows	\$ 44,250	\$ 42,641	\$ 22,000	\$ 93,392	\$ 6,137	\$ 6,208	\$ 3,155
CP-A Corinne Benson	\$ -	\$ 500	\$ -	\$ -	\$ 500	\$ -	\$ -
GPA Christopher Khan	\$ -	\$ -	\$ 500	\$ -	\$ 500	\$ -	\$ -
NDP Jasvir Deol	\$ -	\$ 41,141	\$ 19,500	\$ 50,296	\$ 4,137	\$ 6,208	\$ -
UCP Amritpal Singh Matharu	\$ 44,250	\$ 500	\$ 2,000	\$ 43,095	\$ 500	\$ -	\$ 3,155
WLC Klaas Werkema	\$ -	\$ 500	\$ -	\$ -	\$ 500	\$ -	\$ -
38 - Edmonton-Mill Woods	\$ 34,140	\$ 52,629	\$ 25,500	\$ 93,414	\$ 5,982	\$ 12,565	\$ 308
LIB Abdikarim Bakal	\$ -	\$ 684	\$ -	\$ 184	\$ 500	\$ -	\$ -
NDP Christina Gray	\$ -	\$ 42,445	\$ 25,500	\$ 50,398	\$ 4,982	\$ 12,565	\$ -
UCP Ramandeep Athwal	\$ 34,140	\$ 9,000	\$ -	\$ 42,832	\$ -	\$ -	\$ 308
WLC Lisa Leaman	\$ -	\$ 500	\$ -	\$ -	\$ 500	\$ -	\$ -
39 - Edmonton-North West	\$ 15,693	\$ 43,039	\$ 15,495	\$ 52,199	\$ 21,624	\$ 404	\$ -
GPA Tyler Beulac	\$ -	\$ -	\$ 500	\$ -	\$ 500	\$ -	\$ -
NDP David Eggen	\$ -	\$ 38,118	\$ 10,985	\$ 48,199	\$ 500	\$ 404	\$ -
UCP Ali Haymour	\$ 15,693	\$ 4,420	\$ 4,011	\$ 4,000	\$ 20,124	\$ -	\$ -
WLC Russell Gwozdz	\$ -	\$ 500	\$ -	\$ -	\$ 500	\$ -	\$ -
40 - Edmonton-Riverview	\$ 42,280	\$ 49,950	\$ 71,094	\$ 76,550	\$ 24,999	\$ 61,775	\$ -
GPA Robin George	\$ -	\$ -	\$ 500	\$ -	\$ 500	\$ -	\$ -
LIB Eric Champagne	\$ -	\$ 500	\$ -	\$ -	\$ 500	\$ -	\$ -
NDP Lori Sigurdson	\$ -	\$ 40,782	\$ 47,792	\$ 43,215	\$ 5,350	\$ 40,008	\$ -
UCP Terence Vankka	\$ 42,280	\$ 8,168	\$ 22,802	\$ 33,335	\$ 18,149	\$ 21,767	\$ -
WLC Joanne Gwozdz	\$ -	\$ 500	\$ -	\$ -	\$ 500	\$ -	\$ -

* withdrew

** unendorsed

Electoral Division	Revenues			Expenses			Surplus (Deficit)
	Contributions	Other	Transfers Received	Election	Other	Transfers Issued	
41 - Edmonton-Rutherford	\$ 15,360	\$ 46,197	\$ 41,945	\$ 95,239	\$ 5,684	\$ 1,568	\$ 1,012
GPA Jordan Wilkie	\$ 6,050	\$ -	\$ 336	\$ 5,374	\$ -	\$ -	\$ 1,012
NDP Jodi Calahoo Stonehouse	\$ -	\$ 45,697	\$ 7,500	\$ 47,453	\$ 4,684	\$ 1,060	\$ -
UCP Laine Larson	\$ 9,310	\$ -	\$ 34,109	\$ 42,411	\$ 500	\$ 507	\$ -
WLC Rachelle Gwozdz	\$ -	\$ 500	\$ -	\$ -	\$ 500	\$ -	\$ -
42 - Edmonton-South	\$ 10,720	\$ 55,790	\$ 75,992	\$ 102,461	\$ 8,043	\$ 31,999	\$ -
GPA Chryssy Beckmann	\$ -	\$ -	\$ 500	\$ -	\$ 500	\$ -	\$ -
NDP Rhiannon Hoyle	\$ -	\$ 41,348	\$ 22,092	\$ 50,298	\$ 5,559	\$ 7,583	\$ -
UCP Joseph Angeles	\$ 10,720	\$ 13,943	\$ 52,900	\$ 52,163	\$ 983	\$ 24,416	\$ -
UCP Olatunde Obasan*	\$ -	\$ -	\$ 500	\$ -	\$ 500	\$ -	\$ -
WLC Arnaud Couleard	\$ -	\$ 500	\$ -	\$ -	\$ 500	\$ -	\$ -
43 - Edmonton-South West	\$ 51,822	\$ 70,859	\$ 69,263	\$ 101,919	\$ 8,512	\$ 5,851	\$ 75,661
GPA Jeff Cullihall	\$ -	\$ -	\$ 500	\$ -	\$ 500	\$ -	\$ -
NDP Nathan Ip	\$ -	\$ 41,677	\$ 13,263	\$ 49,846	\$ 4,243	\$ 851	\$ -
UCP Kaycee Madu	\$ 51,822	\$ 28,681	\$ 55,500	\$ 52,074	\$ 3,268	\$ 5,000	\$ 75,661
WLC Barbara Orr	\$ -	\$ 500	\$ -	\$ -	\$ 500	\$ -	\$ -
44 - Edmonton Strathcona	\$ 2,983	\$ 50,201	\$ 47,250	\$ 57,079	\$ 8,361	\$ 34,993	\$ -
BPA Andrew Jacobson	\$ -	\$ -	\$ -	\$ -	\$ -	\$ -	\$ -
GPA Robert Gooding- Townsend	\$ -	\$ -	\$ 500	\$ -	\$ 500	\$ -	\$ -
NDP Rachel Notley	\$ -	\$ 46,981	\$ 43,000	\$ 49,127	\$ 6,361	\$ 34,493	\$ -
SM Carrie MacNeill	\$ -	\$ 500	\$ -	\$ -	\$ 500	\$ -	\$ -
UCP Emad El-Zein	\$ 2,983	\$ 2,220	\$ 3,750	\$ 7,953	\$ 500	\$ 500	\$ -
WLC Robert Nielsen	\$ -	\$ 500	\$ -	\$ -	\$ 500	\$ -	\$ -
45 - Edmonton-West Henday	\$ 23,050	\$ 48,834	\$ 27,938	\$ 72,863	\$ 7,038	\$ 19,921	\$ -
GPA Kristina Howard	\$ -	\$ -	\$ 500	\$ -	\$ 500	\$ -	\$ -
LIB Dan Bildhauer	\$ -	\$ 2,328	\$ -	\$ 1,828	\$ 500	\$ -	\$ -
NDP Brooks Arcand- Paul	\$ -	\$ 42,006	\$ 25,501	\$ 46,141	\$ 1,538	\$ 19,827	\$ -
UCP Veaceslav Cravenco	\$ 23,050	\$ 4,000	\$ 1,937	\$ 24,893	\$ 4,000	\$ 94	\$ -
WLC Paul Brake	\$ -	\$ 500	\$ -	\$ -	\$ 500	\$ -	\$ -

* withdrew

** unendorsed

Electoral Division	Revenues			Expenses			Surplus (Deficit)
	Contributions	Other	Transfers Received	Election	Other	Transfers Issued	
46 - Edmonton-Whitemud	\$ 37,965	\$ 53,658	\$ 40,380	\$ 93,537	\$ 14,772	\$ 16,338	\$ 7,356
GPA Cheri Hawley	\$ -	\$ -	\$ 500	\$ -	\$ 500	\$ -	\$ -
LIB Donna Wilson	\$ 750	\$ 3,866	\$ -	\$ 4,116	\$ 500	\$ -	\$ -
NDP Rakhi Pancholi	\$ -	\$ 38,181	\$ 15,880	\$ 50,657	\$ 2,162	\$ 1,338	\$ (96)
UCP Raj Sherman	\$ 37,215	\$ 11,110	\$ 24,000	\$ 38,763	\$ 11,110	\$ 15,000	\$ 7,452
WLC Patricia Hozack	\$ -	\$ 500	\$ -	\$ -	\$ 500	\$ -	\$ -
47 - Airdrie-Cochrane	\$ 19,415	\$ 47,859	\$ 42,726	\$ 75,575	\$ 2,675	\$ 8,800	\$ 22,950
GPA Michelle Overwater Giles	\$ -	\$ -	\$ 500	\$ -	\$ 500	\$ -	\$ -
NDP Shaun Fluker	\$ -	\$ 17,642	\$ 17,526	\$ 31,511	\$ 675	\$ 2,981	\$ -
SM Michael Andrusco	\$ 3,290	\$ 501	\$ -	\$ 3,291	\$ 500	\$ -	\$ -
UCP Peter Guthrie	\$ 16,125	\$ 29,217	\$ 24,700	\$ 40,773	\$ 500	\$ 5,819	\$ 22,950
WLC Ron Voss	\$ -	\$ 500	\$ -	\$ -	\$ 500	\$ -	\$ -
48 - Airdrie-East	\$ 7,665	\$ 14,763	\$ 52,001	\$ 59,560	\$ 4,618	\$ 10,251	\$ -
GPA Michael Jacobsen	\$ -	\$ 500	\$ -	\$ -	\$ 500	\$ -	\$ -
NDP Daniel Nelles	\$ -	\$ 9,508	\$ 8,501	\$ 17,113	\$ 618	\$ 278	\$ -
SM Stanislaw Andryszewicz	\$ -	\$ 500	\$ -	\$ -	\$ 500	\$ -	\$ -
UCP Angela Pitt	\$ 7,665	\$ 3,755	\$ 43,500	\$ 42,447	\$ 2,500	\$ 9,973	\$ -
WLC Taras Melysh	\$ -	\$ 500	\$ -	\$ -	\$ 500	\$ -	\$ -
49 - Athabasca-Barrhead Westlock	\$ 3,925	\$ 16,795	\$ 75,490	\$ 53,342	\$ 11,251	\$ 31,116	\$ 500
NDP Landen Tischer	\$ -	\$ 16,270	\$ 18,084	\$ 25,143	\$ 2,409	\$ 6,802	\$ -
UCP Glenn Van Dijken	\$ 3,925	\$ 525	\$ 57,406	\$ 28,200	\$ 8,842	\$ 24,314	\$ 500
50 - Banff-Kananaskis	\$ 23,169	\$ 38,587	\$ 69,626	\$ 88,781	\$ 14,162	\$ 211	\$ 28,228
GPA Regan Boychuk	\$ -	\$ -	\$ 500	\$ -	\$ 500	\$ -	\$ -
NDP Sarah Elmeligi	\$ -	\$ 37,587	\$ 15,526	\$ 49,909	\$ 2,992	\$ 211	\$ -
SM Kyle Jubb	\$ 2,609	\$ 500	\$ -	\$ 2,609	\$ 500	\$ -	\$ -
UCP Miranda Rosin	\$ 20,560	\$ -	\$ 53,600	\$ 36,262	\$ 9,669	\$ -	\$ 28,228
WLC Clayton Orr	\$ -	\$ 500	\$ -	\$ -	\$ 500	\$ -	\$ -
51 - Bonnyville-Cold Lake- St. Paul	\$ 12,225	\$ 20,698	\$ 36,001	\$ 55,838	\$ 1,545	\$ 34	\$ 11,507
AP Glenn Andersen	\$ -	\$ -	\$ 500	\$ -	\$ 500	\$ -	\$ -
NDP Caitlyn Blake	\$ -	\$ 13,701	\$ 5,501	\$ 18,214	\$ 955	\$ 34	\$ -
UCP Scott Cyr	\$ 12,225	\$ 6,996	\$ 30,000	\$ 37,624	\$ 90	\$ -	\$ 11,507

* withdrew

** unendorsed

Electoral Division	Revenues			Expenses			Surplus (Deficit)
	Contributions	Other	Transfers Received	Election	Other	Transfers Issued	
52 - Brooks-Medicine Hat	\$ 21,484	\$ 26,720	\$ 70,923	\$ 79,314	\$ 9,290	\$ 861	\$ 29,661
AP Barry Morishita	\$ 500	\$ 500	\$ 4,941	\$ 4,719	\$ 500	\$ -	\$ 722
NDP Gwendoline Dirk	\$ -	\$ 25,699	\$ 5,500	\$ 27,451	\$ 2,887	\$ 861	\$ -
UCP Danielle Smith	\$ 20,984	\$ 521	\$ 60,481	\$ 47,144	\$ 5,903	\$ -	\$ 28,939
53 - Camrose	\$ 48,150	\$ 33,266	\$ 75,898	\$ 118,766	\$ 3,088	\$ 22,442	\$ 13,019
IND Bob Blayone	\$ 39,775	\$ 22,920	\$ -	\$ 48,839	\$ 836	\$ -	\$ 13,019
NDP Richard Bruneau	\$ -	\$ 9,339	\$ 21,525	\$ 28,887	\$ 1,252	\$ 726	\$ -
UCP Jackie Lovely	\$ 8,375	\$ 508	\$ 54,373	\$ 41,040	\$ 500	\$ 21,716	\$ -
WLC Pamela Henson	\$ -	\$ 500	\$ -	\$ -	\$ 500	\$ -	\$ -
54 - Cardston-Siksika	\$ 19,848	\$ 7,947	\$ 64,106	\$ 61,091	\$ 12,752	\$ 18,059	\$ -
IND Angela Tabak	\$ 15,391	\$ 840	\$ -	\$ 15,731	\$ 500	\$ -	\$ -
NDP Colleen Quintal	\$ -	\$ 5,105	\$ 500	\$ 5,105	\$ 500	\$ -	\$ -
SM Pär Wantenaar	\$ 1,064	\$ 500	\$ -	\$ 1,064	\$ 500	\$ -	\$ -
TIP Terry Wolsey	\$ 419	\$ 500	\$ 2,886	\$ 3,263	\$ 542	\$ -	\$ -
UCP Joseph Schow	\$ 2,975	\$ 502	\$ 60,720	\$ 35,928	\$ 10,210	\$ 18,059	\$ -
WLC Bradley Orr	\$ -	\$ 500	\$ -	\$ -	\$ 500	\$ -	\$ -
55 - Central Peace-Notley	\$ 19,512	\$ 20,619	\$ 32,501	\$ 53,943	\$ 5,207	\$ 532	\$ 12,950
AP Lynn Lekisch	\$ -	\$ 500	\$ -	\$ -	\$ 500	\$ -	\$ -
NDP Megan Ciurysek	\$ -	\$ 7,112	\$ 6,501	\$ 10,375	\$ 2,707	\$ 532	\$ -
SM Nancy O'Neill	\$ -	\$ 500	\$ -	\$ -	\$ 500	\$ -	\$ -
TIP Rodney Bowen	\$ 2,477	\$ 840	\$ 3,000	\$ 5,817	\$ 500	\$ -	\$ -
UCP Todd Loewen	\$ 17,035	\$ 11,166	\$ 23,000	\$ 37,752	\$ 500	\$ -	\$ 12,950
WLC Brandon Ralph	\$ -	\$ 500	\$ -	\$ -	\$ 500	\$ -	\$ -
56 - Chestermere Strathmore	\$ 8,488	\$ 28,625	\$ 68,501	\$ 59,620	\$ 13,750	\$ 10,690	\$ 21,553
IND Terry Nicholls	\$ -	\$ 900	\$ -	\$ 400	\$ 500	\$ -	\$ -
NDP Raj Jessel	\$ -	\$ 11,244	\$ 5,501	\$ 13,150	\$ 2,905	\$ 690	\$ -
SM Jed Laboucane	\$ -	\$ 500	\$ -	\$ -	\$ 500	\$ -	\$ -
TIP Kerry Lambert	\$ 1,136	\$ 504	\$ 3,000	\$ 4,140	\$ 500	\$ -	\$ -
UCP Chantelle de Jonge	\$ 7,353	\$ 15,477	\$ 60,000	\$ 41,931	\$ 9,346	\$ 10,000	\$ 21,553
57 - Cypress-Medicine Hat	\$ 6,340	\$ 14,326	\$ 83,601	\$ 72,584	\$ 9,741	\$ 3,268	\$ 18,675
NDP Cathy Hogg	\$ -	\$ 13,326	\$ 30,500	\$ 35,138	\$ 5,420	\$ 3,268	\$ -
TIP Cody Both	\$ -	\$ 500	\$ -	\$ -	\$ 500	\$ -	\$ -
UCP Justin Wright	\$ 6,340	\$ -	\$ 53,101	\$ 37,446	\$ 3,321	\$ -	\$ 18,675
WLC Matthew Orr	\$ -	\$ 500	\$ -	\$ -	\$ 500	\$ -	\$ -

* *withdrew*

** *unendorsed*

Electoral Division	Revenues			Expenses			Surplus (Deficit)
	Contributions	Other	Transfers Received	Election	Other	Transfers Issued	
58 - Drayton Valley-Devon	\$ 18,645	\$ 10,628	\$ 56,230	\$ 54,317	\$ 17,694	\$ 1,822	\$ 11,670
APA Dale Withers	\$ 1,250	\$ 516	\$ -	\$ -	\$ 1,766	\$ -	\$ -
LIB Ronald Brochu	\$ -	\$ -	\$ -	\$ -	\$ -	\$ -	\$ -
NDP Harry Singh	\$ -	\$ 8,171	\$ 3,500	\$ 9,299	\$ 550	\$ 1,822	\$ -
SM Marie Tookey	\$ -	\$ 500	\$ -	\$ -	\$ 500	\$ -	\$ -
UCP Andrei Boitchenko	\$ 5,045	\$ 1,441	\$ 52,730	\$ 45,018	\$ 132	\$ -	\$ 14,066
WLC Jonathan Hokanson	\$ 12,350	\$ -	\$ -	\$ -	\$ 14,746	\$ -	\$ (2,396)
59 - Drumheller-Stettler	\$ 20,316	\$ 24,402	\$ 58,601	\$ 44,293	\$ 6,605	\$ 12,688	\$ 39,733
NDP Juliet Franklin	\$ -	\$ 7,885	\$ 5,601	\$ 8,635	\$ 831	\$ 4,020	\$ -
SM Carolina Evers	\$ -	\$ 500	\$ -	\$ -	\$ 500	\$ -	\$ -
TIP Shannon Packham	\$ 1,942	\$ -	\$ 3,000	\$ -	\$ 4,274	\$ 668	\$ -
UCP Nathan Horner	\$ 18,374	\$ 15,517	\$ 50,000	\$ 35,658	\$ 500	\$ 8,000	\$ 39,733
WLC Hannah Viens	\$ -	\$ 500	\$ -	\$ -	\$ 500	\$ -	\$ -
60 - Fort McMurray-Lac La Biche	\$ 12,125	\$ 8,415	\$ 11,000	\$ 15,527	\$ 10,193	\$ 3,715	\$ 2,105
IND Kevin Johnston	\$ -	\$ 500	\$ -	\$ 945	\$ 500	\$ -	\$ (945)
NDP Calan Hobbs	\$ -	\$ 3,700	\$ 500	\$ 3,700	\$ 500	\$ -	\$ -
UCP Brian Jean	\$ 12,125	\$ 3,715	\$ 10,500	\$ 10,882	\$ 8,693	\$ 3,715	\$ 3,050
WLC Kyle Melin	\$ -	\$ 500	\$ -	\$ -	\$ 500	\$ -	\$ -
61 - Fort McMurray-Wood Buffalo	\$ 57,157	\$ 7,461	\$ 10,986	\$ 44,676	\$ 28,908	\$ 1,360	\$ 660
AP Brad Friesen	\$ 5,895	\$ -	\$ 500	\$ 5,894	\$ 500	\$ -	\$ 1
IND Funky Banjoko	\$ 16,920	\$ -	\$ -	\$ -	\$ 16,883	\$ -	\$ 37
IND Zulkifl Mujahid	\$ 10,025	\$ -	\$ -	\$ -	\$ 10,025	\$ -	\$ -
NDP Tanika Chaisson	\$ -	\$ 5,101	\$ 500	\$ 5,101	\$ 500	\$ -	\$ -
UCP Zulkifl Mujahid**	\$ -	\$ 500	\$ 9,986	\$ -	\$ 500	\$ -	\$ -
UCP Tany Yao	\$ 24,316	\$ 1,360	\$ -	\$ 33,680	\$ -	\$ 1,360	\$ 622
WLC Chris Proskow	\$ -	\$ 500	\$ -	\$ -	\$ 500	\$ -	\$ -
62 - Fort Saskatchewan Vegreville	\$ 32,466	\$ 55,517	\$ 26,500	\$ 103,982	\$ 9,214	\$ 1,287	\$ -
APA Kelly Zeleny	\$ -	\$ -	\$ -	\$ -	\$ -	\$ -	\$ -
IND Kathy Flett	\$ 9,101	\$ 1,350	\$ -	\$ 9,951	\$ 500	\$ -	\$ -
NDP Taneen Rudyk	\$ -	\$ 40,530	\$ 10,500	\$ 48,179	\$ 2,101	\$ 750	\$ -
SM Margaret MacKay	\$ -	\$ 500	\$ -	\$ -	\$ 500	\$ -	\$ -
UCP Jackie Armstrong-Homeniuk	\$ 23,365	\$ 13,137	\$ 16,000	\$ 45,852	\$ 6,113	\$ 537	\$ -

* withdrew

** unendorsed

Electoral Division	Revenues			Expenses			Surplus (Deficit)
	Contributions	Other	Transfers Received	Election	Other	Transfers Issued	
63 - Grande Prairie	\$ 37,687	\$ 18,725	\$ 49,703	\$ 66,962	\$ 2,001	\$ 37,153	\$ -
AP Preston Mildenberger	\$ 300	\$ -	\$ 500	\$ 265	\$ 500	\$ 35	\$ -
GPA Shane Diederich	\$ -	\$ -	\$ -	\$ -	\$ -	\$ -	\$ -
NDP Kevin McLean	\$ -	\$ 17,725	\$ 15,501	\$ 27,561	\$ 501	\$ 5,164	\$ -
TIP David Braun	\$ 2,402	\$ 500	\$ 2,399	\$ 4,802	\$ 500	\$ -	\$ -
UCP Nolan Dyck	\$ 34,985	\$ -	\$ 31,303	\$ 34,334	\$ -	\$ 31,953	\$ -
WLC Chance Brayford	\$ -	\$ 500	\$ -	\$ -	\$ 500	\$ -	\$ -
64 - Grande Prairie-Wapiti	\$ 54,310	\$ 15,117	\$ 45,981	\$ 60,293	\$ 5,497	\$ 11,000	\$ 38,618
NDP Dustin Archibald	\$ -	\$ 11,901	\$ 500	\$ 11,501	\$ 900	\$ -	\$ -
TIP Brooklyn Biegel	\$ 7,480	\$ 2,201	\$ 3,481	\$ 11,662	\$ 500	\$ 1,000	\$ -
UCP Ronald Wiebe	\$ 46,830	\$ 515	\$ 42,000	\$ 37,130	\$ 3,597	\$ 10,000	\$ 38,618
WLC Grace Stretch	\$ -	\$ 500	\$ -	\$ -	\$ 500	\$ -	\$ -
65 - Highwood	\$ 17,062	\$ 19,807	\$ 51,350	\$ 43,094	\$ 8,474	\$ 36,675	\$ (24)
NDP Jessica Hallam	\$ -	\$ 11,683	\$ 11,500	\$ 15,962	\$ 4,093	\$ 3,128	\$ -
SM Marta Kazmierska	\$ -	\$ 500	\$ -	\$ -	\$ 500	\$ -	\$ -
UCP Richard Sigurdson	\$ 17,062	\$ 7,125	\$ 39,000	\$ 26,258	\$ 3,381	\$ 33,547	\$ -
WIPA Mike Lorusso	\$ -	\$ -	\$ 850	\$ 874	\$ -	\$ -	\$ (24)
WLC Shawn Rooney*	\$ -	\$ 500	\$ -	\$ -	\$ 500	\$ -	\$ -
66 - Innisfail-Sylvan Lake	\$ 15,569	\$ 164,403	\$ 62,684	\$ 108,471	\$ 13,473	\$ 15,899	\$ 104,813
NDP Jason Heistad	\$ -	\$ 30,820	\$ 24,734	\$ 47,578	\$ 3,317	\$ 4,659	\$ -
REF Randy Thorsteinson	\$ -	\$ 500	\$ -	\$ 500	\$ -	\$ -	\$ -
SM Brandon Pringle	\$ 1,779	\$ 500	\$ -	\$ 1,779	\$ 500	\$ -	\$ -
TIP David Reid	\$ 2,850	\$ 1,267	\$ 1,950	\$ 4,327	\$ 500	\$ 1,240	\$ -
UCP Devin Dreeshen	\$ 8,100	\$ 130,816	\$ 36,000	\$ 51,447	\$ 8,656	\$ 10,000	\$ 104,813
WIPA Jeevan Mangat	\$ 2,840	\$ -	\$ -	\$ 2,840	\$ -	\$ -	\$ -
WLC Christopher Flickinger	\$ -	\$ 500	\$ -	\$ -	\$ 500	\$ -	\$ -
67 - Lac Ste. Anne Parkland	\$ 15,192	\$ 30,998	\$ 71,500	\$ 85,301	\$ 15,928	\$ 2,312	\$ 14,149
AP Janet Jabush	\$ 2,330	\$ 500	\$ -	\$ -	\$ 2,830	\$ -	\$ -
APA Marilyn Burns	\$ 3,609	\$ 500	\$ -	\$ -	\$ 4,109	\$ -	\$ -
GPA Vanessa Diehl	\$ -	\$ -	\$ 500	\$ -	\$ 500	\$ -	\$ -
NDP Oneil Carlier	\$ 363	\$ 23,075	\$ 18,000	\$ 32,976	\$ 6,150	\$ 2,312	\$ -
UCP Shane Getson	\$ 8,890	\$ 6,423	\$ 53,000	\$ 52,325	\$ 1,839	\$ -	\$ 14,149
WLC Kennedy Orr	\$ -	\$ 500	\$ -	\$ -	\$ 500	\$ -	\$ -

* withdrew

** unendorsed

Electoral Division	Revenues			Expenses			Surplus (Deficit)
	Contributions	Other	Transfers Received	Election	Other	Transfers Issued	
68 - Lacombe-Ponoka	\$ 14,678	\$ 33,779	\$ 53,677	\$ 56,977	\$ 7,333	\$ 5,518	\$ 32,306
AP Myles Chykerda	\$ 413	\$ 4,134	\$ 900	\$ 4,818	\$ 628	\$ -	\$ -
GPA Taylor Lowery	\$ -	\$ -	\$ 500	\$ -	\$ 500	\$ -	\$ -
NDP David Dale	\$ -	\$ 14,481	\$ 15,000	\$ 20,801	\$ 3,163	\$ 5,518	\$ -
SM Nathan Leslie	\$ 1,009	\$ 500	\$ -	\$ 1,009	\$ 500	\$ -	\$ -
UCP Jennifer Johnson	\$ 9,304	\$ 14,119	\$ 37,277	\$ 26,546	\$ 1,848	\$ -	\$ 32,305
WLC Daniel Jefferies	\$ 3,953	\$ 545	\$ -	\$ 3,803	\$ 695	\$ -	\$ 1
69 - Leduc-Beaumont	\$ 16,682	\$ 50,236	\$ 28,851	\$ 84,443	\$ 7,718	\$ 4,123	\$ (515)
IND Kirk Cayer	\$ 418	\$ 500	\$ -	\$ 418	\$ 500	\$ -	\$ -
NDP Cameron Heenan	\$ 340	\$ 34,896	\$ 25,851	\$ 53,217	\$ 5,218	\$ 2,651	\$ -
SM Guillermo Kaufmann	\$ 389	\$ 500	\$ -	\$ 389	\$ 500	\$ -	\$ -
TIP Sharon MacIise	\$ 1,700	\$ 500	\$ 3,000	\$ 3,229	\$ 500	\$ 1,471	\$ -
UCP Brandon Lundy	\$ 13,835	\$ 13,340	\$ -	\$ 27,190	\$ 500	\$ -	\$ (515)
WLC Leslie Jefferies	\$ -	\$ 500	\$ -	\$ -	\$ 500	\$ -	\$ -
70 - Lesser Slave Lake	\$ 24,598	\$ 53,340	\$ 63,626	\$ 103,281	\$ 21,730	\$ 16,553	\$ -
IND Nancy O'Neill*	\$ -	\$ 500	\$ -	\$ -	\$ 500	\$ -	\$ -
NDP Danielle Larivee	\$ 235	\$ 39,873	\$ 29,626	\$ 50,100	\$ 3,396	\$ 16,238	\$ -
SM Bertrand Seatter	\$ 608	\$ 500	\$ -	\$ 608	\$ 500	\$ -	\$ -
UCP Scott Sinclair	\$ 23,755	\$ 11,967	\$ 34,000	\$ 52,573	\$ 16,833	\$ 315	\$ -
WLC William Tufts	\$ -	\$ 500	\$ -	\$ -	\$ 500	\$ -	\$ -
71 - Lethbridge-East	\$ 11,897	\$ 60,411	\$ 62,701	\$ 93,063	\$ 3,784	\$ 1,782	\$ 36,379
LIB Helen Mcmenamin	\$ -	\$ 500	\$ -	\$ -	\$ 500	\$ -	\$ -
NDP Robert Miyashiro	\$ -	\$ 33,832	\$ 13,001	\$ 42,444	\$ 2,607	\$ 1,782	\$ -
UCP Nathan Neudorf	\$ 11,897	\$ 26,079	\$ 49,700	\$ 50,619	\$ 677	\$ -	\$ 36,379
72 - Lethbridge-West	\$ 12,907	\$ 69,928	\$ 43,501	\$ 83,875	\$ 14,763	\$ 2,191	\$ 25,506
AP Braham Luddu	\$ -	\$ -	\$ 500	\$ -	\$ 500	\$ -	\$ -
LIB Patricia Chizek	\$ 160	\$ 500	\$ -	\$ 160	\$ 500	\$ -	\$ -
NDP Shannon Phillips	\$ -	\$ 34,804	\$ 13,001	\$ 42,939	\$ 2,674	\$ 2,191	\$ -
UCP Cheryl Seaborn	\$ 12,747	\$ 34,624	\$ 30,000	\$ 40,776	\$ 11,089	\$ -	\$ 25,506

* *withdrew*

** *unendorsed*

Electoral Division	Revenues			Expenses			Surplus (Deficit)
	Contributions	Other	Transfers Received	Election	Other	Transfers Issued	
73 - Livingstone-Macleod	\$ 45,365	\$ 40,058	\$ 44,500	\$ 89,140	\$ 24,737	\$ 511	\$ 15,536
AP Kevin Todd	\$ -	\$ 18,473	\$ -	\$ 7,179	\$ 11,293	\$ -	\$ -
IND Erik Abildgaard	\$ -	\$ -	\$ -	\$ -	\$ -	\$ -	\$ -
LIB Dylin Hauser	\$ 650	\$ 731	\$ -	\$ 881	\$ 500	\$ -	\$ -
NDP Kevin Van Tighem	\$ -	\$ 19,403	\$ 20,500	\$ 28,322	\$ 11,070	\$ 511	\$ -
TIP Corrie Toone	\$ 1,920	\$ -	\$ 2,000	\$ 1,764	\$ 1,373	\$ -	\$ 783
UCP Chelsae Petrovic	\$ 42,795	\$ 1,452	\$ 22,000	\$ 50,994	\$ 500	\$ -	\$ 14,752
74 - Maskwacis Wetaskiwin	\$ 22,354	\$ 20,147	\$ 65,390	\$ 71,819	\$ 5,699	\$ 2,614	\$ 27,759
GPA Justin Fuss	\$ -	\$ -	\$ 500	\$ -	\$ 500	\$ -	\$ -
IND Marie Rittenhouse	\$ 11,685	\$ 0	\$ -	\$ 9,611	\$ -	\$ -	\$ 2,074
NDP Katherine Swampy	\$ -	\$ 11,554	\$ 21,950	\$ 29,791	\$ 1,099	\$ 2,614	\$ -
SM Suzanne Jubb	\$ 2,719	\$ 500	\$ -	\$ 2,719	\$ 500	\$ -	\$ -
UCP Richard Wilson	\$ 7,950	\$ 7,593	\$ 42,940	\$ 29,698	\$ 3,100	\$ -	\$ 25,685
WLC Buffy Ramshaw	\$ -	\$ 500	\$ -	\$ -	\$ 500	\$ -	\$ -
75 - Morinville-St. Albert	\$ 15,145	\$ 58,315	\$ 49,500	\$ 99,730	\$ 8,629	\$ 14,601	\$ -
AP Wayne Rufiange	\$ -	\$ -	\$ 500	\$ -	\$ 500	\$ -	\$ -
GPA Kurt Klingbeil	\$ -	\$ -	\$ 500	\$ -	\$ 500	\$ -	\$ -
NDP Karen Shaw	\$ -	\$ 44,077	\$ 8,000	\$ 49,862	\$ 1,005	\$ 1,209	\$ -
UCP Dale Nally	\$ 15,145	\$ 14,238	\$ 40,500	\$ 49,868	\$ 6,625	\$ 13,391	\$ -
76 - Olds- Didsbury- Three Hills	\$ 17,526	\$ 10,896	\$ 69,684	\$ 61,664	\$ 8,255	\$ 6,000	\$ 22,186
NDP Cheryl Hunter Loewen	\$ -	\$ 5,079	\$ 10,500	\$ 7,695	\$ 1,815	\$ -	\$ 6,069
SM Mary Bridges	\$ -	\$ 500	\$ -	\$ -	\$ 500	\$ -	\$ -
TIP Katherine Kowalchuk	\$ 10,521	\$ 2,317	\$ 9,541	\$ 20,574	\$ 1,805	\$ -	\$ -
UCP Nathan Cooper	\$ 7,005	\$ 2,501	\$ 49,643	\$ 33,395	\$ 3,635	\$ 6,000	\$ 16,117
WLC Cameron Tatlock	\$ -	\$ 500	\$ -	\$ -	\$ 500	\$ -	\$ -
77 - Peace River	\$ 34,072	\$ 6,508	\$ 41,800	\$ 57,123	\$ 1,500	\$ 3,126	\$ 20,630
IND Conrad Nunweiler	\$ 8,918	\$ 1,464	\$ -	\$ 9,843	\$ 500	\$ -	\$ 38
NDP Liana Paiva	\$ -	\$ 4,544	\$ 8,460	\$ 10,958	\$ 500	\$ 960	\$ 585
TIP Sharon Noullett	\$ 1,669	\$ 500	\$ 3,340	\$ 4,004	\$ 500	\$ 1,005	\$ -
UCP Daniel Williams	\$ 23,485	\$ -	\$ 30,000	\$ 32,317	\$ -	\$ 1,161	\$ 20,007

* *withdraw*

** *unendorsed*

Electoral Division	Revenues			Expenses			Surplus (Deficit)
	Contributions	Other	Transfers Received	Election	Other	Transfers Issued	
78 - Red Deer-North	\$ 21,874	\$ 52,643	\$ 45,000	\$ 103,790	\$ 13,021	\$ 2,705	\$ -
GPA Heather Morigeau	\$ -	\$ -	\$ 500	\$ -	\$ 500	\$ -	\$ -
NDP Jaelene Tweedle	\$ -	\$ 38,542	\$ 14,000	\$ 48,807	\$ 3,395	\$ 340	\$ -
SM Kallie Dyck	\$ 545	\$ 500	\$ -	\$ 545	\$ 500	\$ -	\$ -
TIP Vicky Bayford	\$ 3,259	\$ 582	\$ 2,000	\$ 5,341	\$ 500	\$ -	\$ -
UCP Adriana LaGrange	\$ 18,070	\$ 12,519	\$ 28,500	\$ 49,098	\$ 7,626	\$ 2,365	\$ -
WLC Samantha McLay	\$ -	\$ 500	\$ -	\$ -	\$ 500	\$ -	\$ -
79 - Red Deer-South	\$ 6,645	\$ 48,402	\$ 71,000	\$ 95,365	\$ 11,538	\$ 2,989	\$ 16,155
GPA Ashley MacDonald	\$ -	\$ -	\$ 500	\$ -	\$ 500	\$ -	\$ -
NDP Michelle Baer	\$ -	\$ 39,652	\$ 20,500	\$ 50,275	\$ 6,888	\$ 2,989	\$ -
SM Pamela Liebenberg	\$ -	\$ 500	\$ -	\$ -	\$ 500	\$ -	\$ -
UCP Jason Stephan	\$ 6,645	\$ 7,750	\$ 50,000	\$ 45,090	\$ 3,150	\$ -	\$ 16,155
WLC Jesse Stretch	\$ -	\$ 500	\$ -	\$ -	\$ 500	\$ -	\$ -
80 - Rimbey-Rocky Mountain House Sundre	\$ 87,652	\$ 24,304	\$ 63,100	\$ 145,008	\$ 14,203	\$ 1,453	\$ 14,391
APA Carol Nordlund Kinsey	\$ 450	\$ 564	\$ -	\$ -	\$ 1,014	\$ -	\$ -
IND Timothy Hoven	\$ 71,042	\$ 1,682	\$ -	\$ 72,224	\$ 500	\$ -	\$ -
IND Fred Schwieger	\$ 4,402	\$ 500	\$ -	\$ 3,367	\$ 1,474	\$ -	\$ 61
NDP Vance Buchwald	\$ -	\$ 13,237	\$ 10,000	\$ 19,996	\$ 1,787	\$ 1,453	\$ -
UCP Jason Nixon	\$ 11,758	\$ 7,821	\$ 53,100	\$ 49,421	\$ 8,928	\$ -	\$ 14,330
WLC Tami Tatlock	\$ -	\$ 500	\$ -	\$ -	\$ 500	\$ -	\$ -
81 - Sherwood Park	\$ 14,133	\$ 64,235	\$ 84,070	\$ 109,172	\$ 8,451	\$ 44,416	\$ 399
AP Sue Timanson	\$ 6,115	\$ 20	\$ 4,870	\$ 10,425	\$ 500	\$ -	\$ 80
LIB Jacob Stacey	\$ 2,569	\$ 2,242	\$ 2,000	\$ 5,991	\$ 500	\$ -	\$ 319
NDP Kyle Kasawski	\$ -	\$ 43,874	\$ 20,500	\$ 47,233	\$ 1,304	\$ 15,836	\$ -
UCP Jordan Walker	\$ 5,450	\$ 17,600	\$ 56,700	\$ 45,523	\$ 5,646	\$ 28,580	\$ -
WLC Mark Johnson	\$ -	\$ 500	\$ -	\$ -	\$ 500	\$ -	\$ -
82 - Spruce Grove- Stony Plain	\$ 13,129	\$ 26,802	\$ 76,001	\$ 81,297	\$ 9,477	\$ 25,158	\$ -
GPA Daniel Birrell	\$ -	\$ -	\$ 500	\$ -	\$ 500	\$ -	\$ -
NDP Chantal McKenzie	\$ -	\$ 18,302	\$ 24,501	\$ 39,235	\$ 1,977	\$ 1,591	\$ -
SM Darlene Clarke	\$ 189	\$ 500	\$ -	\$ 189	\$ 500	\$ -	\$ -
UCP Searle Turton	\$ 12,940	\$ 8,000	\$ 51,000	\$ 41,873	\$ 6,500	\$ 23,566	\$ -
83 - St. Albert	\$ 5,940	\$ 43,640	\$ 60,500	\$ 100,477	\$ 5,977	\$ 152	\$ 3,473

*withdrew

**unendorsed

Electoral Division	Revenues			Expenses			Surplus (Deficit)
	Contributions	Other	Transfers Received	Election	Other	Transfers Issued	
GPA Cameron Jefferies	\$ -	\$ -	\$ 500	\$ -	\$ 500	\$ -	\$ -
NDP Marie Renaud	\$ -	\$ 42,640	\$ 8,000	\$ 49,653	\$ 979	\$ 8	\$ -
SM Carman Doan*	\$ -	\$ 500	\$ -	\$ -	\$ 500	\$ -	\$ -
UCP Angela Wood	\$ 5,940	\$ -	\$ 52,000	\$ 50,825	\$ 3,499	\$ 144	\$ 3,473
WLC Oniel Simon	\$ -	\$ 500	\$ -	\$ -	\$ 500	\$ -	\$ -
84 - Strathcona-Sherwood Park	\$ 36,759	\$ 64,728	\$ 57,800	\$ 88,658	\$ 5,909	\$ 14,337	\$ 50,383
IND Jody Balanko	\$ 1,534	\$ 500	\$ -	\$ 1,534	\$ 500	\$ -	\$ -
NDP Bill Tonita	\$ 385	\$ 42,969	\$ 7,800	\$ 45,128	\$ 1,689	\$ 4,337	\$ -
UCP Nate Glubish	\$ 34,840	\$ 21,259	\$ 50,000	\$ 41,996	\$ 3,720	\$ 10,000	\$ 50,383
85 - Taber-Warner	\$ 21,552	\$ 18,221	\$ 54,500	\$ 49,550	\$ 19,302	\$ 25,421	\$ -
GPA Joel Hunt	\$ -	\$ -	\$ 500	\$ -	\$ 500	\$ -	\$ -
NDP Jazminn Hintz	\$ -	\$ 7,397	\$ 500	\$ 7,196	\$ 701	\$ -	\$ -
SM Brent Ginther	\$ 550	\$ 500	\$ -	\$ -	\$ 500	\$ 550	\$ -
TIP Frank Kast	\$ -	\$ 500	\$ -	\$ -	\$ 500	\$ -	\$ -
UCP Grant Hunter	\$ 4,900	\$ 9,324	\$ 53,500	\$ 42,354	\$ 500	\$ 24,871	\$ -
WLC Paul Hinman	\$ 16,102	\$ 500	\$ -	\$ -	\$ 16,602	\$ -	\$ -
86 - Vermilion Lloydminster- Wainwright	\$ 39,946	\$ 14,987	\$ 26,500	\$ 56,173	\$ 2,000	\$ -	\$ 23,261
AP Darrell Dunn	\$ 5,004	\$ -	\$ 500	\$ 4,948	\$ 500	\$ -	\$ 56
GPA Tigra-Lee Campbell	\$ -	\$ -	\$ 500	\$ -	\$ 500	\$ -	\$ -
IND Matthew Powell	\$ 2,915	\$ -	\$ -	\$ 2,915	\$ -	\$ -	\$ -
NDP Dawn Flaata	\$ -	\$ 3,659	\$ 500	\$ 3,659	\$ 500	\$ -	\$ -
UCP Garth Rowswell	\$ 12,790	\$ 10,829	\$ 25,000	\$ 25,730	\$ -	\$ -	\$ 22,889
WLC Danny Hozack	\$ 19,237	\$ 500	\$ -	\$ 18,921	\$ 500	\$ -	\$ 316
87 - West Yellowhead	\$ 27,082	\$ 34,236	\$ 34,500	\$ 84,010	\$ 3,211	\$ 990	\$ 7,607
NDP Fred Kreiner	\$ 1,625	\$ 18,758	\$ 19,500	\$ 37,003	\$ 1,889	\$ 990	\$ -
UCP Martin Long	\$ 25,457	\$ 15,479	\$ 15,000	\$ 47,006	\$ 1,322	\$ -	\$ 7,607

* withdrew

** unendorsed

Appendix S: ETPA Weekly Reporting Summary

The table shows the reporting weeks for each ETPA for the 2023 Provincial General Election advertising period, and which weekly contribution reports were filed late. There was a total of 22 reporting weeks.

ETPA Name	Registration During Election Advertising Period		Reporting Weeks	Weeks Late
	Initial Registration	Deregistered		
Alberta Assembly of Independent Members (AAIM) <i>Both Initial Registration & Deregistration</i>	✓	✓	W6 – W15	W6
Alberta Chambers of Commerce		✓	W1 – W2	
Alberta Environmental Network Society (AEN)	✓		W20-W22	
Alberta Federation of Labour Inc.			ALL	
Alberta First Initiative			ALL	W5
Alberta Freedom Committee			ALL	
Alberta Proud			ALL	W11
Alberta Roadbuilders and Heavy Construction Association			ALL	
Canadian Association of Physicians for the Environment - Alberta Committee		✓	W1-W6	
Canadian Union of Public Employees - Alberta Division			ALL	W6
CUPE Local 3550		✓	W1-W13	
Drain the Swamp CANADA	✓		W16-W22	
Family Guy's Family Law Reform			ALL	W2
Health Sciences Association of Alberta			ALL	W21
National Police Federation			ALL	
Public Interest Alberta Society	✓		W5-W22	W10
Shaping Alberta's Future			ALL	
Students' Union, University of Calgary			ALL	
Take Back Alberta Society	✓		W18-W22	W22
The Buffalo Project	✓		W10-W22	W21 W22
United Nurses of Alberta	✓		ALL	
WEXIT USA			ALL	W4 W21 W22
www.StopTheNDP.info	✓		W19-W22	W22

Appendix T: ETPA Advertising Contributions

ETPA	Contributions			Count	Average
	Up to \$250	Over \$250	Total		
Alberta Assembly of Independent Members (AAIM)	\$ -	\$ -	\$ -	0	\$ -
Alberta Chambers of Commerce	\$ -	\$ -	\$ -	0	\$ -
Alberta Environmental Network Society (AEN)	\$ -	\$ 3,200	\$ 3,200	1	\$ 3,200
Alberta Federation of Labour Inc.	\$ -	\$ -	\$ -	0	\$ -
Alberta First Initiative	\$ -	\$ 302,000	\$ 302,000	24	\$ 12,583
Alberta Freedom Committee	\$ -	\$ -	\$ -	0	\$ -
Alberta Proud	\$ 25,575	\$ 5,036	\$ 30,611	683	\$ 45
Alberta Roadbuilders and Heavy Construction Association	\$ -	\$ -	\$ -	0	\$ -
Canadian Association of Physicians for the Environment - Alberta Committee	\$ -	\$ -	\$ -	0	\$ -
Canadian Union of Public Employees - Alberta Division	\$ -	\$ -	\$ -	0	\$ -
CUPE Local 3550	\$ -	\$ -	\$ -	0	\$ -
Drain the Swamp CANADA	\$ -	\$ -	\$ -	0	\$ -
Family Guy's Family Law Reform	\$ -	\$ -	\$ -	0	\$ -
Health Sciences Association of Alberta	\$ 103,259	\$ -	\$ 103,259	597	\$ 173
National Police Federation	\$ 127,951	\$ 1,300	\$ 129,251	617	\$ 210
Public Interest Alberta Society	\$ -	\$ -	\$ -	0	\$ -
Shaping Alberta's Future	\$ 925	\$ 11,300	\$ 12,225	12	\$ 1,019
Students' Union, University of Calgary	\$ -	\$ -	\$ -	0	\$ -
Take Back Alberta Society	\$ -	\$ -	\$ -	0	\$ -
The Buffalo Project	\$ -	\$ 174,100	\$ 174,100	36	\$ 4,836
United Nurses of Alberta	\$ -	\$ -	\$ -	0	\$ -
WEXIT USA	\$ -	\$ -	\$ -	0	\$ -
www.StopTheNDP.info	\$ 1,010	\$ 3,193	\$ 4,203	14	\$ 300
Total	\$ 258,720	\$ 500,129	\$ 758,849	1,984	

Appendix U: Cost Summary by Electoral Division

Electoral Division	Returning Officer's Office			Election Staff		Poll Rental	Total Cost
	Fees	Office	Travel	Fees	Travel		
01 - Calgary-Acadia	\$ 59,722	\$ 59,168	\$ 1,467	\$ 84,683	\$ -	\$ 17,200	\$ 222,240
02 - Calgary-Beddington	\$ 55,179	\$ 42,826	\$ 1,220	\$ 60,018	\$ -	\$ 12,206	\$ 171,450
03 - Calgary-Bow	\$ 57,540	\$ 61,629	\$ 719	\$ 91,456	\$ -	\$ 18,200	\$ 229,544
04 - Calgary-Buffalo	\$ 54,295	\$ 35,053	\$ 149	\$ 125,971	\$ 267	\$ 16,868	\$ 232,602
05 - Calgary-Cross	\$ 55,710	\$ 34,986	\$ 751	\$ 76,673	\$ 101	\$ 16,400	\$ 184,620
06 - Calgary-Currie	\$ 52,387	\$ 64,032	\$ 1,426	\$ 66,814	\$ -	\$ 14,343	\$ 199,001
07 - Calgary-East	\$ 65,503	\$ 64,405	\$ 1,105	\$ 91,257	\$ -	\$ 14,772	\$ 237,042
08 - Calgary-Edgemont	\$ 57,365	\$ 79,629	\$ 471	\$ 77,371	\$ 24	\$ 17,839	\$ 232,699
09 - Calgary-Elbow	\$ 57,464	\$ 32,809	\$ 691	\$ 109,187	\$ 246	\$ 18,100	\$ 218,497
10 - Calgary-Falconridge	\$ 57,320	\$ 50,600	\$ 346	\$ 80,079	\$ -	\$ 16,400	\$ 204,744
11 - Calgary-Fish Creek	\$ 52,278	\$ 57,197	\$ 158	\$ 75,215	\$ -	\$ 10,700	\$ 195,548
12 - Calgary-Foothills	\$ 57,021	\$ 67,215	\$ 1,818	\$ 101,963	\$ -	\$ 19,763	\$ 247,780
13 - Calgary-Glenmore	\$ 59,731	\$ 91,987	\$ 550	\$ 86,607	\$ -	\$ 15,576	\$ 254,451
14 - Calgary-Hays	\$ 53,469	\$ 36,575	\$ 787	\$ 56,748	\$ 42	\$ 12,095	\$ 159,717
15 - Calgary-Klein	\$ 56,634	\$ 48,901	\$ 1,993	\$ 81,471	\$ -	\$ 13,380	\$ 202,379
16 - Calgary-Lougheed	\$ 53,235	\$ 52,908	\$ 260	\$ 51,285	\$ -	\$ 10,800	\$ 168,488
17 - Calgary-Bhullar-McCall	\$ 58,203	\$ 42,130	\$ 1,573	\$ 68,385	\$ -	\$ 8,859	\$ 179,150
18 - Calgary-Mountain View	\$ 59,715	\$ 49,120	\$ 1,204	\$ 100,670	\$ -	\$ 23,495	\$ 234,204
19 - Calgary-North	\$ 53,008	\$ 49,655	\$ 421	\$ 53,888	\$ -	\$ 11,301	\$ 168,273
20 - Calgary-North East	\$ 56,251	\$ 43,139	\$ 2,178	\$ 85,079	\$ 25	\$ 21,490	\$ 208,160
21 - Calgary-North West	\$ 53,758	\$ 42,113	\$ 1,074	\$ 77,997	\$ 107	\$ 15,546	\$ 190,594
22 - Calgary-Peigan	\$ 53,975	\$ 56,590	\$ 425	\$ 59,138	\$ -	\$ 12,111	\$ 182,239
23 - Calgary-Shaw	\$ 52,097	\$ 34,788	\$ 348	\$ 65,454	\$ -	\$ 13,600	\$ 166,287
24 - Calgary-South East	\$ 56,923	\$ 58,458	\$ 2,650	\$ 87,414	\$ 459	\$ 17,800	\$ 223,704
25 - Calgary-Varsity	\$ 65,591	\$ 34,215	\$ 2,502	\$ 79,514	\$ 17	\$ 18,830	\$ 200,669
26 - Calgary-West	\$ 61,507	\$ 78,851	\$ 498	\$ 83,476	\$ 209	\$ 14,730	\$ 239,272
27 - Edmonton-Beverly-Clareview	\$ 53,266	\$ 49,930	\$ 1,231	\$ 78,608	\$ 19	\$ 16,750	\$ 199,803
28 - Edmonton-Castle Downs	\$ 52,793	\$ 51,086	\$ 51	\$ 97,057	\$ 14	\$ 19,541	\$ 220,541
29 - Edmonton-City Centre	\$ 56,852	\$ 34,370	\$ 438	\$ 132,970	\$ 319	\$ 22,462	\$ 247,411
30 - Edmonton-Decore	\$ 57,047	\$ 22,888	\$ 1,001	\$ 73,710	\$ 40	\$ 11,486	\$ 166,172

Electoral Division	Returning Officer's Office			Election Staff		Poll Rental	Total Cost
	Fees	Office	Travel	Fees	Travel		
31 - Edmonton-Ellerslie	\$ 60,297	\$ 35,732	\$ 1,109	\$ 87,239	\$ -	\$ 11,502	\$ 195,878
32 - Edmonton-Glenora	\$ 52,553	\$ 28,958	\$ 0	\$ 73,585	\$ 14	\$ 18,433	\$ 173,544
33 - Edmonton-Gold Bar	\$ 61,695	\$ 26,434	\$ 418	\$ 75,606	\$ 16	\$ 14,258	\$ 178,427
34 - Edmonton-Highlands-Norwood	\$ 51,897	\$ 30,121	\$ 258	\$ 83,562	\$ -	\$ 15,350	\$ 181,188
35 - Edmonton-Manning	\$ 54,986	\$ 46,468	\$ 1,006	\$ 85,723	\$ 93	\$ 14,964	\$ 203,240
36 - Edmonton-McClung	\$ 59,291	\$ 35,747	\$ 1,559	\$ 85,257	\$ 75	\$ 16,197	\$ 198,127
37 - Edmonton-Meadows	\$ 56,833	\$ 22,623	\$ 744	\$ 83,365	\$ 13	\$ 17,734	\$ 181,312
38 - Edmonton-Mill Woods	\$ 53,685	\$ 32,609	\$ 296	\$ 88,056	\$ -	\$ 23,930	\$ 198,576
39 - Edmonton-North West	\$ 59,905	\$ 32,680	\$ 623	\$ 104,918	\$ 193	\$ 16,895	\$ 215,214
40 - Edmonton-Riverview	\$ 54,218	\$ 38,000	\$ 908	\$ 72,542	\$ -	\$ 15,315	\$ 180,982
41 - Edmonton-Rutherford	\$ 52,979	\$ 39,050	\$ 425	\$ 70,646	\$ -	\$ 16,500	\$ 179,600
42 - Edmonton-South	\$ 55,958	\$ 38,514	\$ 733	\$ 85,266	\$ -	\$ 15,979	\$ 196,449
43 - Edmonton-South West	\$ 58,936	\$ 48,091	\$ 1,212	\$ 99,151	\$ -	\$ 18,209	\$ 225,598
44 - Edmonton-Strathcona	\$ 54,485	\$ 22,492	\$ 527	\$ 86,603	\$ 46	\$ 11,312	\$ 175,465
45 - Edmonton-West Henday	\$ 51,852	\$ 65,340	\$ 1,634	\$ 86,362	\$ 104	\$ 13,131	\$ 218,423
46 - Edmonton-Whitemud	\$ 53,291	\$ 42,115	\$ 486	\$ 74,725	\$ -	\$ 17,587	\$ 188,204
47 - Airdrie-Cochrane	\$ 56,057	\$ 32,248	\$ 2,644	\$ 111,481	\$ 762	\$ 18,622	\$ 221,815
48 - Airdrie-East	\$ 59,606	\$ 21,973	\$ 2,094	\$ 100,435	\$ 35	\$ 24,247	\$ 208,391
49 - Athabasca-Barrhead-Westlock	\$ 61,093	\$ 21,564	\$ 9,074	\$ 100,561	\$ 10,317	\$ 25,275	\$ 227,884
50 - Banff-Kananaskis	\$ 66,646	\$ 34,585	\$ 5,518	\$ 100,200	\$ 8,609	\$ 18,938	\$ 234,497
51 - Bonnyville-Cold Lake-St. Paul	\$ 61,454	\$ 19,796	\$ 6,860	\$ 102,693	\$ 8,686	\$ 12,815	\$ 212,303
52 - Brooks-Medicine Hat	\$ 77,674	\$ 26,660	\$ 5,773	\$ 103,111	\$ 5,630	\$ 23,500	\$ 242,348
53 - Camrose	\$ 52,035	\$ 30,051	\$ 2,773	\$ 92,788	\$ 9,760	\$ 8,035	\$ 195,442
54 - Cardston-Siksika	\$ 74,207	\$ 20,374	\$ 10,737	\$ 89,124	\$ 5,631	\$ 10,243	\$ 210,316
55 - Central Peace-Notley	\$ 91,473	\$ 27,470	\$ 8,381	\$ 94,303	\$ 11,019	\$ 20,475	\$ 253,121
56 - Chestermere-Strathmore	\$ 59,854	\$ 41,869	\$ 2,813	\$ 105,457	\$ 7,181	\$ 21,400	\$ 238,574
57 - Cypress-Medicine Hat	\$ 58,648	\$ 37,224	\$ 4,902	\$ 73,023	\$ 582	\$ 13,400	\$ 187,779
58 - Drayton Valley-Devon	\$ 68,510	\$ 13,897	\$ 3,626	\$ 105,100	\$ 14,279	\$ 22,650	\$ 228,062
59 - Drumheller-Stettler	\$ 76,761	\$ 43,833	\$ 10,700	\$ 119,084	\$ 13,126	\$ 18,074	\$ 281,577
60 - Fort McMurray-Lac La Biche	\$ 84,642	\$ 52,271	\$ 8,076	\$ 88,070	\$ 6,655	\$ 33,710	\$ 273,423

Electoral Division	Returning Officer's Office			Election Staff		Poll Rental	Total Cost
	Fees	Office	Travel	Fees	Travel		
61 - Fort McMurray-Wood Buffalo	\$ 59,418	\$ 57,454	\$ 5,510	\$ 66,576	\$ 4,595	\$ 17,750	\$ 211,302
62 - Fort Saskatchewan-Vegreville	\$ 60,264	\$ 26,443	\$ 3,114	\$ 118,229	\$ 12,602	\$ 21,171	\$ 241,823
63 - Grande Prairie	\$ 56,902	\$ 37,898	\$ 6,246	\$ 73,091	\$ 23	\$ 17,800	\$ 191,960
64 - Grande Prairie-Wapiti	\$ 59,675	\$ 38,794	\$ 4,848	\$ 95,460	\$ 2,563	\$ 23,525	\$ 224,865
65 - Highwood	\$ 56,673	\$ 37,164	\$ 2,680	\$ 95,313	\$ 2,196	\$ 18,500	\$ 212,526
66 - Innisfail-Sylvan Lake	\$ 56,848	\$ 18,681	\$ 3,638	\$ 97,526	\$ 6,371	\$ 11,358	\$ 194,422
67 - Lac Ste. Anne-Parkland	\$ 69,042	\$ 28,641	\$ 8,556	\$ 109,309	\$ 9,305	\$ 22,500	\$ 247,353
68 - Lacombe-Ponoka	\$ 51,904	\$ 41,179	\$ 2,787	\$ 82,177	\$ 1,733	\$ 17,028	\$ 196,808
69 - Leduc-Beaumont	\$ 57,421	\$ 74,820	\$ 1,403	\$ 112,568	\$ 123	\$ 16,330	\$ 262,665
70 - Lesser Slave Lake	\$ 55,032	\$ 21,601	\$ 15,584	\$ 74,028	\$ 17,438	\$ 7,835	\$ 191,519
71 - Lethbridge-East	\$ 57,037	\$ 40,828	\$ 2,926	\$ 93,276	\$ 286	\$ 16,005	\$ 210,357
72 - Lethbridge-West	\$ 57,966	\$ 26,586	\$ 2,536	\$ 99,109	\$ -	\$ 12,880	\$ 199,077
73 - Livingstone-Macleod	\$ 51,862	\$ 34,023	\$ 6,275	\$ 135,903	\$ 12,681	\$ 12,325	\$ 253,068
74 - Maskwacis-Wetaskiwin	\$ 50,546	\$ 41,434	\$ 3,379	\$ 67,385	\$ 7,118	\$ 15,300	\$ 185,161
75 - Morinville-St. Albert	\$ 51,917	\$ 30,186	\$ 2,336	\$ 90,801	\$ 4,406	\$ 15,105	\$ 194,751
76 - Olds-Didsbury-Three Hills	\$ 52,961	\$ 9,843	\$ 4,598	\$ 84,724	\$ 5,700	\$ 12,290	\$ 170,115
77 - Peace River	\$ 73,300	\$ 48,363	\$ 8,118	\$ 85,855	\$ 9,869	\$ 13,936	\$ 239,440
78 - Red Deer-North	\$ 61,486	\$ 34,233	\$ 2,759	\$ 82,380	\$ 100	\$ 12,514	\$ 193,471
79 - Red Deer-South	\$ 53,607	\$ 31,366	\$ 2,434	\$ 85,986	\$ 24	\$ 14,891	\$ 188,307
80 - Rimbey-Rocky Moutain House-Sundre	\$ 82,996	\$ 55,475	\$ 10,223	\$ 98,608	\$ 11,030	\$ 12,126	\$ 270,457
81 - Sherwood Park	\$ 52,869	\$ 40,609	\$ 322	\$ 77,170	\$ 59	\$ 8,100	\$ 179,129
82 - Spruce Grove-Stony Plain	\$ 56,402	\$ 24,169	\$ 1,122	\$ 100,503	\$ -	\$ 19,050	\$ 201,245
83 - St. Albert	\$ 53,595	\$ 26,100	\$ 184	\$ 76,142	\$ -	\$ 8,800	\$ 164,820
84 - Strathcona-Sherwood Park	\$ 50,199	\$ 30,871	\$ 1,576	\$ 67,943	\$ 289	\$ 12,609	\$ 163,487
85 - Taber-Warner	\$ 59,226	\$ 38,696	\$ 4,821	\$ 87,366	\$ 4,056	\$ 7,658	\$ 201,824
86 - Vermilion-Lloydminster-Wainwright	\$ 48,025	\$ 21,977	\$ 4,604	\$ 87,855	\$ 6,431	\$ 16,064	\$ 184,955
87 - West Yellowhead	\$ 53,101	\$ 38,543	\$ 5,606	\$ 119,701	\$ 6,275	\$ 27,201	\$ 250,427
Total	\$ 5,087,635	\$ 3,492,018	\$ 243,593	\$ 7,653,168	\$ 229,985	\$ 1,411,971	\$ 18,118,370

Images furnished by:

*Page 6 - Photo by Kenneth Hynek
Page 23 - Photo by KOBU Agency from Unsplash
Page 32 - Photo by Pavel Danilyuk from Pexels
Page 47 - Designed by Graphictwister from Freepik
Page 48 - Designed by Freepik
Page 66 - Designed by Freepik
Page 84 - Designed by Freepik
Page 93 - Designed by Aleksandr Samochernyi from Freepik
Page 107 - Designed by Freepik
Page 126 - Designed by rawpixel.com from Freepik
Page 138 - Designed by Yan Kru Kau from Pexels
Page 162 - Photo by PiggyBank from Unsplash
Page 174 - Designed by Freepik
Page 201 - Photo by Niamat Ullah from Pexels
Page 206 - Photo by Ilya from Pexels*

All other images are property of Elections Alberta, sourced from the public sphere, or used with permission of the individual or organization.

