

**THE REPORT OF THE  
CHIEF ELECTORAL OFFICER  
ON  
THE OLDS - DIDSBURY BY-ELECTION  
HELD  
WEDNESDAY, FEBRUARY 17, 1982**



PROVINCE OF ALBERTA



Alberta Legislative Assembly  
Office of the Chief Electoral Officer

West Chambers Building, Main Floor  
12220 Stony Plain Road  
EDMONTON T5N 3Y4  
Ph. 427-7191

General Services

Summary of

March 19, 1982

Chairman  
Select Standing Committee  
on Legislative Offices  
Legislature Building  
Edmonton, Alberta

Dear Sir:

I have the privilege to submit The Report of the Chief Electoral Officer concerning the Olds-Didsbury By-Election which was held on Wednesday, February 17, 1982.

This Report is submitted pursuant to Section 4(3) of the Election Act.

If any clarification or further information is required by yourself, the Members of the Select Standing Committee, the Legislative Assembly, or by any Member, I would be pleased to comply.

Respectfully submitted,

Kenneth A. Wark  
Chief Electoral Officer

# TABLE OF CONTENTS

General Summary .....	1
Summary of Results .....	3
Summary of Results by Poll .....	4
Maps .....	6
Cost Summary .....	12

# GENERAL SUMMARY

The vacancy in the Electoral Division of Olds-Didsbury was created by the resignation of Mr. Robert C. Clark on November 30, 1981.

By order of the Lieutenant Governor in Council, a Writ of Election dated January 20, 1982 was issued by the Chief Electoral Officer to Mr. F. S. Earle, Returning Officer, pursuant to Section 36 of the Election Act.

Nomination Day was February 3, 1982 and Polling Day was February 17, 1982.

Six candidates, each registered under the Election Finances and Contributions Disclosure Act, were nominated to contest this by-election.

This was the first election held pursuant to the provisions of the Election Act, Chapter E-2 of the Revised Statutes of Alberta, 1980 with amendments up to and including June 2, 1981.

Advance Polls were held in the towns of Olds, Didsbury and Sundre on February 11, 12 and 13. Treatment Centre Polling was conducted on February 17, 1982.

The Returning Officer announced the official results on February 27, 1982. Mr. Gordon Kesler of the Western Canada Concept Party of Alberta was declared duly elected. The Writ of Election together with the Certificate and Return confirming Mr. Kesler's election was returned to the Chief Electoral Officer on March 1, 1982.

No appeals for a judicial recount, or from any decision of the Returning Officer concerning any of the ballots, were applied for pursuant to Section 142 of the Election Act.

The Chief Electoral Officer arranged for the publication of the By-Election Return in the March 31, 1982 issue of the Alberta Gazette.

Nomination deposits were forfeited by three of the six candidates. The forfeited amount of \$300.00 was paid through the Chief Electoral Officer to the Provincial Treasurer for deposit to the General Revenue Account.

A summary of Results indicating the total votes obtained by each candidate and a Statement of Results by Poll are displayed on Pages 3 through 5.

A map of the Electoral Division of Olds-Didsbury showing the numbered polling subdivisions is included at Page 6. In addition, maps of each of the towns of Carstairs, Crossfield, Didsbury, Olds and Sundre indicating polling subdivisions are displayed at pages 7 to 11 respectively.

The total cost to conduct the By-Election was \$41,276, a summary of which appears on page 12.

Information concerning the post-campaign financial statements required to be filed with the Chief Electoral Officer by each of the Registered Candidates, and those Registered Political Parties that accepted campaign contributions or made deposits or transfers in relation to the by-election in accordance with Section 35 of The Election Finances and Contributions Disclosure Act, is not included in this report.

The required financial statements are due for filing with the Chief Electoral Officer by Registered Candidates not later than May 17, 1982 and by Registered Political Parties, where required, not later than August 17, 1982. These financial statements listing Contributions, Receipts and Expenditures concerning the campaign will be available for inspection in the Public Records maintained by the Chief Electoral Officer in accordance with Section 10 of the Election Finances and Contributions Disclosure Act.



Kenneth A. Wark  
Chief Electoral Officer

March 19, 1982

# SUMMARY OF RESULTS

<b>Candidates (*elected)</b>	<b>Political Affiliation</b>	<b>Ballots Counted For</b>	<b>Percentage of Vote Polled</b>
Myrna Jarboe	Alberta New Democratic Party	308	3.24
*Gordon Kesler	Western Canada Concept Party of Alberta	4,015	42.16
George Leussink	Alberta Liberal Party	126	1.32
Lloyd Quantz	Alberta Social Credit Party	2,669	28.03
Adilsha Shivji	Independent	9	0.09
Stephen Stiles	Progressive Conservative Association of Alberta	2,396	25.16
	TOTAL	9,523	100.00

- Total names on List of Electors      13,798
- Total ballots cast                              9,533
- Total ballots rejected                        10
- Voter Turnout                                    69.09%

# STATEMENT OF RESULTS BY POLL

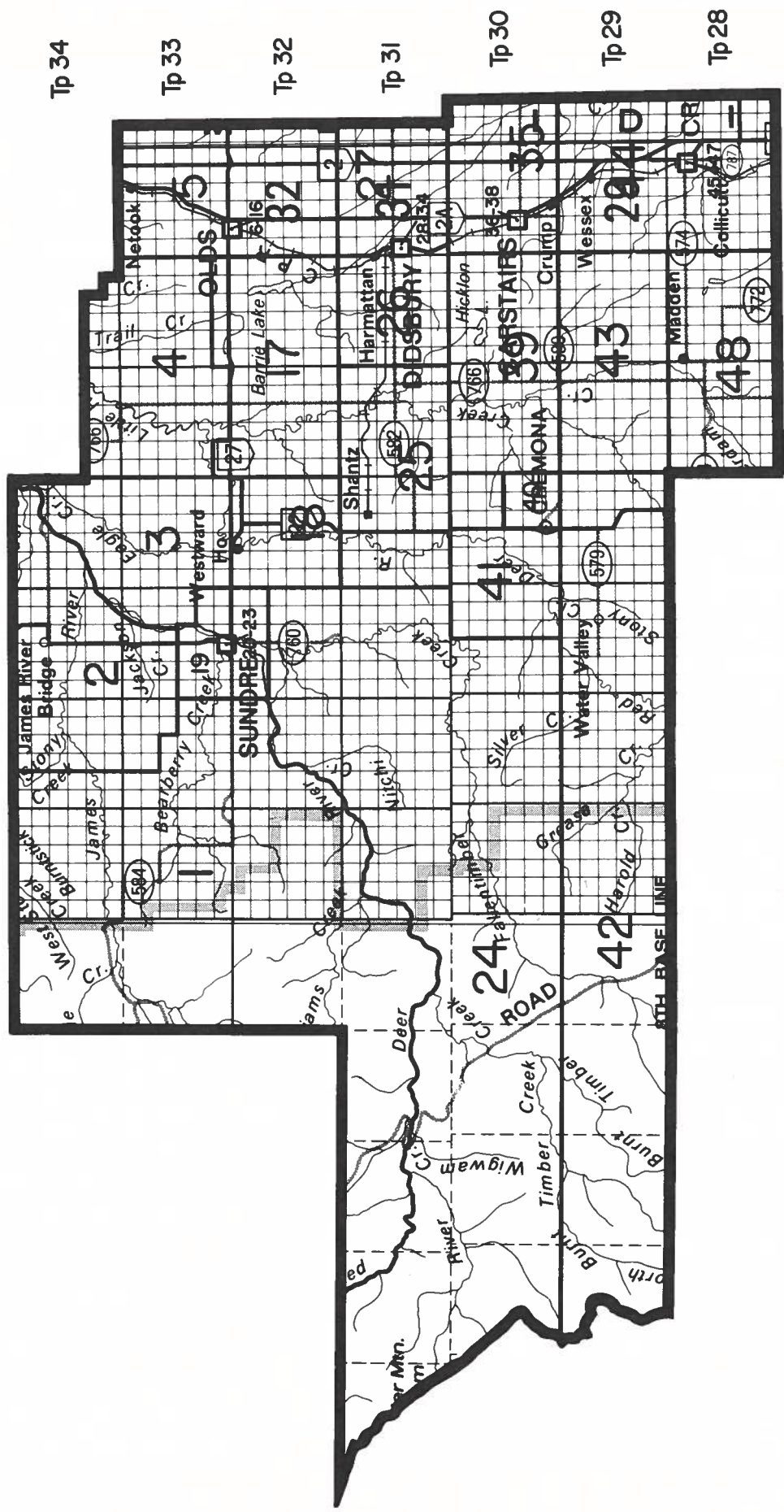
Poll number	Name of Poll	VOTES AT EACH POLL									
		Myrna JARBOE	Gordon KESLER	George LEUSSINK	Lloyd QUANTZ	Adilsha SHIVJI	Stephen STILES	Total number of names on list	Number of valid ballots (Total of columns A B C D E F)	Number of rejected ballots	Total number of votes polled (Total of columns 2 & 3)
		A	B	C	D	E	F	1	2	3	4
1	Bearberry-McDougall Flats	2	117	3	47	0	14	253	183	0	183
2	James River	9	107	5	33	0	39	285	193	0	193
3	Eagle Valley	2	137	7	59	0	36	338	241	0	241
4	Eagle Hill	12	140	3	79	0	54	378	288	0	288
5	Olds-Rural	8	111	0	59	0	59	358	237	1	238
6	Olds-Aloha	9	41	1	17	0	39	160	107	0	107
7	Olds-Shannon	8	59	3	32	0	45	226	147	0	147
8	Olds-Silverthorn	14	123	3	79	0	110	472	329	0	329
9	Olds-Tower	5	52	0	54	0	45	215	156	0	156
10	Olds-Beech	10	64	5	36	0	67	332	182	0	182
11	Olds-Centennial	6	101	3	91	1	88	375	290	0	290
12	Olds-Garden Park	12	54	4	54	0	66	320	190	3	193
13	Olds-Pioneer	9	99	3	49	0	53	314	213	0	213
14	Olds-Chinook	9	77	4	49	0	33	324	172	0	172
15	Olds-Rosehill	14	106	0	68	1	61	428	250	1	251
16	Olds-College	18	37	9	14	0	37	196	115	1	116
17	Harmattan	3	132	1	53	0	45	340	234	0	234
18	Westward-Ho	0	102	5	35	0	32	238	174	0	174
19	Sundre-Rural	2	89	5	31	0	21	227	148	0	148
20	Sundre-Aspen	8	101	4	23	0	43	304	179	0	179
21	Sundre-Snakes Head	3	67	3	34	0	36	210	143	0	143
22	Sundre-Mobile	7	78	3	39	0	62	335	189	0	189
23	Sundre-Red River	4	76	1	23	0	36	238	140	0	140
24	Bergen	0	140	7	55	0	57	379	259	0	259
25	Elkton-Melvin	2	95	6	71	1	38	273	213	0	213
26	Didsbury-West Rural	1	53	0	44	0	33	163	131	0	131
27	Didsbury-East Rural	1	58	0	52	0	30	181	141	1	142
28	Didsbury-Ross Ford	7	71	3	81	0	32	256	194	0	194
29	Didsbury-Mountain View	3	34	0	60	0	18	183	115	0	115

# STATEMENT OF RESULTS BY POLL

Poll number	Name of Poll	VOTES AT EACH POLL									
		Myrna JARBOE	Gordon KESLER	George LEUSSINK	Lloyd QUANTZ	Adilsha SHIVJI	Stephen STILES	Total number of names on list	Number of valid ballots (Total of columns A B C D E F)	Number of rejected ballots	Total number of votes polled (Total of columns 2 & 3)
		A	B	C	D	E	F	1	2	3	4
30	Didsbury-Marquis	3	46	1	106	0	37	295	193	0	193
31	Didsbury-Snyder	8	65	1	65	0	42	272	181	1	182
32	Didsbury-West Hill	10	96	1	95	0	72	363	274	0	274
33	Didsbury-Rosebud	9	69	2	70	1	33	244	184	0	184
34	Didsbury-Southridge	8	65	4	80	1	42	329	200	0	200
35	Carstairs-Rural	5	44	0	61	0	48	217	158	0	158
36	Carstairs-Northland	10	63	3	110	0	62	374	248	0	248
37	Carstairs-Centre	4	43	3	56	0	44	237	150	0	150
38	Carstairs-MacEwan	7	74	2	82	0	74	357	239	1	240
39	Robertson-Waterloo	3	83	1	79	0	56	290	222	0	222
40	Cremona East	5	64	1	34	1	69	232	174	0	174
41	Cremona West	2	101	0	49	0	36	243	188	0	188
42	Water Valley-Dog Pound	5	112	1	55	0	68	354	241	1	242
43	West Hope-Banner	1	78	5	82	0	31	277	197	0	197
44	Crossfield-Rural	2	129	2	47	0	48	405	228	0	228
45	Crossfield-Athabasca	5	55	0	28	0	48	236	136	0	136
46	Crossfield-Rocky View	9	71	0	22	1	46	262	149	0	149
47	Crossfield-Hammond	5	70	3	33	0	37	258	148	0	148
48	Summit Hill-Madden	3	90	1	27	0	42	252	163	0	163
49	Olds Hospital	0	2	0	2	0	0		4	0	4
50	Didsbury Hospital	0	6	0	2	0	2		10	0	10
51	Sundre Hospital	0	0	0	1	1	3		5	0	5
52	Carstairs Advance	1	19	0	14	0	27		61	0	61
53	Sundre Advance	1	9	4	12	0	24		50	0	50
54	Olds Advance	12	33	0	34	1	76		156	0	156
55	Absentee & Incapacitated	2	7	0	2	0	0		11	0	11
	TOTAL	308	4015	126	2669	9	2396	13798	9523	10	9533



R12 R11 R10 R9 R8 R7 R6 R5 R4 R3 R2 R1

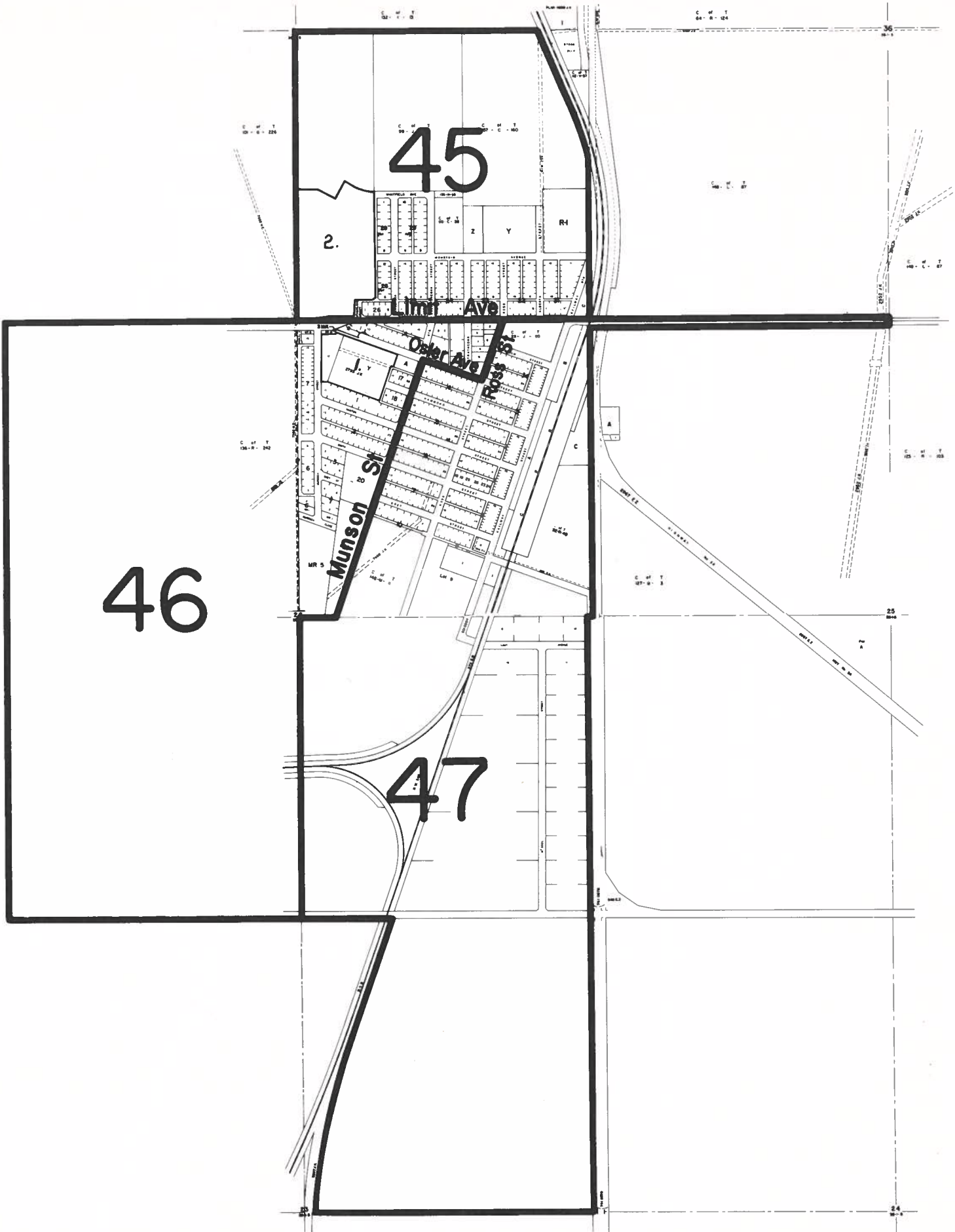


# OLDS-DIDSBURY

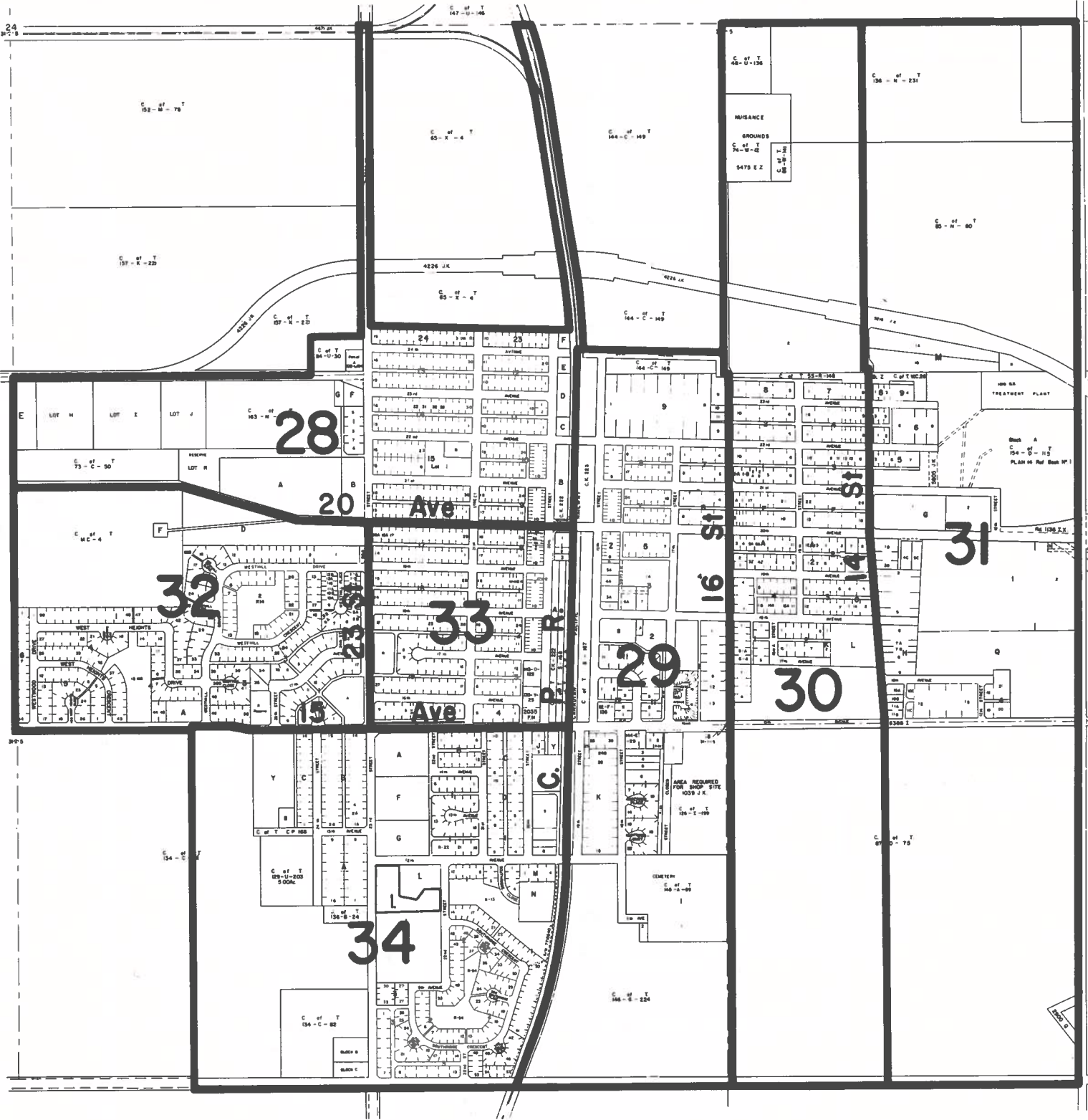
## PROVINCIAL ELECTORAL DIVISION

AS DEFINED BY CHAPTER 28, THE LEGISLATIVE ASSEMBLY STATUTES AMENDMENT ACT, 1977





# TOWN OF CROSSFIELD



# TOWN OF DIDSBURY



6

7

8

9

10

11

12

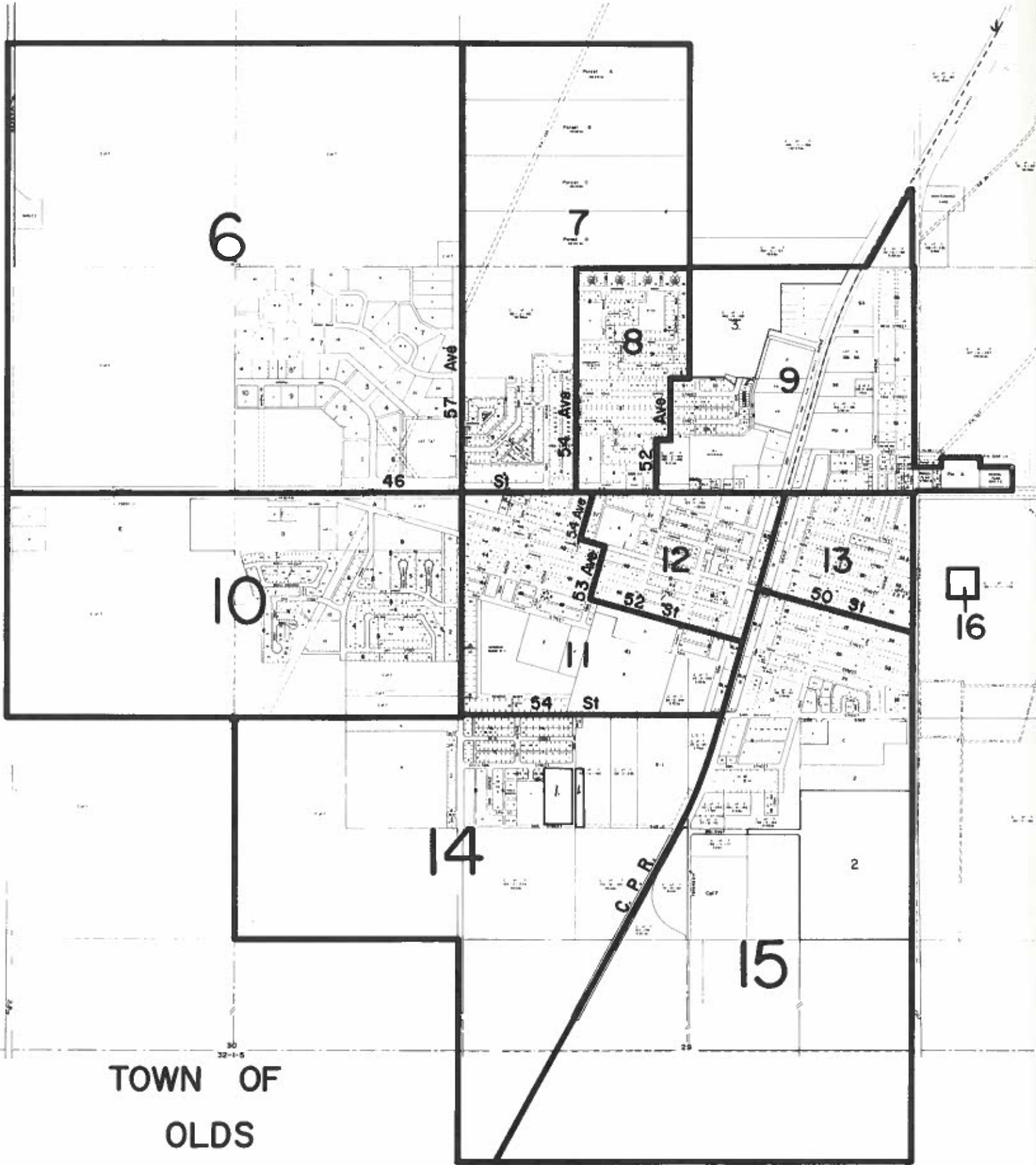
13

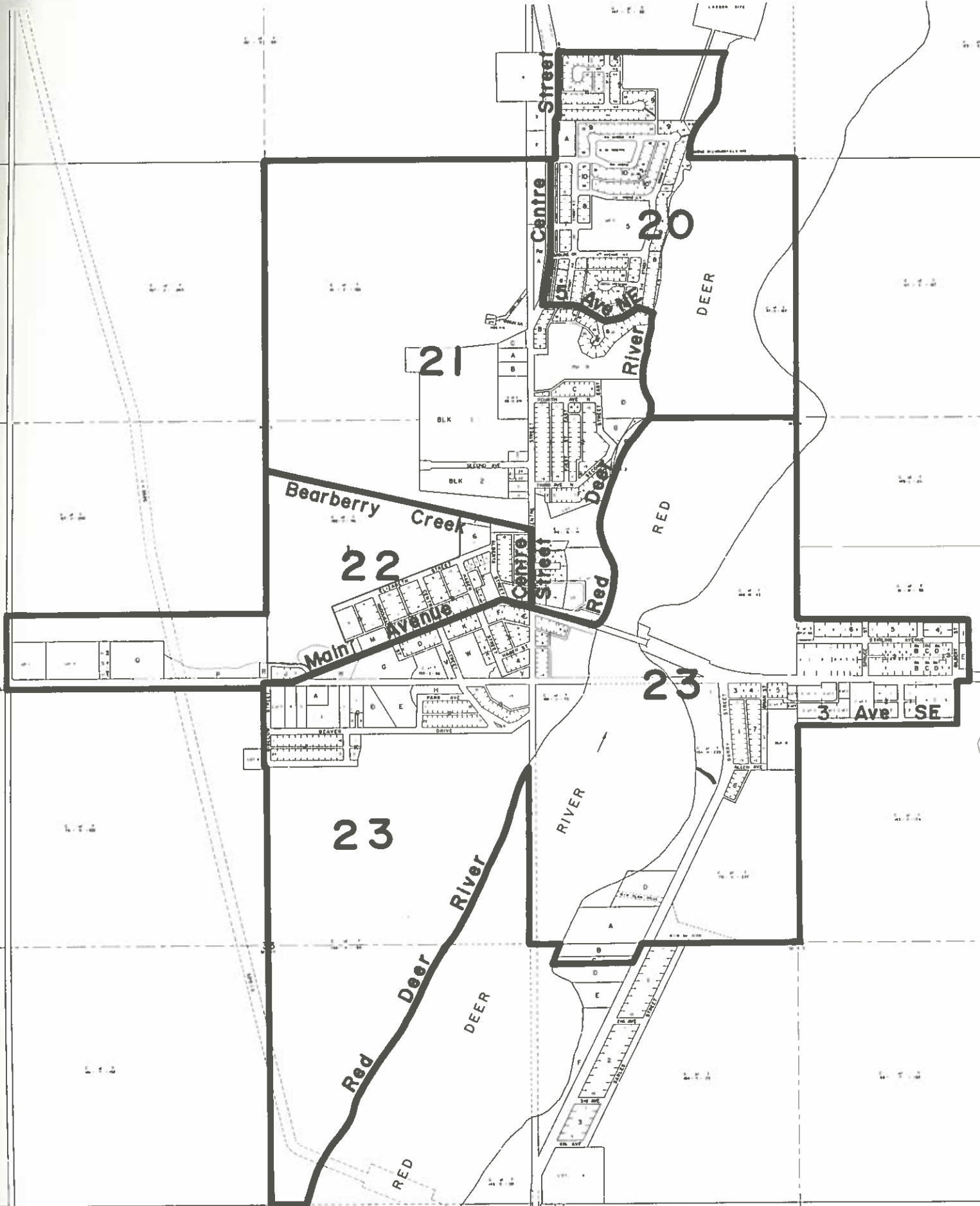
16

14

15

TOWN OF  
OLDS





**TOWN OF SUNDRE**

# COST SUMMARY

## ELECTION STAFF FEES AND EXPENSES

RETURNING OFFICER:		TOTAL
Fees	\$4,632	
Travel	1,221	
Office Rental	1,220	
Publishing/Printing	6,283	
Office Staff	<u>1,736</u>	\$15,092
ELECTION CLERK:		
Fees	3,105	
Travel	<u>874</u>	3,979
SUPERVISORY DEPUTY RETURNING OFFICERS:		
Fees	875	
Travel	<u>231</u>	1,106
DEPUTY RETURNING OFFICERS:		
Fees	10,200	
Travel	<u>1,239</u>	11,439
POLL CLERKS:		
Fees	<u>6,000</u>	6,000
POLLING PLACE RENTAL		2,200
CHIEF ELECTORAL OFFICE:		
Printing, telephone, transportation		<u>1,460</u>
TOTAL		<u>\$41,276</u>

