

**THE REPORT OF THE
CHIEF ELECTORAL OFFICER
ON
THE SPIRIT RIVER - FAIRVIEW BY-ELECTION
HELD ON
THURSDAY, FEBRUARY 21, 1985**



PROVINCE OF ALBERTA



Alberta Legislative Assembly
Office of the Chief Electoral Officer

West Chambers Building, Main Floor
12220 Stony Plain Road
EDMONTON T5N 3Y4
Ph. 427-7191

March 27, 1985

The Chairman
Select Standing Committee
on Legislative Offices
Legislature Building
Edmonton, Alberta

Dear Sir:

I have the privilege to submit The Report of the Chief Electoral Officer concerning the Spirit River-Fairview By-Election which was held on Thursday, February 21, 1985.

This Report is submitted pursuant to Section 4(3) of the Election Act.

If any clarification or further information is required by yourself, the Members of the Select Standing Committee, the Legislative Assembly, or by any Member, I would be pleased to comply.

Respectfully submitted,

Kenneth A. Wark
Chief Electoral Officer

TABLE OF CONTENTS

General Summary	1
Summary of Results	3
Statement of Results by Poll	4
Maps	6
Cost Summary	9

GENERAL SUMMARY

The vacancy in the Electoral Division of Spirit River-Fairview was created by the death of the Honourable W. Grant Notley on October 19, 1984.

By order of the Lieutenant Governor in Council, pursuant to Section 36 of the Election Act, a Writ of Election dated January 24, 1985 was issued by the Chief Electoral Officer to Mr. Harold Peterson, Returning Officer.

Nomination Day was February 7, 1985 and Polling Day was February 21, 1985.

Seven candidates, each registered under the Election Finances and Contributions Disclosure Act, were nominated to contest this by-election.

This was the first election held using the revised procedures for incapacitated or absentee voters pursuant to the provisions of the Election Act, Chapter E2 of the Revised Statutes of Alberta, 1980 with amendments up to and including January 6, 1984. Three hundred and thirty-seven electors applied for and received ballots under the incapacitated or absentee provision of the Act. Thirty-five electors failed to return their ballots before the close of the poll on polling day. Eleven electors returned their envelopes without exercising their franchise under the incapacitated or absentee provisions, and seven electors failed to properly complete Part 1 of the Certificate. Of the two hundred and eighty-four electors whose ballots were counted, only one ballot was rejected.

Advance Polls were held in the towns of Fairview and Spirit River on February 14, 15 and 16.

The Returning Officer announced the official results on March 3, 1985. Mr. Jim Gurnett of the Alberta New Democratic Party was declared duly elected. The Writ of Election together with the Returning Officer's Certificate and Return confirming Mr. Gurnett's election was returned to the Chief Electoral Officer on March 4, 1985.

No appeals for a judicial recount, or from any decision of the Returning Officer concerning any of the ballots, were applied for pursuant to Section 142 of the Election Act.

The Chief Electoral Officer arranged for the publication of the By-Election Return in the March 30, 1985 issue of the Alberta Gazette.

Nomination deposits were forfeited by four of the seven candidates. The forfeited amount of \$400.00 was paid through the Chief Electoral Officer to the Provincial Treasurer for deposit to the General Revenue Account.

A Summary of Results indicating the total votes obtained by each candidate and a Statement of Results by Poll are displayed on Pages 3 and 4.

A map of the Electoral Division of Spirit River-Fairview showing the numbered polling subdivisions is included at page 6. In addition, maps of the towns of Fairview and Spirit River indicating polling subdivisions are displayed at pages 7 and 8 respectively.

The total cost to conduct the by-election was \$23,355, a summary of which appears on page 9.

Information concerning the post-campaign financial statements required to be filed with the Chief Electoral Officer by each of the Registered Candidates, and those Registered Political Parties that accepted campaign contributions or made deposits or transfers in relation to the by-election in accordance with Section 35 of the Election Finances and Contributions Disclosure Act, is not included in the report.

The required financial statements are due for filing with the Chief Electoral Officer by Registered Candidates not later than May 21, 1985 and by Registered Political Parties, where required, not later than August 21, 1985. These financial statements listing Contributions, Receipts and Expenditures concerning the campaign will be available for inspection in the Public Records maintained by the Chief Electoral Officer in accordance with Section 10 of the Election Finances and Contributions Disclosure Act.



Kenneth A. Wark
Chief Electoral Officer

March 27, 1985

SUMMARY OF RESULTS

Candidates (*elected)	Political Affiliation	Votes Received	Percentage of Vote Polled
Verna Block	Progressive Conservative Association of Alberta	2,047	29.93
Dan Fletcher	Western Canada Concept Party of Alberta	1,713	25.05
*Jim Gurnett	Alberta New Democratic Party	2,509	36.69
Elmer Knutson	Confederation of Regions Party (Alberta)	311	4.55
Ray Neilson	Alberta Social Credit Party	79	1.15
Rick Nicholson	Alberta Liberal Party	162	2.37
Mike Pawlus	The Heritage Party of Alberta	18	.26
	TOTAL	<u>6,839</u>	<u>100.00</u>

- Total names on List of Electors 10,545 (See Note 1)
- Total ballots cast 6,850
- Total ballots rejected 11
- Voter turnout 64.96%

Note 1 The List of Electors from the 1982 General Election was used for this by-election. The total shown includes those electors who were added to the List during the revision period after the Writ and all electors who were sworn in at the Advance Polls and the Polling Day Polls.

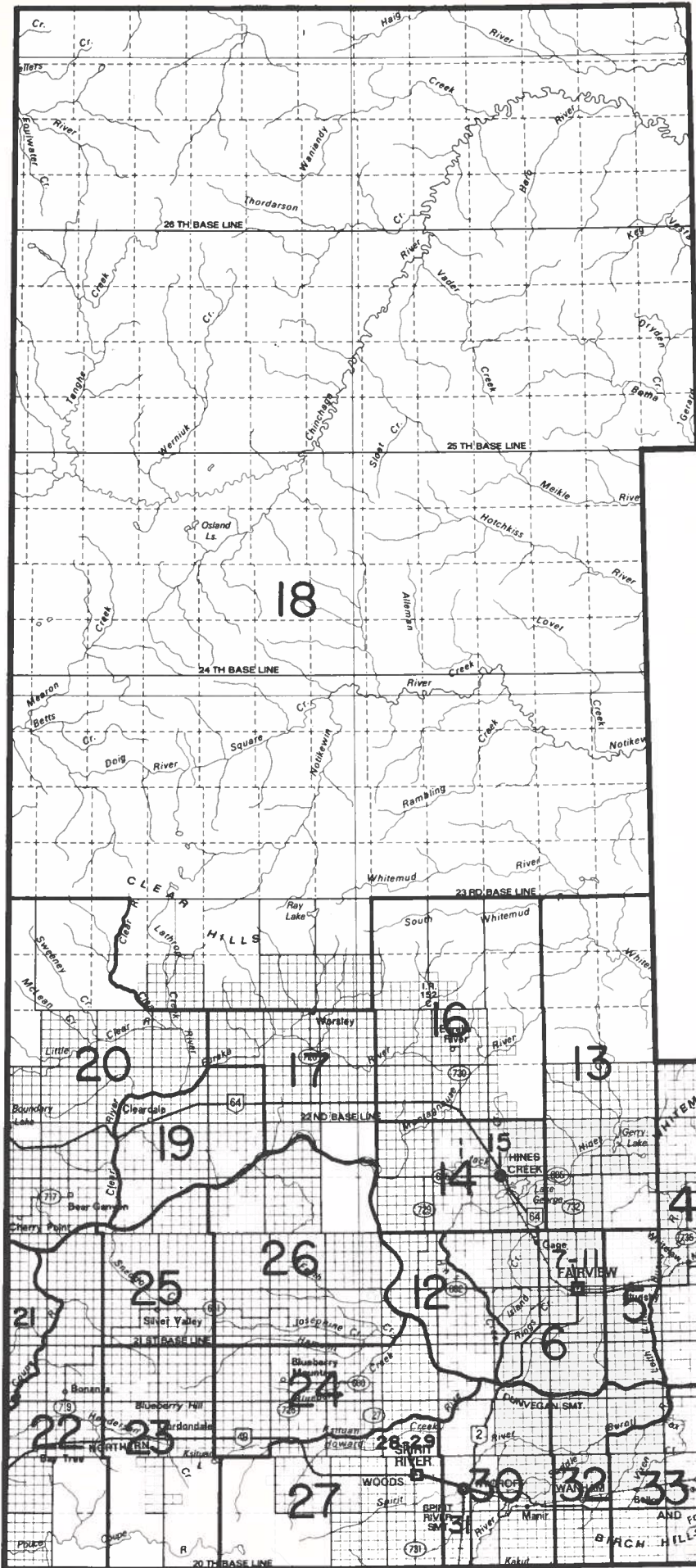
STATEMENT OF RESULTS BY POLL

Poll Number	Name of Poll	VOTES AT EACH POLL										
		Verna BLOCK	Dan FLETCHER	Jim GURNETT	Elmer KNUTSON	Ray NEILSON	Rick NICHOLSON	Mike PAWLUS	Total number of names on list (including those sworn in at advance & polling day poll)	Number of valid ballots (Total of columns A-L)	Number of rejected ballots (Do not include declined & spoiled)	Total number of votes polled (Total of columns 2 & 3)
		A	B	C	D	E	F	G	1	2	3	4
1	Berwyn Village	56	42	122	3	5	2	1	484	231	1	232
2	Berwyn Rural	28	48	33	0	4	5	0	184	118	0	118
3	Brownvale	38	64	78	9	3	3	0	402	195	0	195
4	Whitelaw	49	98	90	11	6	2	1	419	257	0	257
5	Bluesky	37	48	51	17	3	9	0	250	165	1	166
6	Fairview Rural	94	138	104	29	4	11	0	551	380	0	380
7	Fairview North	63	68	73	4	1	10	0	397	219	1	220
8	Fairview West	63	81	88	5	11	18	2	398	268	0	268
9	Fairview Centre West	58	62	85	10	1	9	1	395	226	0	226
10	Fairview Centre East	87	91	97	15	1	29	2	533	322	0	322
11	Fairview East	32	81	54	22	3	14	1	365	207	0	207
12	Highland Park	4	17	52	4	0	0	0	130	77	0	77
13	David Thompson	24	19	50	20	2	3	0	203	118	0	118
14	Hines Creek Rural	30	38	82	45	4	1	1	379	201	0	201
15	Hines Creek Village	71	32	81	24	5	2	2	365	217	0	217
16	Eureka River	46	68	63	20	1	0	0	358	198	0	198
17	Worsley South	32	65	33	9	2	0	0	227	141	0	141
18	Worsley North	15	46	38	11	0	1	1	183	112	0	112
19	Cleardale	12	53	4	1	0	0	0	154	70	1	71
20	Bear Canyon	24	33	28	0	0	0	0	155	85	0	85
21	Doe River	0	6	10	0	0	0	0	40	16	0	16
22	Bonanza	55	49	50	13	1	0	0	326	168	1	169
23	Gordondale	40	15	35	3	0	1	0	164	94	0	94
24	Blueberry Mountain	49	33	99	2	2	0	0	314	185	0	185
25	Silver Valley	17	70	55	0	3	2	0	232	147	0	147
26	Forth Creek	42	60	46	2	0	0	0	275	150	0	150
27	Spirit River Rural	146	38	73	6	0	5	0	434	268	0	268
28	Spirit River West	198	19	75	0	0	1	0	423	293	0	293
29	Spirit River East	150	10	83	0	5	3	1	387	252	1	253

STATEMENT OF RESULTS BY POLL

Poll Number	Name of Poll	VOTES AT EACH POLL										
		Verna BLOCK	Dan FLETCHER	Jim GURNETT	Elmer KNUTSON	Ray NEILSON	Rick NICHOLSON	Mike PAWLUS	Total number of names on list (including those sworn in at advance & polling day poll)	Number of valid ballots (Total of columns A-L)	Number of rejected ballots (Do not include declined & spoiled)	Total number of votes polled (Total of columns 2 & 3)
		A	B	C	D	E	F	G	1	2	3	4
30	Rycroft Rural	86	54	167	3	1	3	1	454	315	0	315
31	Rycroft Village	113	55	141	1	2	1	0	512	313	1	314
32	Wanham	59	26	69	5	4	5	0	277	168	1	169
33	Belloy	27	14	64	0	0	0	0	175	105	0	105
34	Spirit River Advance	31	5	19	0	1	0	0		56	1	57
35	Fairview Advance	36	24	39	9	0	6	0		114	0	114
36	Spirit River Treatment	22	2	22	1	0	1	1		49	1	50
37	Fairview Treatment	17	10	14	1	4	8	2		56	0	56
38	Incapacitated & Absentee	96	31	142	6	0	7	1		283	1	284
	TOTAL	2047	1713	2509	311	79	162	18	10545	6839	11	6850

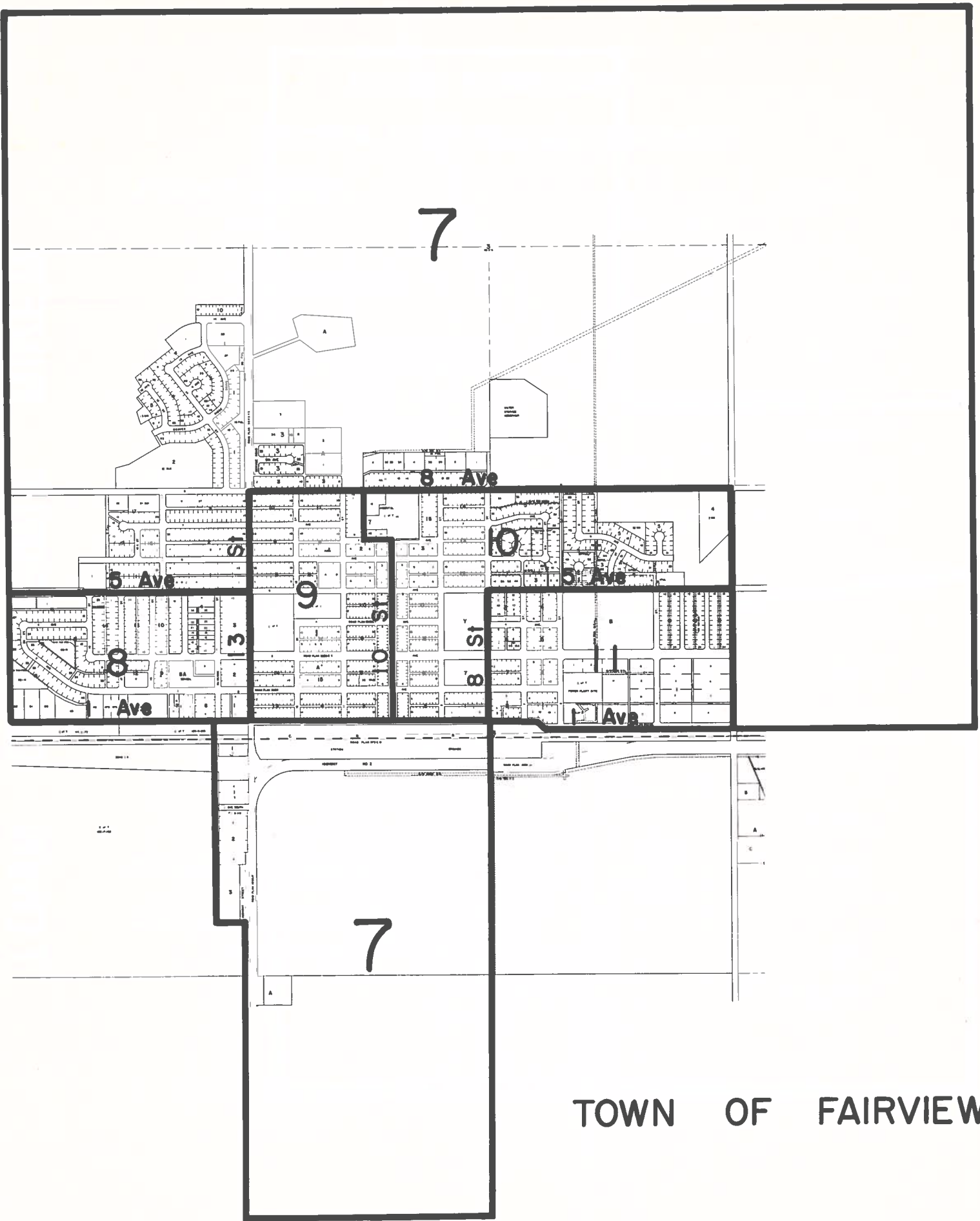
Tp 104
 Tp 103
 Tp 102
 Tp 101
 Tp 100
 Tp 99
 Tp 98
 Tp 97
 Tp 96
 Tp 95
 Tp 94
 Tp 93
 Tp 92
 Tp 91
 Tp 90
 Tp 89
 Tp 88
 Tp 87
 Tp 86
 Tp 85
 Tp 84
 Tp 83
 Tp 82
 Tp 81
 Tp 80
 Tp 79
 Tp 78
 Tp 77



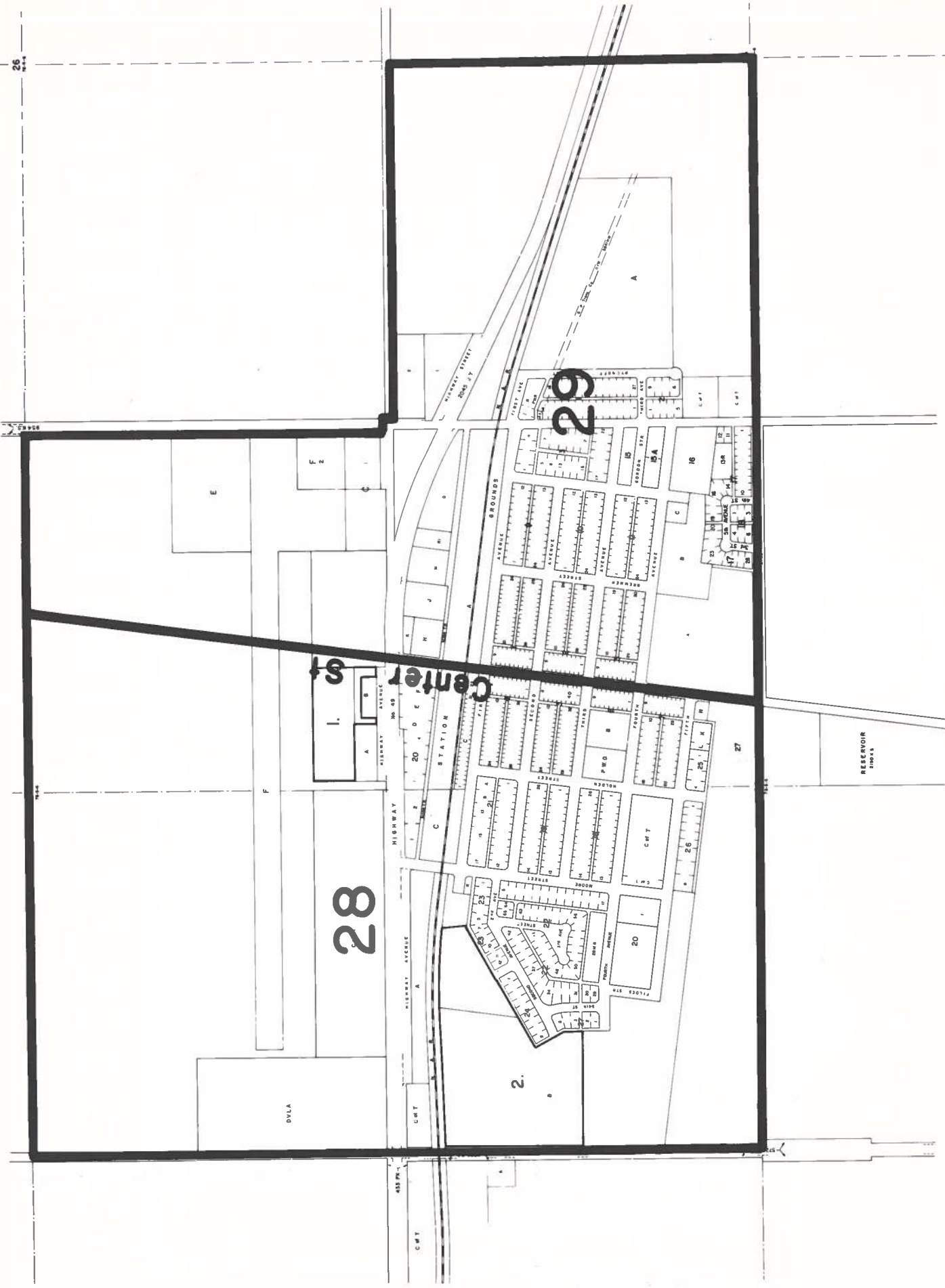
SPIRIT RIVER-FAIRVIEW
 PROVINCIAL ELECTORAL DIVISION

AS DEFINED BY CHAPTER 28, THE LEGISLATIVE ASSEMBLY STATUTES AMENDMENT ACT, 1977

R13 R12 R11 R10 R9 R8 R7 R6 R5 R4 R3 R2 R1



TOWN OF FAIRVIEW



TOWN OF SPIRIT RIVER

COST SUMMARY

ELECTION STAFF FEES AND EXPENSES

RETURNING OFFICER:		TOTAL
Fees	\$ 4,180	
Travel	1,423	
Printing/Publishing	1,012	
Office	<u>303</u>	
		\$ 6,918
ELECTION CLERK:		
Fees		2,843
SUPERVISORY DEPUTY RETURNING OFFICER:		
Fees		200
DEPUTY RETURNING OFFICER:		
Fees	6,975	
Travel	<u>128</u>	
		7,103
POLL CLERK:		
Fees	4,100	
Travel	<u>53</u>	
		4,153
POLLING PLACE RENTAL		1,395
CHIEF ELECTORAL OFFICE:		
Map and Travel		<u>743</u>
	TOTAL	<u>\$ 23,355</u>

