


**The Report of the
Chief Electoral Officer
on the
Redwater By-election
Held
Tuesday, May 21, 1996**



**The Report of the
Chief Electoral Officer
on the
Redwater By-election
Held
Tuesday, May 21, 1996**



Alberta Legislative Assembly
Office of the Chief Electoral Officer

Suite 100
11510 Kingsway Avenue
EDMONTON, ALBERTA
T5G 2Y5
Ph: 403/427-7191
Fax: 403/422-2900

September 20, 1996

Mr. Ron Hierath, Chairman
Standing Committee
on Legislative Offices
Legislature Building
Edmonton, Alberta

Dear Mr. Hierath:

I have the privilege to enclose the Report of the Chief Electoral Officer concerning the Redwater By-election that was held on Tuesday, May 21, 1996. Information on the Special Enumeration conducted in preparation for the by-election is also included.

This Report is submitted pursuant to the provisions of Section 4(3) of the Election Act.

Should you require clarification or additional information on anything contained in this Report I would be pleased to respond.

Faithfully,

Derm Whelan
Chief Electoral Officer

Table of Contents

Subject	Page
Letter of Transmittal	i
Table of Contents	ii
Introduction	1
Special Enumeration	1
By-election	2
Overview of Results	3
Statement of Results by Poll	4
Maps - Electoral Division of Redwater	5
Special Enumeration Financial Summary	10
By-election Financial Summary	11

Introduction

A vacancy in the Electoral Division of Redwater was created by the March 7, 1996 appointment of Mr. Nicholas William (Nick) Taylor to the Senate of Canada. According to Section 52(e) of the Election Act, Mr. Taylor was no longer eligible to serve as Member of the Legislative Assembly following his appointment. He resigned effective March 6, 1996, after almost a decade of service as a Member.

The resulting by-election was held pursuant to the provisions of the Election Act, Chapter E-2 of the Revised Statutes of Alberta, 1980, with amendments up to and including January 1, 1993. The electoral division boundary as described in the Electoral Divisions Statutes Amendment Act, 1993, proclaimed May 18, 1993, was used at this by-election.

Special Enumeration

In accordance with the provisions of Section 35 of the Election Act, the Chief Electoral Officer directed that a Special Enumeration be held within the Electoral Division of Redwater during the period from April 12 through April 20, 1996.

Accordingly, the electoral map was revised prior to the enumeration. The normal period of enumeration revisions was deferred in favour of the revision period associated with the election process.

Electors throughout the Electoral Division were informed of the Special Enumeration by advertisements published in the Morinville Mirror, Morinville Gazette, Redwater Review, Redwater Tribune, Gibbons Free Press, Smoky Lake Signal and Sturgeon Speaker.

The Special Enumeration resulted in the collection of 18,693 names of eligible electors to be placed on the List of Electors.

The total cost to conduct this Special Enumeration was \$29,318. A summary is presented on Page 10.

By-election

By order of the Lieutenant Governor in Council, a Writ of Election, dated April 23, 1996, was issued by the Chief Electoral Officer to the Returning Officer, Mrs. Jane McNamara, pursuant to Sections 36 and 37 of the Election Act.

Nomination Day was May 7, 1996 and Polling Day was May 21, 1996. Six candidates, each registered under the Election Finances and Contributions Disclosure Act, were nominated. Advance Polls were held on May 16th, 17th, and 18th. Three Mobile Polls were conducted on Polling Day.

The Returning Officer announced the Official Results on May 31, 1996. Mary Anne Balsillie, representing the Alberta Liberal Party, was declared duly elected. The Writ of Election and the Returning Officer's Certificate and Return, certifying the election of Mary Anne Balsillie, were returned to the Chief Electoral Officer on June 10, 1996. No appeal for a judicial recount or from any decision of the Returning Officer concerning any of the ballots, was applied for pursuant to Section 142 of the Election Act.

The Chief Electoral Officer arranged for the publication of the by-election return in the June 29, 1996 issue of the Alberta Gazette.

Nomination deposits were forfeited by four of the six candidates. The forfeited deposits, totalling \$800.00, were paid through the Chief Electoral Officer to the Provincial Treasurer for deposit to the General Revenue Fund.

An overview of results indicating the total votes obtained by each candidate and a statement of results by poll are on Pages 3 and 4. Maps of the Electoral Division of Redwater are presented on Pages 5 through 9.

The total cost to conduct the by-election was \$36,735. A summary is presented on Page 11.

Registered candidates are required to file By-election Campaign Period Financial Statements with the Office of the Chief Electoral Officer not later than September 23, 1996. The information, which pertains to candidates' election expenses, will be published in newspapers circulated in the Electoral Division in accordance with Section 3(1)(d) of the Election Finances and Contributions Disclosure Act.

Registered political parties must file audited financial statements not later than November 21, 1996. These financial statements will list contributions, receipts, transfers of funds/materials and expenditures concerning the campaigns. In accordance with Section 10 of the Election Finances and Contributions Disclosure Act, all financial statements will be available for inspection in the public files maintained by the Chief Electoral Officer and pertinent data will be published in the Twentieth Annual Report of the Chief Electoral Officer in August 1997.

Overview of Results

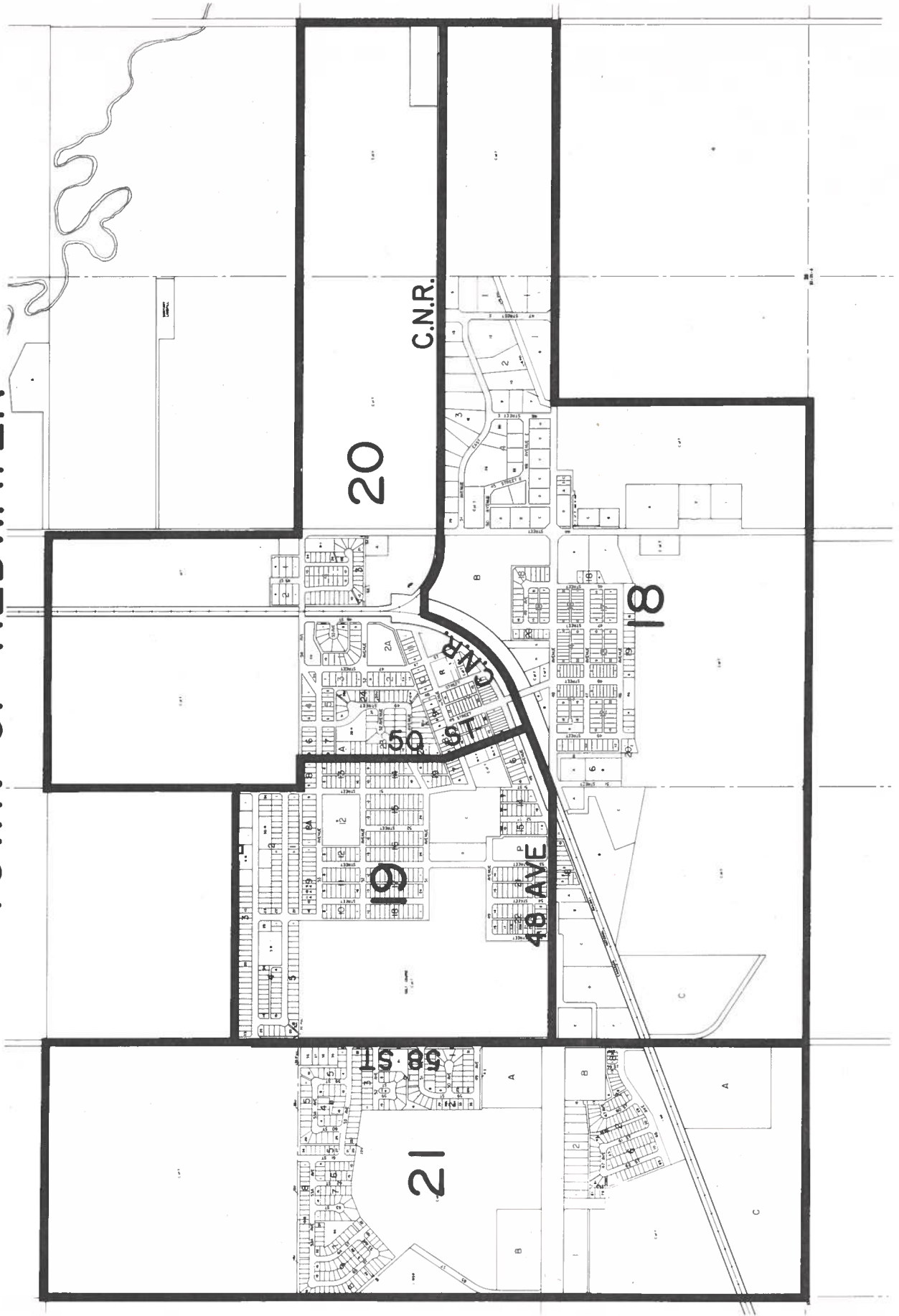
Candidate Political Affiliation *(Elected)	Valid Ballots Received	Percentage Of Valid Ballots
*Mary Anne BALSILLIE Alberta Liberal Party (LIB)	3,671	42.3
Don BELL Alberta Social Credit Party (SC)	773	8.9
Bill FINN The Forum Party (TFP)	135	1.5
Leonard M. FISH Independent	63	.7
Ross QUINN Alberta Progressive Conservative (PC)	3,573	41.2
Tom TURNER Alberta New Democrats (NDP)	465	5.4
Total Valid Ballots Counted	8,680	
● Total Names on List of Electors	19,130	
● Total Valid Ballots Counted	8,680	
● Total Ballots Declined	2	
● Total Ballots Rejected	18	
● Total Ballots Spoiled	14	
● Total Ballots Cast	8,700	
● Percent Voter Turnout	45.5%	

Electoral Division of Redwater

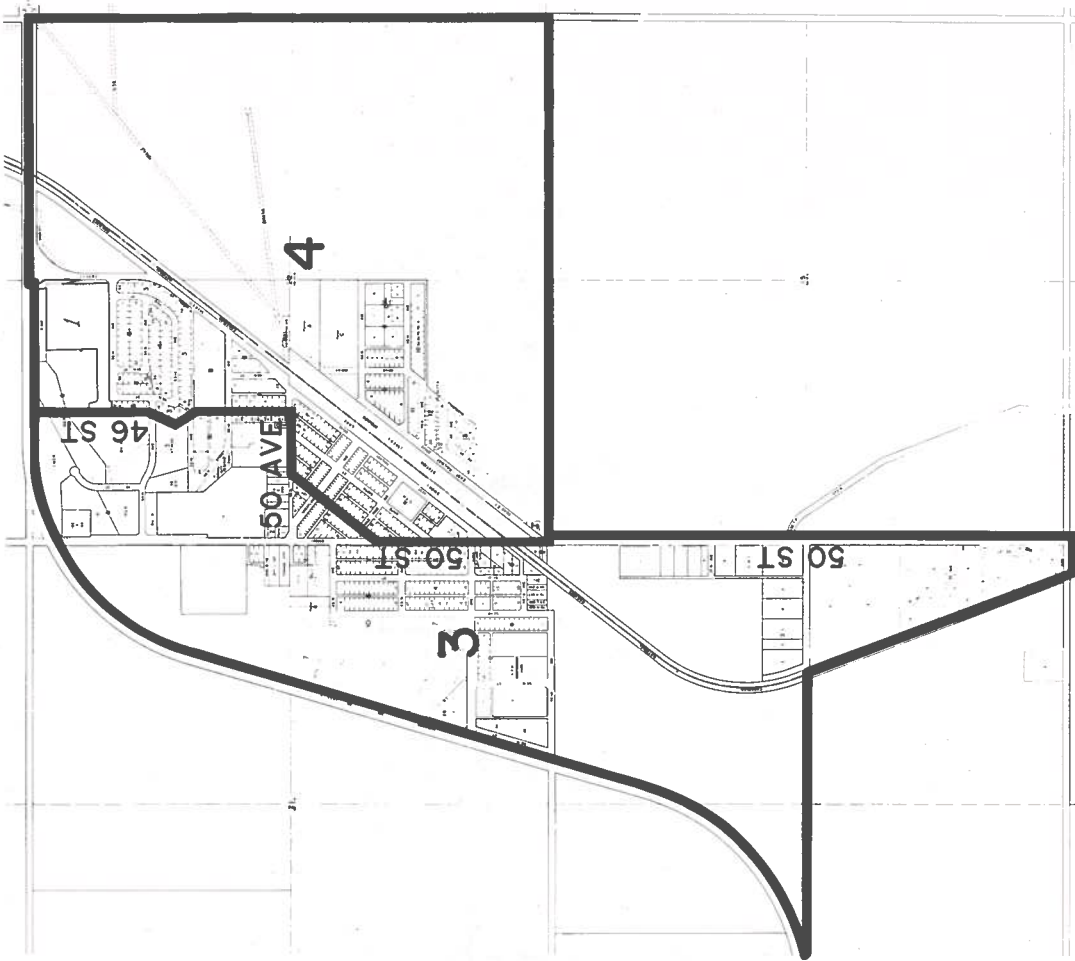
Statement of Official Results

POLL NUMBER	NAME OF POLL	NAMES ON LIST	BALSILLIE Mary Anne LIB	BELL Don SC	FINN Bill TFP	FISH Leonard IND	QUINN Ross PC	TURNER Tom NDP	VALID BALLOTS	SPOILED BALLOTS	DECLINED BALLOTS	REJECTED BALLOTS	% VOTER TURNOUT
1	SMOKY LAKE - RURAL	227	45	13	1	0	53	1	113	0	0	0	49.8
2	SMOKY LAKE - RURAL	324	56	8	2	1	113	3	183	0	0	0	56.5
3	SMOKY LAKE TOWN-WEST	344	109	9	2	0	69	6	195	1	0	3	57.9
4	SMOKY LAKE TOWN-EAST	399	109	13	0	0	64	11	197	0	0	2	49.9
5	WARSPITE VILLAGE & RURAL	291	67	16	5	1	51	8	148	1	0	0	51.2
6	WASKATENAU VILLAGE & RURAL	317	69	23	4	4	73	4	177	0	0	0	55.8
7	SPRUCEFIELD	294	55	30	2	0	56	12	155	0	0	0	52.7
8	NEWBROOK-EAST	265	23	78	1	0	46	5	153	0	0	0	57.7
9	NEWBROOK-WEST	241	21	36	2	0	25	15	99	0	0	0	41.1
10	ABEE	198	22	20	1	2	40	13	98	0	0	0	49.5
11	THORHILD VILLAGE	361	48	31	4	1	76	5	165	0	0	0	45.7
12	THORHILD-RURAL	372	59	18	1	1	72	8	159	0	0	0	42.7
13	RADWAY-RURAL	261	58	27	2	1	52	4	144	0	0	0	55.2
14	RADWAY VILLAGE	113	37	5	3	0	20	4	69	0	0	2	62.8
15	EGREMONT HAMLET & RURAL	279	41	11	4	2	44	9	111	0	0	0	39.8
16	REDWATER-RURAL	268	49	11	2	1	69	4	136	0	0	0	50.8
17	REDWATER-RURAL	345	35	17	4	0	73	10	139	0	0	0	40.3
18	REDWATER TOWN-SOUTH	248	39	18	6	3	47	9	122	0	0	0	49.2
19	REDWATER TOWN-CENTER	329	78	18	2	0	82	7	187	0	0	0	56.8
20	REDWATER TOWN-NORTH	360	73	21	2	0	70	2	168	0	0	0	46.7
21	REDWATER TOWN-WEST	394	81	10	3	3	109	10	216	0	0	1	55.1
22	CORONADO	464	73	13	6	0	100	8	200	0	0	0	43.1
23	GIBBONS-RURAL	371	41	9	1	1	91	4	147	0	0	0	39.6
24	GIBBONS TOWN-NORTH	324	79	7	3	1	47	17	154	0	0	0	47.5
25	GIBBONS TOWN-WEST	234	42	7	6	2	44	4	105	0	0	1	45.3
26	GIBBONS TOWN-EAST	491	81	6	6	0	82	11	186	0	0	0	37.9
27	GIBBONS TOWN-SOUTHEAST	498	70	6	2	2	58	9	147	0	0	0	29.5
28	GIBBONS TOWN-SOUTHWEST	81	7	2	0	0	11	2	22	1	0	0	28.4
29	BON ACCORD-RURAL	461	54	16	0	0	63	3	136	1	0	0	29.7
30	BON ACCORD TOWN-EAST	288	45	10	3	8	28	14	108	0	0	0	37.5
31	BON ACCORD TOWN-CENTER	277	52	14	5	6	38	6	121	0	0	0	43.7
32	BON ACCORD TOWN-WEST	267	51	4	4	8	38	8	113	0	0	0	42.3
33	FEDORAH	538	69	18	3	1	96	7	194	0	0	0	36.1
34	LEGAL TOWN-NORTH	296	59	1	2	1	52	7	122	0	0	1	41.6
35	LEGAL TOWN-SOUTH	314	66	1	5	1	79	2	154	0	0	0	49.0
36	LEGAL RURAL	340	42	6	1	0	71	5	125	1	0	0	36.8
37	MORINVILLE-NORTHWEST	421	101	14	0	0	44	23	182	0	0	1	43.5
38	MORINVILLE-SUNNYDALE ROAD	401	84	4	2	1	67	15	173	1	0	0	43.4
39	MORINVILLE-SUNSHINE LAKE	324	57	3	1	0	65	11	137	0	0	0	42.3
40	MORINVILLE-MORINVILLE DRIVE	478	101	9	0	1	60	30	201	0	0	0	42.1
41	MORINVILLE-GRANDIN DRIVE	329	96	1	2	1	55	11	166	0	0	0	50.5
42	MORINVILLE-CENTER	350	119	8	0	0	45	11	183	0	0	1	52.6
43	MORINVILLE-SOUTHEAST	461	99	6	1	0	70	12	188	1	0	0	40.8
44	MORINVILLE-SOUTH CENTER	339	101	4	3	0	63	9	180	0	0	0	53.1
45	MORINVILLE-CHAMPLAIN HEIGHTS	324	65	4	1	0	52	28	150	0	0	0	46.3
46	MORINVILLE APARTMENTS WEST	183	26	2	1	0	26	9	64	0	0	0	35.0
47	MORINVILLE-RURAL NORTH	231	38	5	2	0	40	3	88	0	0	0	38.1
48	MORINVILLE-RURAL SOUTH	302	45	7	2	1	79	3	137	0	0	0	45.4
49	CARDIFF	566	73	66	2	0	113	8	262	0	0	1	46.5
50	NAMAO-RURAL	646	95	21	1	0	132	5	254	2	0	0	39.6
51	LAMOUREUX	479	70	8	4	0	84	2	168	0	0	0	35.1
52	STARKEY MINE	183	36	10	0	0	20	1	67	0	0	0	36.6
53	STURGEON RIVER LEFT BANK	425	84	4	0	0	60	0	148	1	0	0	35.1
54	STURGEON VALLEY-WEST	369	61	6	2	1	54	0	124	1	0	0	33.9
55	STURGEON VALLEY-EAST	232	46	5	0	0	29	2	82	1	0	0	35.8
56	TURNIP LAKE	173	28	1	1	0	38	0	68	0	0	0	39.3
57	LANCASTER PARK-WEST	220	17	0	0	1	6	0	24	0	0	0	10.9
58	LANCASTER PARK-EAST	220	12	1	2	0	20	2	37	0	0	0	16.8
59	ADVANCE POLL-SMOKY LAKE		11	1	0	0	6	1	19	0	0	0	
60	ADVANCE POLL-REDWATER		30	5	0	1	18	0	54	1	0	0	
61	ADVANCE POLL-MORINVILLE		55	3	0	0	76	6	140	0	0	0	
62	MOBILE POLL-EAST		20	6	6	3	8	5	48	0	1	0	
63	MOBILE POLL-WEST		46	4	1	2	14	5	72	0	0	0	
64	MOBILE POLL-CENTER		35	10	1	0	12	3	61	1	0	1	
65	SPECIAL BALLOT POLL		15	2	0	0	15	3	35	0	1	4	
TOTAL		19,130	3,671	773	135	63	3,573	465	8,680	14	2	18	45.5

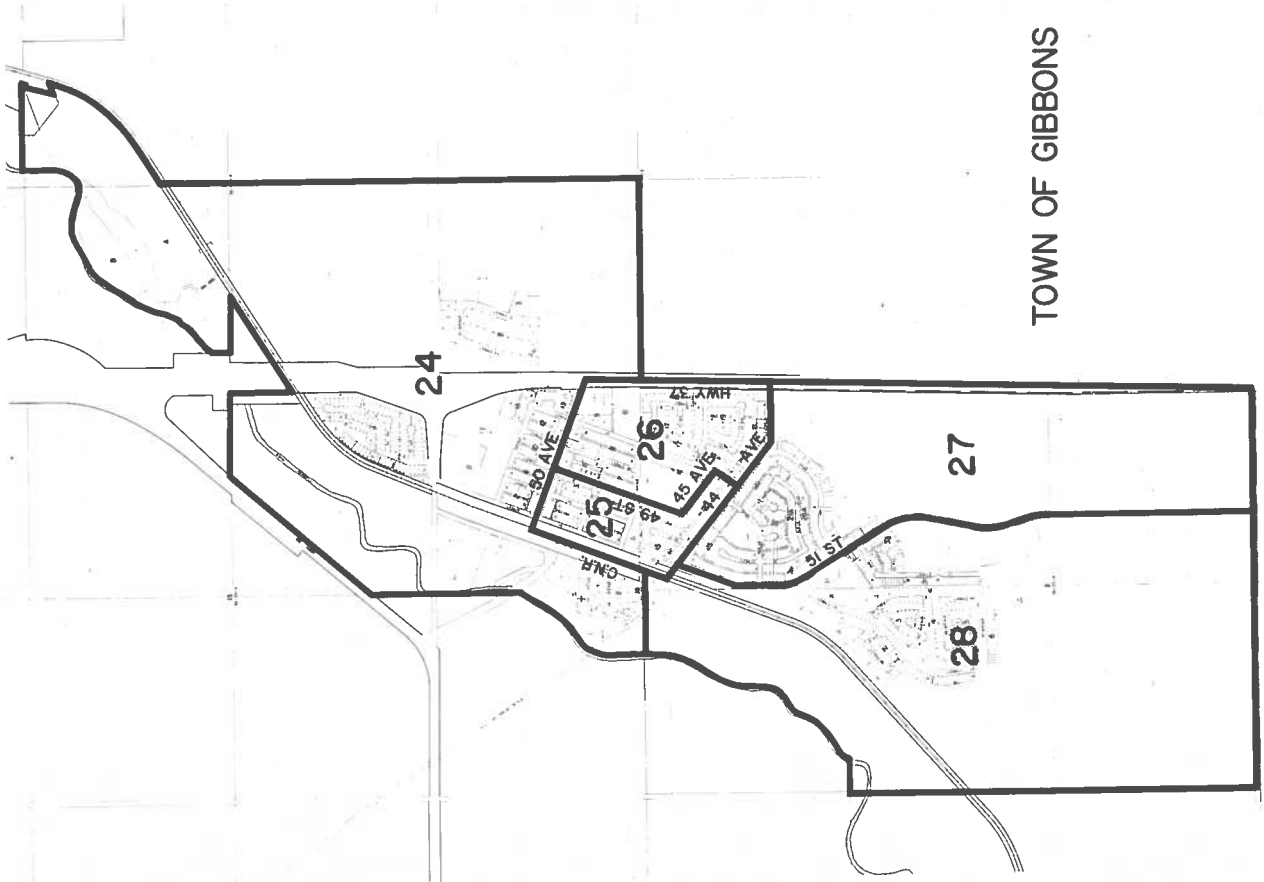
TOWN OF REDWATER



TOWN OF SMOKY LAKE



TOWN OF GIBBONS



Redwater Special Enumeration Financial Summary

Returning Officer:

Fees	3,964.	
Travel	252.	
Rentals, Miscellaneous and Telephone	484.	
Publishing	2,970.	
Printing	600.	
Support Staff	<u>26.</u>	8,296.

Enumerators:

Fees	17,823.	
Travel	<u>3,199.</u>	21,022.

Total Cost of the Redwater Special Enumeration \$29,318.

Redwater By-election Financial Summary

Returning Officer:

Fees	5,967.	
Travel	107.	
Office Rental, Miscellaneous and Telephone	1,823.	
Publishing	1,180.	
Printing	<u>750.</u>	9,827.

Election Clerk:

Fees	4,042.	
Travel	<u>124.</u>	4,166.

Supervisory Deputy Returning Officers:

Fees		1,268.
------	--	--------

Deputy Returning Officers:

Fees		12,306.
------	--	---------

Poll Clerks:

Fees		6,900.
------	--	--------

Polling Place Rentals:

2,268.

Total Cost of the Redwater By-election

\$36,735.

The first part of the document discusses the importance of maintaining accurate records of all transactions. It emphasizes that every entry, no matter how small, should be recorded to ensure the integrity of the financial statements. This includes not only sales and purchases but also expenses and income. The document also highlights the need for regular reconciliation of accounts to identify any discrepancies early on.

In addition, the document provides a detailed breakdown of the accounting cycle, which consists of eight steps. These steps range from identifying the accounting system to preparing financial statements. Each step is explained in detail, with examples provided to illustrate the process. The document also includes a section on the classification of assets and liabilities, which is essential for understanding the balance sheet.

Furthermore, the document discusses the importance of proper documentation and the role of the accountant in ensuring that all transactions are properly recorded and reported. It also touches upon the ethical responsibilities of accountants and the consequences of unethical behavior. The document concludes with a summary of the key points discussed and a final note on the importance of accuracy and honesty in accounting.