



Report of the Chief Electoral Officer

**on the September 3, 2015
By-election in Calgary-Foothills
and the March 22, 2016
By-election in Calgary-Greenway**





chief electoral office

Suite 100
11510 Kingsway NW
Edmonton, Alberta
Canada T5G 2Y5

Tel | 780.427.7191
Fax | 780.422.2900

info@elections.ab.ca

May 2016

Mr. David Shepherd, MLA
Chair, Standing Committee on Legislative Offices
c/o Jody Rempel
3rd Floor, Federal Building
9820 – 107 Street
Edmonton, Alberta T5K 1E7

Dear Mr. Shepherd:

I have the privilege to submit the Report of the Chief Electoral Officer concerning the by-election held on September 3, 2015 in the electoral division of Calgary-Foothills and on the by-election held on March 22, 2016 in the electoral division of Calgary-Greenway, in accordance with the provisions of section 4(5) of the *Election Act*.

Should you require additional information on any aspect of this Report, I would be pleased to respond.

Sincerely,

A handwritten signature in blue ink, reading "Glen Resler".

Glen Resler
Chief Electoral Officer

TABLE OF CONTENTS

COMPARATIVE STATISTICS: BY-ELECTIONS 1979-2016ii

SECTION 1: CALGARY-FOOTHILLS BY-ELECTION.....1

INTRODUCTION3

THE BY-ELECTION.....4

POST ELECTION7

OVERVIEW OF RESULTS AND STATISTICS8

DEMOGRAPHICS9

SUMMARY OF RESULTS BY POLL13

FINANCIAL SUMMARY18

SECTION 2: CALGARY-GREENWAY BY-ELECTION.....19

INTRODUCTION21

THE BY-ELECTION.....22

POST ELECTION25

OVERVIEW OF RESULTS AND STATISTICS26

DEMOGRAPHICS27

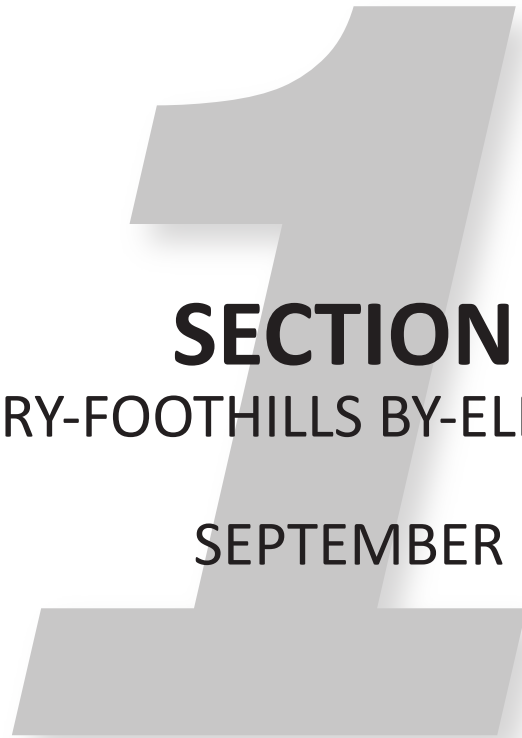
SUMMARY OF RESULTS BY POLL31

FINANCIAL SUMMARY36

COMPARATIVE STATISTICS: BY-ELECTIONS 1979-2016

By-Election Date	Electoral Division	Valid Ballots	Rejected Ballots	Declined Ballots	Ballots Cast	Names on List	Voter Turnout
March 22, 2016	Calgary-Greenway	8,270	60	2	8,332	28,709	29.0%
September 3, 2015	Calgary-Foothills	12,737	26	2	12,765	33,407	38.2%
October 27, 2014	Calgary-Elbow	12,670	23	2	12,695	34,163	37.2%
	Calgary-Foothills	11,842	14	19	11,875	32,743	36.3%
	Calgary-West	10,894	17	1	10,912	30,541	35.7%
	Edmonton-Whitemud	14,163	14	17	14,194	35,795	39.7%
September 14, 2009	Calgary-Glenmore	10,991	29	1	11,021	28,164	39.1%
June 12, 2007	Calgary-Elbow	10,538	13	3	10,554	30,538	34.6%
	Drumheller-Stettler	7,251	14	2	7,267	22,509	32.3%
April 8, 2002	Wainwright	6,552	12	0	6,564	19,563	33.6%
September 25, 2000	Red Deer-North	4,150	5	2	4,157	20,409	20.4%
June 12, 2000	Edmonton-Highlands	8,237	27	1	8,265	19,714	41.9%
June 17, 1998	Edmonton-McClung	9,406	10	0	9,416	23,094	40.8%
May 21, 1996	Redwater	8,680	18	2	8,700	19,130	45.5%
April 20, 1995	Calgary-McCall	5,720	17	2	5,739	20,514	28.0%
October 26, 1992	Three Hills	10,337	34	-	10,371	17,736	58.5%
July 21, 1992	Calgary-Buffalo	8,602	47	-	8,649	26,029	33.2%
March 5, 1992	Little Bow	5,585	18	-	5,603	9,158	61.2%
December 17, 1990	Edmonton-Strathcona	9,339	24	-	9,363	19,252	48.6%
May 9, 1989	Stettler	7,789	15	-	7,804	11,618	67.2%
November 23, 1987	Chinook	5,441	9	-	5,450	10,149	53.7%
December 11, 1985	Edmonton-Whitemud	9,900	10	-	9,910	30,082	32.9%
February 21, 1985	Spirit River-Fairview	6,839	11	-	6,850	10,545	65.0%
February 17, 1982	Olds-Didsbury	9,523	10	-	9,533	13,798	69.1%
November 21, 1979	Barrhead	6,342	29	-	6,371	11,409	55.8%


Note: Declined ballots were not tracked or reported until 1995 for by-elections. Declined ballots were first reported in Alberta for the 1993 General Election.



SECTION ONE

CALGARY-FOOTHILLS BY-ELECTION

SEPTEMBER 3, 2015



INTRODUCTION

On May 25, 2015, a vacancy was created in the electoral division of Calgary-Foothills when Jim Prentice disclaimed his right to become a Member of the Legislative Assembly, pursuant to section 139(1) of the *Election Act*.

In accordance with sections 39 and 40 of the *Election Act*, by order of the Lieutenant Governor in Council, a Writ of Election was issued by the Chief Electoral Officer on August 6, 2015, and transmitted to the returning officer for Calgary-Foothills. The Writ of Election indicated an election date of Thursday, September 3, 2015, in the electoral division.

The electoral division boundaries described in the *Electoral Divisions Act* (in force as of March 26, 2012) were used during the by-election.

KEY DATES

Thursday, August 6, 2015	Writ of Election is issued by the Chief Electoral Officer and is transmitted to the returning officer for Calgary-Foothills
Tuesday, August 11, 2015	Revisions period is commenced, allowing electors to have their names added to the List of Electors
Friday, August 14, 2015	“Notice of Election” cards were mailed to every address in the electoral division
Monday, August 17, 2015	Candidate Nominations closed (2:00 PM)
Friday, August 21, 2015	“Where to Vote” cards were mailed to every registered elector and to each registered address in the electoral division
Saturday, August 22, 2015	Revisions to the Lists of Electors closed (4:00 PM)
Wednesday, August 26, 2015	First day of advance poll voting
Thursday, August 27, 2015	Second day of advance poll voting
Friday, August 28, 2015	Third day of advance poll voting
Saturday, August 29, 2015	Final day of advance poll voting
Thursday, September 3, 2015	Election Day
Monday, September 14, 2015	Announcement of the official results
Tuesday, November 3, 2015	Campaign period ends
Monday, January 4, 2016	Candidate campaign period financial statement filing deadline
Thursday, March 3, 2016	Party campaign period financial statement filing deadline

APPOINTMENT OF RETURNING OFFICER

The Chief Electoral Officer appointed **Charles Ian Tuckey** as the returning officer for the Calgary-Foothills by-election, pursuant to section 9(1.1) of the *Election Act* (the Act). The appointment came into effect on August 5, 2015.

THE BY-ELECTION

CANDIDATE REGISTRATION AND NOMINATION

In total, eight candidates registered with the Chief Electoral Officer in accordance with section 9 of the *Election Finances and Contributions Disclosure Act* (EFCDA) and all eight registered candidates filed candidate nomination papers in accordance with section 61 of the Act.

A listing by political party affiliation follows, showing the number of candidates that registered, filed nomination papers and filed financial statements.

Political Party Affiliation	Number of Candidates Registered	Number of Candidates Nominated	Number of Candidates that Filed Financial Statements
Alberta Liberal Party	1	1	1
Alberta New Democratic Party	1	1	1
Alberta Party	1	1	1
Green Party of Alberta	1	1	1
Progressive Conservative Association of Alberta	1	1	1
Wildrose Party	1	1	1
Independent	2	2	2

ADVANCE POLL

By legislation, an advance poll was held in the electoral division from Wednesday, August 26 through Saturday, August 29, from 9:00 am to 8:00 pm daily. The advance poll was held at the Foothills Alliance Church where three polling stations were established.

Ten election officers were recruited, hired, and trained for the advance poll. The advance poll had one supervisory deputy returning officer, one registration officer, one information officer, and one deputy returning officer and poll clerk for each of the three polling stations.

An additional deputy returning officer was hired to stand-in due to illness.

A total of 4,128 valid ballots were cast at the advance polls over the four day period, representing 32.4% of all valid ballots cast in the by-election.

Electoral Division	Number of Valid Ballots All Polls	Number of Valid Ballots Advance Polls	Advance Poll Ballots Cast Percentage
Calgary-Foothills	12,737	4,128	32.4%

MOBILE POLL

By legislation, mobile polls are to be held on Election Day, in treatment centres and supportive living facilities with ten or more resident inpatients or electors, where consultation with facility staff determines the service to be appropriate.

A deputy returning officer and a poll clerk, along with a facility representative, either set up a stationary poll in a fixed location, move from bedside-to-bedside, or both, depending on the situation.

This by-election saw one mobile poll held at the Edgemont Retirement Residence on Election Day. At this poll, a total of 44 valid ballots were cast.

SPECIAL BALLOT POLL

A Special Ballot poll was held at the returning office in the electoral division, throughout the election period, to facilitate voting for electors who were not able to vote at the advance poll or on Election Day. Special Ballots were picked-up, mailed-out, or completed by the elector in the returning office.

A total of 107 valid Special Ballots were cast.

ELECTION DAY

Election Day was held on Thursday, September 3, 2015. There were 61 polling stations in ten polling locations within the electoral division. We recruited, hired, and trained 188 election officers to work at the polls. Five of these election officers were supplied to polling stations to act as site monitors, at the request of the facility.

All ten polling locations opened on time at 9:00 am.

On Election Day, a total of 498 electors registered to vote by completing a Declaration of Elector at the time of voting. Election Day registrations are a good measure of the quality of the List of Electors compiled for use by election officers and political participants. Based on the number of names on the list after declarations were added, only 1.5% of electors were added when compared to the Election Day list.

There were 12,737 valid ballots cast in the by-election. Over 96% of those who voted in the by-election were already registered at their current address.

Voter turnout is traditionally low in by-elections, and this time was no exception. During the by-election, 38.2% of eligible electors cast a ballot.

POST ELECTION

The returning officer announced the official results of the by-election on September 14, 2015.

Mr. Prasad Panda, representing the **Wildrose Party**, was duly elected.

The Writ of Election and the Returning Officer's Certificate and Return certifying the candidate's election was returned to the Chief Electoral Officer on September 7, 2015.

The by-election return was published in the September 30, 2015 issue of the Alberta Gazette.

No application was made to the Courts for a judicial recount pursuant to sections 144 or 148 of the Act. No controverted election petition was filed for the by-election.

All registered candidates met the statutory filing deadline of January 4, 2016, therefore all nomination deposits of \$500 were refunded to each of the candidates' campaigns.

The total cost of the by-election was \$259,477.74. A cost summary is included on page 18.

FINANCIAL DISCLOSURE

Registered by-election candidates were required to file Campaign Period Financial Statements with Elections Alberta by January 4, 2016. Disclosure of the candidates' election expenses are available on our website (www.elections.ab.ca) in accordance with section 4(1)(d) of the EFCDA.

Registered political parties that participated in the by-election were required to file audited financial statements by March 3, 2016. These statements list funds received, campaign expenditures and transfer of funds and/or materials.

In accordance with section 11 of the EFCDA, all financial statements are available for inspection in the public files maintained by this Office and are posted in summary form on the Elections Alberta website.

OVERVIEW OF RESULTS AND STATISTICS

SUMMARY OF RESULTS BY CANDIDATE

Candidate	Party	Valid Votes	% of Votes	Names on List	% Turnout
Prasad Panda	WRP	4,872	38.3%		
Bob Hawkesworth	NDP	3,274	25.7%		
Blair Houston	PC	2,760	21.7%		
Ali Bin Zahid	LIB	792	6.2%		
Mark Taylor	AP	615	4.8%		
Janet Keeping	GPA	378	3.0%		
Antoni Grochowski	IND	46	0.4%		
		12,737	100%	33,407	38.2%

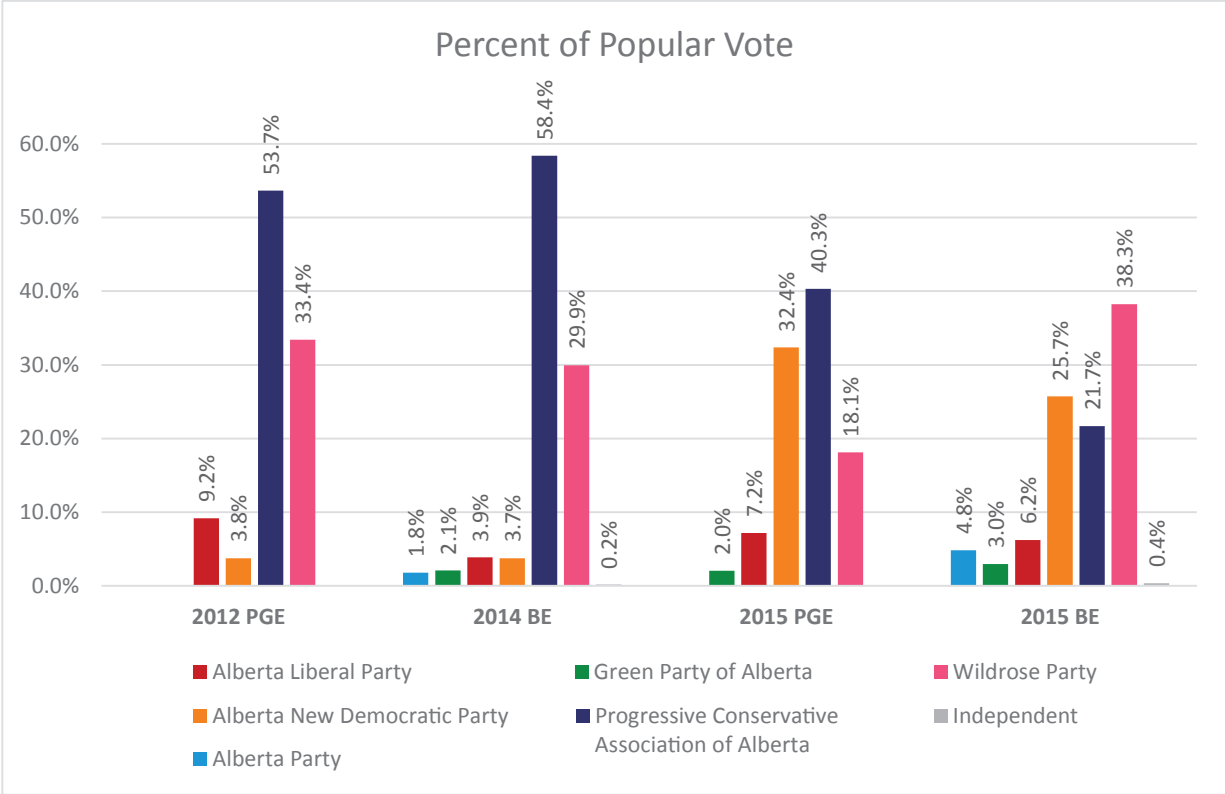
Note: Percentage of voter turnout includes rejected and declined ballots, in addition to valid ballots cast, as reflected in the poll-by-poll results commencing on page 13. Names appear in order of number of valid votes received. The name in bold print represents the elected candidate. Percentage of votes polled may not sum to 100% due to rounding.

Voter turnout is calculated based on the elector count on the post-Election Day List of Electors. The lists include the number of names on the List of Electors, with the additions of elector information from the revision period, online registrations, and Election Day declarations. This amount will differ with the voter turnout of 37.8% listed on the summary of results by poll on page 17, which is based on the preliminary list of electors prior to revisions and new elector registrations.

Political Party Affiliation Abbreviations:

- LIB: Alberta Liberal Party
- NDP: Alberta New Democratic Party
- AP: Alberta Party
- GPA: Green Party of Alberta
- PC: Progressive Conservative Association of Alberta
- WRP: Wildrose Party
- IND: Independent

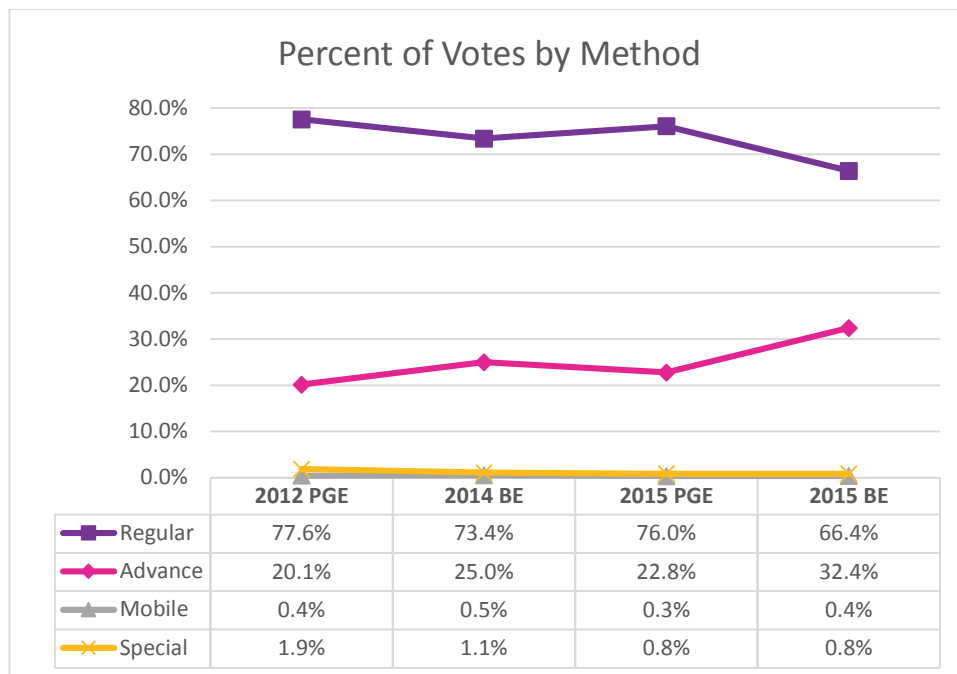
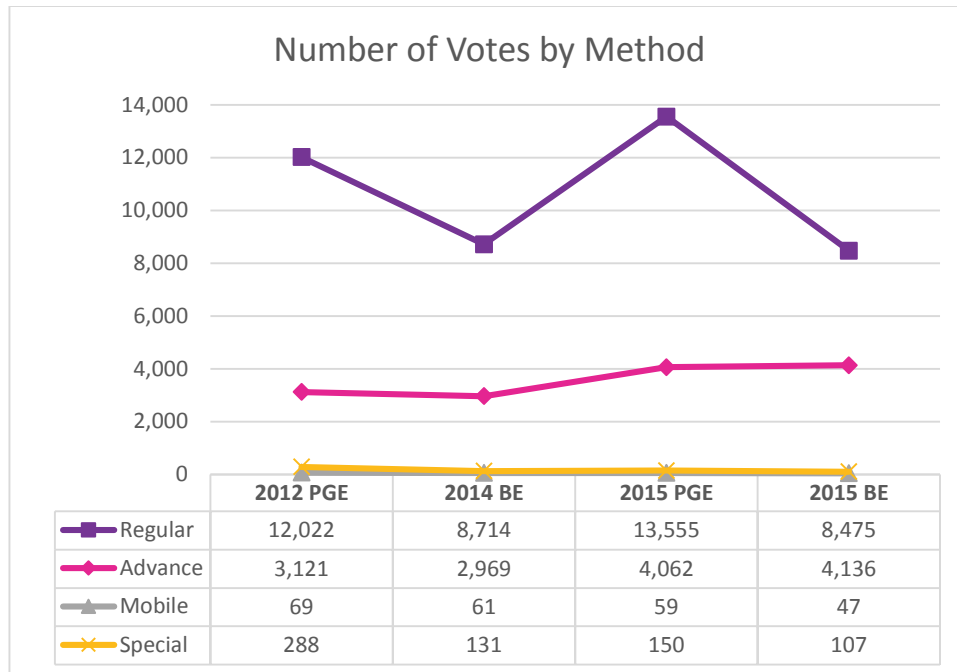
DEMOGRAPHICS



On average, over the past four elections within Calgary-Foothills, the popular vote received per party is shown:

- Alberta Liberal Party 6.6%
- Alberta New Democratic Party 16.2%
- Alberta Party 2.2%
- Green Party of Alberta 1.8%
- Progressive Conservative Association of Alberta 43.5%
- Wildrose Party 29.9%

VOTES BY METHOD

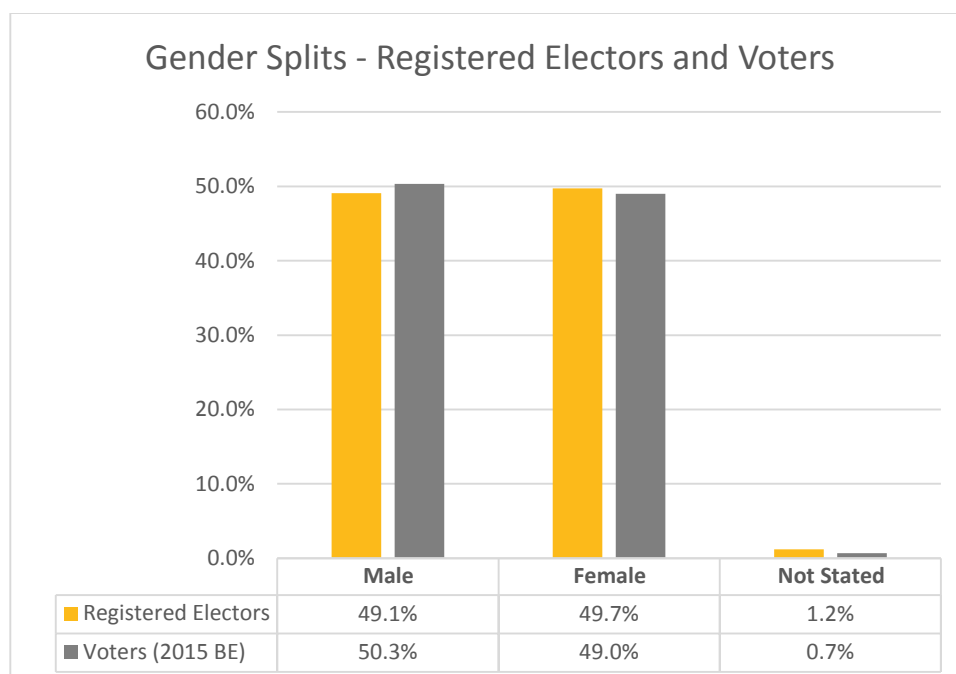
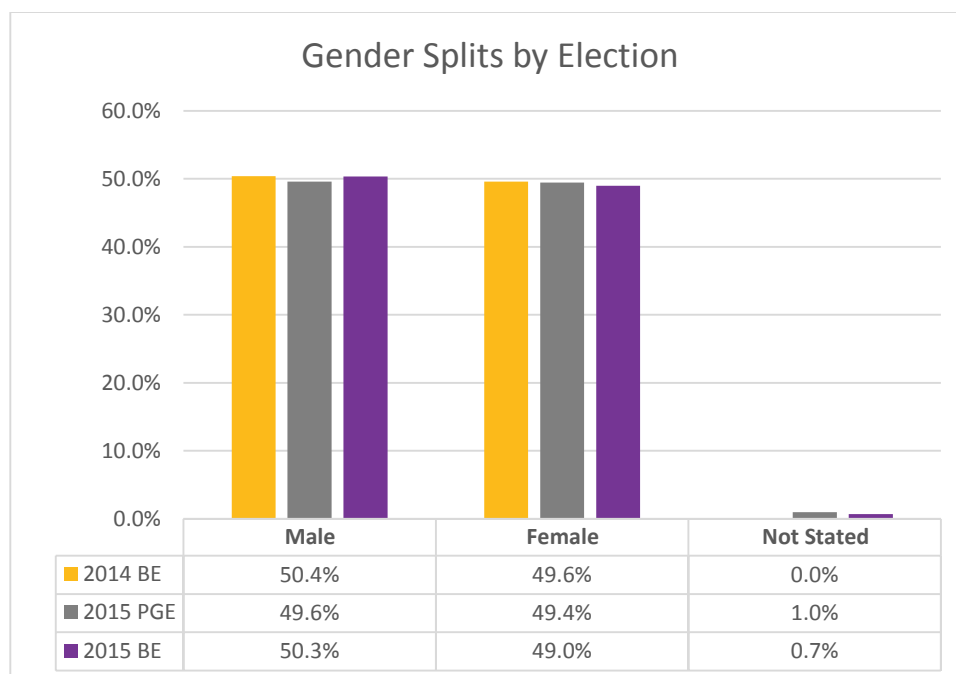


While the total number of ballots cast in the 2015 by-election was less than that of the Provincial General Election, the percent of ballots cast in the advance poll increased significantly from 22.8% to 32.4% in the 2015 by-election. Electors are utilizing the additional four days of advance voting to cast their ballot versus other means.

LEGEND:

PGE - Provincial General Election	M - Male	NS - Not Stated
BE - By-election	F - Female	

GENDER STATISTICS

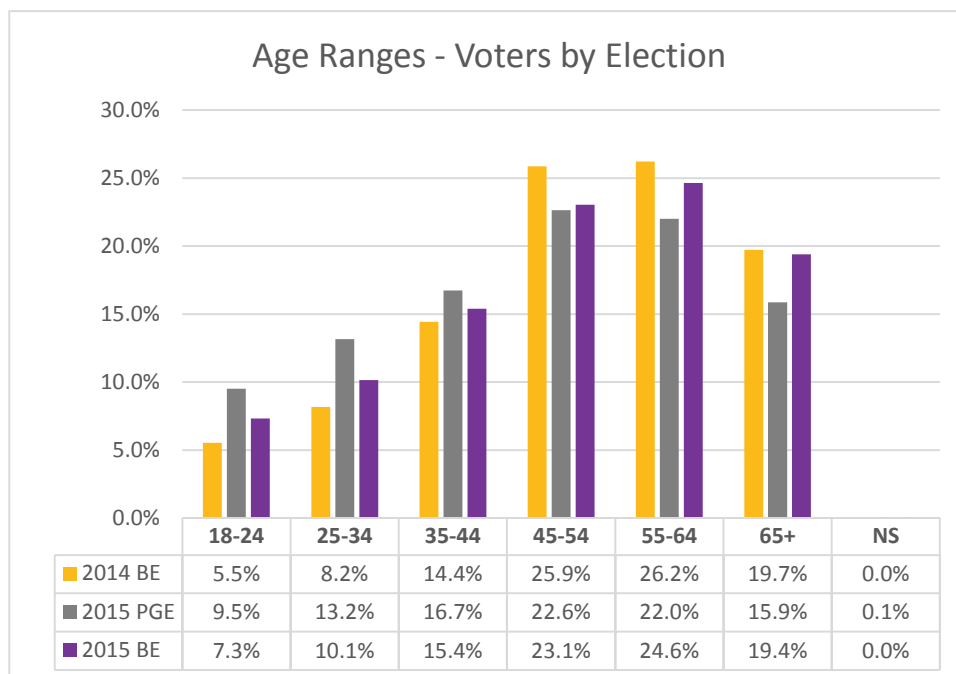


The statistical gap between male and female voters in Calgary-Foothills has remained fairly consistent over the past three elections, averaging a difference of only 0.8%; however, contrary to the provincial average, more males than females cast their ballot this by-election (1.3% more).

LEGEND:

PGE	-	Provincial General Election	M	-	Male	NS	-	Not Stated
BE	-	By-election	F	-	Female			

AGE STATISTICS




Two groupings of voters, 18-44 and 45-65+, follow similar voting patterns in all three electoral events. Across all age groups, voter turnout is consistent within a 5.0% deviation.

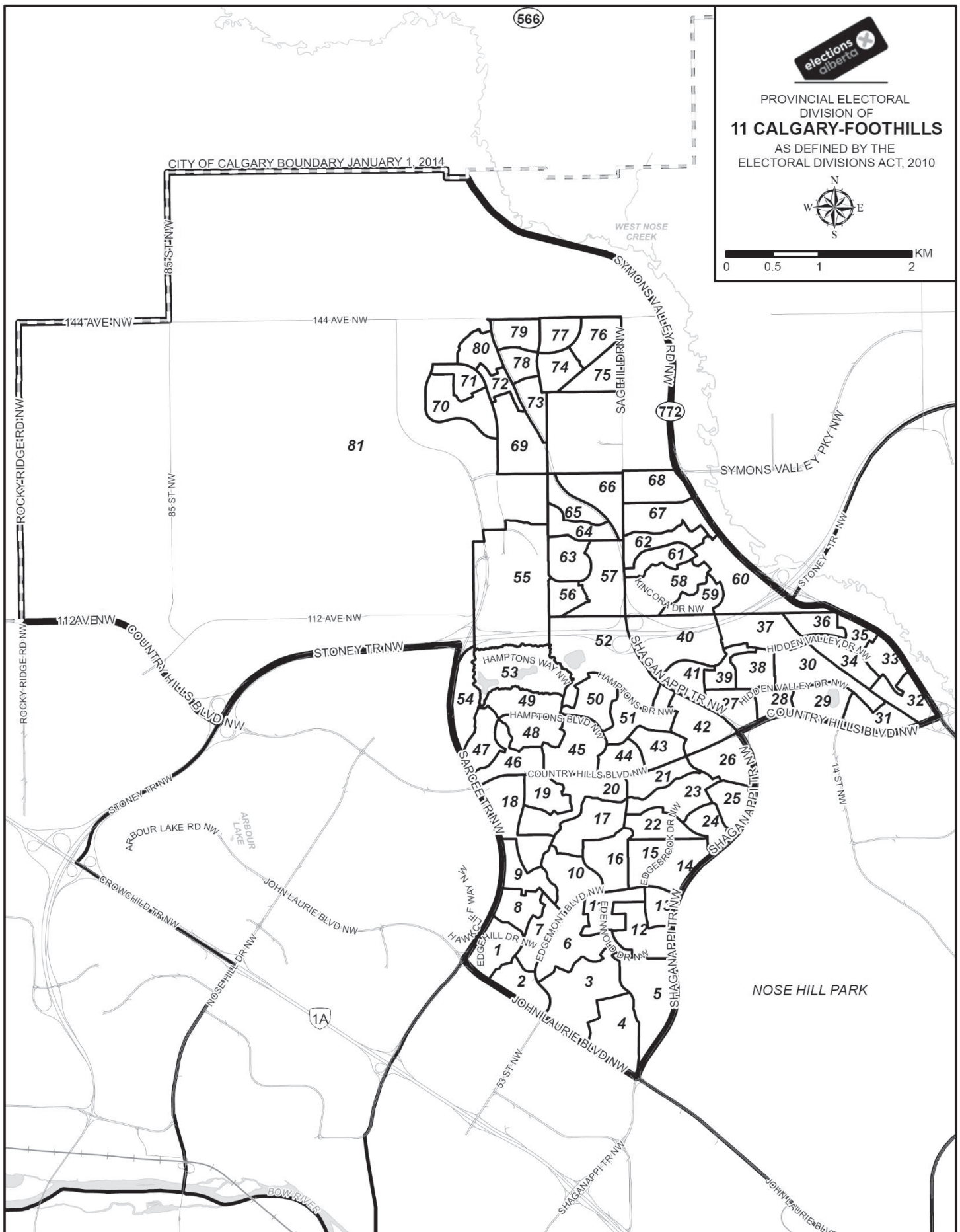
LEGEND:

PGE	-	Provincial General Election	M	-	Male	NS	-	Not Stated
BE	-	By-election	F	-	Female			

SUMMARY OF RESULTS BY POLL

CALGARY-FOOTHILLS





Summary of Results by Poll - Calgary-Foothills

Poll	Names on List	ANTONI GROCHOWSKI IND	HAWKESWORTH NDP	BLAIR HOUSTON PC	JANET KEEPING GPA	PRASAD PANDA WRP	MARK TAYLOR AP	ALI BIN ZAHID LIB	V	S	D	R	Voter Turnout (%)	
1 -	EDGEHILL	433	1	46	22	8	33	2	9	121	1	0	2	28.4
2 -	EDGE DALE	427	0	32	16	5	25	6	2	86	0	0	0	20.1
3 -	EDGEMONT ESTATES	455	0	42	23	11	47	6	4	133	0	0	0	29.2
4 -	EDGEMONT BAY	385	1	31	27	4	66	15	1	145	0	0	0	37.7
5 -	EDELWEISS	524	0	50	36	9	94	5	7	201	0	0	1	38.5
6 -	EDENSTONE	501	2	40	48	7	45	13	6	161	0	0	0	32.1
7 -	EDGEWOOD	421	0	33	19	3	11	2	2	70	0	0	0	16.6
8 -	EDGELAND	482	0	49	23	6	38	6	2	124	0	0	0	25.7
9 -	EDGEBYNE	325	2	43	26	4	41	4	5	125	0	0	0	38.5
10 -	EDGEVIEW	441	0	30	44	5	59	13	8	159	0	0	0	36.1
11 -	EDFORTH	523	0	51	47	11	63	16	10	198	0	0	0	37.9
12 -	EDCATH	486	2	46	40	12	63	4	10	177	0	0	0	36.4
13 -	EDENWOLD	529	0	51	23	3	30	1	5	113	1	0	0	21.4
14 -	EDGEBROOK	515	0	43	34	10	46	3	5	141	1	0	0	27.4
15 -	EDGEBANK	456	2	42	29	0	39	6	21	139	0	0	2	30.9
16 -	EDGEVALLEY	488	0	16	40	2	37	9	14	118	0	0	0	24.2
17 -	EDGEVALLEY LANDING	412	1	20	26	3	58	7	7	122	0	0	0	29.6
18 -	EDGE BURN	489	1	25	23	2	32	2	8	93	0	0	0	19.0
19 -	EDGE PARK	480	1	19	21	4	40	3	4	92	1	0	0	19.2
20 -	EDGERIDGE	608	0	33	35	3	41	6	5	123	0	0	2	20.6
21 -	EDGERIDGE TERRACE	486	1	21	13	2	33	8	6	84	0	0	0	17.3
22 -	EDGEVALLEY MEWS	428	1	37	25	0	40	7	3	113	0	0	1	26.6
23 -	EDGEBROOK COVE	437	0	31	34	3	25	2	20	115	0	0	0	26.3
24 -	EDGEBROOK CLOSE	339	0	30	43	6	43	5	10	137	0	0	0	40.4
25 -	EDGEBROOK PARK	472	0	27	25	4	37	7	3	103	0	0	0	21.8
26 -	EDGERIDGE VIEW	499	2	36	36	5	35	6	15	135	0	0	0	27.1
27/28 -	HIDDEN CLOSE / HIDDEN MEWS	728	2	62	32	16	55	14	11	192	0	0	2	26.6
29/30 -	HIDDEN COVE / HIDDEN VALLEY LANDING	896	1	58	74	5	97	12	6	253	0	0	0	28.2
31/32 -	HIDDEN VALLEY VALE / HIDDEN VALLEY PLACE	982	2	76	78	3	77	8	12	256	0	0	0	26.1
33/34 -	HIDDEN VALLEY MANOR / HIDDEN VALLEY GROVE	898	1	73	58	9	76	9	6	232	1	0	0	25.8
35/36 -	HIDDEN VALLEY VILLAS / HIDDEN SPRING	837	0	97	43	12	58	14	12	236	0	0	1	28.3

V = Valid Ballots S = Spoiled Ballots D = Declined Ballots R = Rejected Ballots

Summary of Results by Poll - Calgary-Foothills

Poll	Names on List	ANTONI GROCHOWSKI IND	HAWKESWORTH NDP	BOB HOUSTON PC	BLAIR KEEPING GPA	PRASAD PANDIA WRP	MARK TAYLOR AP	ALI BIN ZAHID LIB	V	S	D	R	Voter Turnout (%)	
37/38	- HIDDENRANCH CRES / HIDDENRANCH PLACE	997	0	92	74	8	97	29	11	311	1	0	0	31.2
39/40	- HIDDENRANCH ROAD / HIDDENHILLS PLACE	881	0	109	41	15	54	26	17	262	0	0	0	29.7
41	- HIDDENHILLS ROAD	407	1	35	28	3	25	13	11	116	0	0	0	28.5
42	- HAMPSTEAD TERRACE	488	0	21	27	1	41	2	10	102	1	0	1	21.1
43	- HAMPSTEAD ROAD	572	1	24	14	3	47	2	15	106	0	1	0	18.7
44	- HAMPSTEAD WAY	522	0	10	23	1	53	4	8	99	0	0	0	19.0
45	- HAMPSTEAD CIRCLE	636	0	14	57	2	39	3	12	127	0	0	0	20.0
46	- HAMPSTEAD COURT	537	0	21	20	3	32	4	6	86	0	0	1	16.2
47/54	- HAMPSHIRE GROVE / CITADEL	857	2	33	44	7	65	10	11	172	0	0	0	20.1
48	- HAMPTON MEWS	584	0	19	25	3	56	11	8	122	0	0	0	20.9
49	- HAMPTON CLOSE	514	0	5	31	1	28	2	11	78	1	0	0	15.2
50	- HAMPTON TERRACE	483	0	15	22	2	39	13	6	97	0	0	0	20.1
51/52	- HAMPTON LINK / HAMPTON HEIGHTS	832	0	36	43	7	72	4	10	172	0	0	0	20.7
53	- HAMPTON WAY	551	0	18	32	2	59	5	8	124	0	0	0	22.5
55	- SHERWOOD MEADOW	627	1	33	23	5	47	1	6	116	0	0	0	18.5
56/57	- SHERWOOD CIRCLE / SHERWOOD RISE	890	1	28	36	0	35	2	15	117	0	0	0	13.1
58	- KINCORA MANOR	534	0	53	50	3	54	12	10	182	0	0	0	34.1
59/60	- KINCORA PARK / KINCORA LANDING	803	1	78	52	9	77	20	8	245	0	0	1	30.6
61/62	- KINCORA POINT / KINCORA GARDEN	851	0	76	46	5	88	8	27	250	0	0	0	29.4
63/64/65	- SHERWOOD COMMON / SHERWOOD ROAD / SHERWOOD SQUARE	616	0	20	16	1	38	1	12	88	0	0	0	14.3
66/68	- KINCORA MEWS / KINLEA WAY	596	0	46	29	8	46	7	17	153	0	0	1	25.8
67	- KINCORA GLEN	608	0	37	46	4	44	7	13	151	0	0	0	24.8
69/70/71	- NOLAN HILL LANE / NOLANSHIRE / NOLANFIELD RISE	395	0	31	21	3	41	9	8	113	0	0	1	28.9
72/73	- NOLAN MANOR / SAGE BANK SOUTH	394	0	46	15	1	31	7	8	108	0	0	0	27.4
74	- SAGE VALLEY GREEN	358	0	20	17	2	34	4	0	77	0	0	0	21.5
75	- SAGEHILL WAY	466	0	23	11	4	36	7	2	83	0	0	0	17.8
76	- SAGEVALLEY CLOSE	386	1	16	13	1	29	9	3	72	0	0	0	18.7
77	- SAGEVALLEY DRIVE	294	0	17	14	1	21	8	4	65	0	0	0	22.1
78/79	- SAGE BANK NORTH / SAGE BERRY	337	0	28	20	5	20	5	1	79	0	0	0	23.4
80/81	- NOLANFIELD / NOLAN CLIFF	330	1	13	15	3	43	3	10	88	0	0	0	26.7

V = Valid Ballots S = Spoiled Ballots D = Declined Ballots R = Rejected Ballots

Summary of Results by Poll - Calgary-Foothills

Poll	Names on List	ANTONI GROCHOWSKI IND	HAWKESWORTH NDP	BLAIR HOUSTON PC	JANET KEEPING GPA	PRASAD PANDA WRP	MARK TAYLOR AP	ALI BIN ZAHID LIB	V	S	D	R	Voter Turnout (%)
82 -	ADVANCE - POLLS 1-26	9	425	378	45	914	57	107	1,935	0	1	2	
83 -	ADVANCE - POLLS 27-54	3	335	295	33	798	66	93	1,623	2	0	4	
84 -	ADVANCE - POLLS 55-81	2	165	88	7	224	27	57	570	0	0	1	
85 -	MOBILE - EDGE MONT RETIREMENT RESIDENCE	0	16	18	2	5	1	2	44	0	0	3	
86 -	SPECIAL BALLOT	0	26	13	1	56	5	6	107	0	0	0	
Total (Regular, Mobile, Special Ballot)													
Total (Advance)		32	2,349	1,999	293	2,936	465	535	8,609	8	1	19	
Total (All Polls)		33,728	925	761	85	1,936	150	257	4,128	2	1	7	
Vote Count (%)		46	3,274	2,760	378	4,872	615	792	12,737	10	2	26	37.8
		0.4	25.7	21.7	3.0	38.3	4.8	6.2					

FINANCIAL SUMMARY


Calgary-Foothills 2015 By-election	Total
Employer Contributions	\$ 4,120.61
Travel	161.76
Advertising	62,439.26
Freight and Postage	21,661.69
Rentals - Returning Officer's Office	3,613.50
Rentals - Polling Places	12,178.06
Telephones and Communications	1,300.05
Contract Services - Printing	15,492.67
Contract Services - Returning Officer's Office Staff	34,283.92
Contract Services - Polling Staff	53,981.01
Technology Services	38,962.50
Hosting	55.59
Election Materials and Supplies	11,227.12
TOTAL EXPENSES	\$ 259,477.74



SECTION TWO

CALGARY-GREENWAY BY-ELECTION

MARCH 22, 2016



INTRODUCTION

On November 23, 2015, a vacancy was created in the electoral division of Calgary-Greenway due to the unexpected death of Manmeet Bhullar, MLA.

In accordance with sections 39 and 40 of the *Election Act*, by order of the Lieutenant Governor in Council, a Writ of Election was issued by the Chief Electoral Officer on February 23, 2016, and transmitted to the returning officer for Calgary-Greenway. The Writ of Election indicated an election date of Tuesday, March 22, 2016, in the electoral division.

The electoral division boundaries described in the *Electoral Divisions Act* (in force as of March 26, 2012) were used during the by-election.

KEY DATES

Tuesday, February 23, 2016	Writ of Election is issued by the Chief Electoral Officer and is transmitted to the returning officer for Calgary-Greenway
Monday, February 29, 2016	Revisions period is commenced, allowing electors to have their names added to the List of Electors
Tuesday, March 1, 2016	“Notice of Election” cards were mailed to every address in the electoral division
Friday, March 4, 2016	Candidate Nominations closed (2:00 PM)
Thursday, March 17, 2016	“Where to Vote” cards were mailed to every registered elector and to each registered address in the electoral division
Saturday, March 12, 2016	Revisions to the Lists of Electors closed (4:00 PM)
Wednesday, March 16, 2016	First day of advance poll voting
Thursday, March 17, 2016	Second day of advance poll voting
Friday, March 18, 2016	Third day of advance poll voting
Saturday, March 19, 2016	Final day of advance poll voting
Tuesday, March 22, 2016	Election Day
Friday, April 1, 2016	Announcement of the official results
Sunday, May 22, 2016	Campaign period ends
Friday, July 22, 2016	Candidate campaign period financial statement filing deadline
Thursday, September 22, 2016	Party campaign period financial statement filing deadline

APPOINTMENT OF RETURNING OFFICER

The Chief Electoral Officer appointed **Kathy Zemp** as the returning officer for the Calgary-Greenway by-election, pursuant to section 9(1.1) of the *Election Act* (the Act). The appointment came into effect on February 19, 2016.

THE BY-ELECTION

CANDIDATE REGISTRATION AND NOMINATION

In total, eight candidates registered with the Chief Electoral Officer in accordance with section 9 of the *Election Finances and Contributions Disclosure Act* (EFCD) and all eight registered candidates filed candidate nomination papers in accordance with section 61 of the Act.

A listing by political party affiliation follows, showing the number of candidates that registered and filed nomination papers.

Political Party Affiliation	Number of Candidates Registered	Number of Candidates Nominated
Alberta Liberal Party	1	1
Alberta New Democratic Party	1	1
Green Party of Alberta	1	1
Progressive Conservative Association of Alberta	1	1
Wildrose Party	1	1
Independent	3	3

Candidate financial statements are due July 22, 2016.

ADVANCE POLL

By legislation, an advance poll was held in the electoral division from Wednesday, March 16 through Saturday, March 19, from 9:00 am to 8:00 pm daily. The advance poll was held at Abbeydale School, where five polling stations were established.

Sixteen election officers were recruited, hired, and trained for the advance poll. The advance poll had one supervisory deputy returning officer, two registration officers, two information officers, and one deputy returning officer and poll clerk for each of the five polling stations. The site was also supplied one site monitor.

A total of 2,385 valid ballots were cast at the advance polls over the four day period, representing 28.8% of all valid ballots cast in the by-election.

Electoral Division	Number of Valid Ballots All Polls	Number of Valid Ballots Advance polls	Advance poll Ballots Cast Percentage
Calgary-Greenway	8,270	2,385	28.8%

MOBILE POLL

By legislation, mobile polls are to be held on Election Day, in treatment centres and supportive living facilities with ten or more resident inpatients or electors, where consultation with facility staff determines the service to be appropriate.

A deputy returning officer and a poll clerk, along with a facility representative, either set up a stationary poll in a fixed location, move from bedside-to-bedside, or both, depending on the situation.

This by-election saw one mobile poll held at the Monterey Place on Election Day. At this poll, a total of 43 valid ballots were cast.

SPECIAL BALLOT POLL

A Special Ballot poll was held at the returning office in the electoral division, throughout the election period, to facilitate voting for electors who were not able to vote at the advance poll or on Election Day. Special Ballots were picked-up, mailed-out, or completed by the elector in the returning office.

A total of 53 valid Special Ballots were cast.

ELECTION DAY

Election Day was held on Tuesday, March 22, 2016. There were 68 polling stations in seven polling locations within the electoral division. We recruited, hired, and trained 188 election officers to work at the polls. Eight of these election officers were supplied to polling stations to act as site monitors, at the request of the facility.

All seven polling locations opened on time at 9:00 am.

On Election Day, a total of 924 electors registered to vote by completing a Declaration of Elector at the time of voting. Election Day registrations are a good measure of the quality of the List of Electors compiled for use by election officers and political participants. Based on the number of names on the list after declarations were added, only 3.2% of electors were added when compared to the Election Day list.

There were 8,270 valid ballots cast in the by-election. Over 88.8% of those who voted in the by-election were already registered at their current address.

Voter turnout is traditionally low in by-elections, and this time was no exception. During the by-election, 29.0% of eligible electors cast a ballot.

POST ELECTION

The returning officer announced the official results of the by-election on April 1, 2016.

Mr. Prab Gill, representing the **Progressive Conservative Association of Alberta**, was duly elected.

The Writ of Election and the Returning Officer's Certificate and Return certifying the candidate's election was returned to the Chief Electoral Officer on March 30, 2016.

The by-election return was published in the April 15, 2016 issue of the Alberta Gazette.

No application was made to the Courts for a judicial recount pursuant to sections 144 or 148 of the Act. No controverted election petition was filed for the by-election.

Nomination deposits of \$500 will be refunded to each of the candidates' campaigns if registered candidates meet the statutory filing deadline of July 22, 2016.

The total cost of the by-election was \$252,465.81. A cost summary is included on page 36.

FINANCIAL DISCLOSURE

Registered by-election candidates are required to file Campaign Period Financial Statements with Elections Alberta by July 22, 2016. Disclosure of the candidates' election expenses will be available on our website (www.elections.ab.ca) in accordance with section 4(1)(d) of the EFCDA.

Registered political parties that participated in the by-election are required to file audited financial statements by September 22, 2016. These statements list funds received, campaign expenditures and transfer of funds and/or materials.

In accordance with section 11 of the EFCDA, all financial statements will be made available for inspection in the public files maintained by this Office and will be posted in summary form on the Elections Alberta website.

OVERVIEW OF RESULTS AND STATISTICS

SUMMARY OF RESULTS BY CANDIDATE

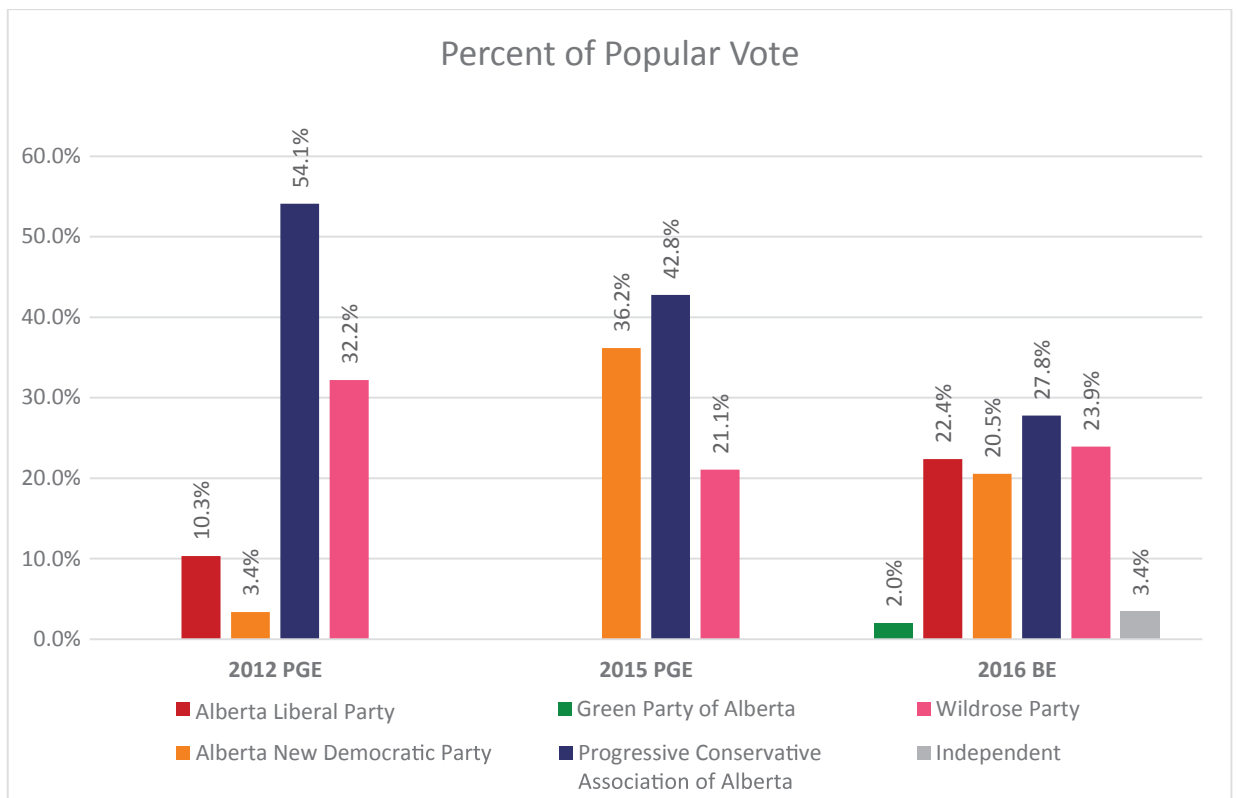
Candidate	Party	Valid Votes	% of Votes	Names on List	% Turnout
Gill, Prab	PC	2,296	27.8%		
Toor, Devinder	WRP	1,979	23.9%		
Karbani, Khalil	LIB	1,849	22.4%		
Rai, Roop	NDP	1,699	20.5%		
Boonlert, Thana	GPA	166	2.0%		
Abdulbaki, Said Hussein	IND	146	1.8%		
Heather, Larry	IND	105	1.3%		
Rai, Sukhi	IND	30	0.4%		
		8,270	100%	28,709	29.0%

Note: Percentage of voter turnout includes rejected and declined ballots, in addition to valid ballots cast, as reflected in the poll-by-poll results commencing on page 31. Names appear in order of number of valid votes received. The name in bold print represents the elected candidate. Percentage of votes polled may not sum to 100% due to rounding.

Voter turnout is calculated based on the elector count on the post-Election Day List of Electors. The lists include the number of names on the List of Electors, with the additions of elector information from the revision period, online registrations, and Election Day declarations. This amount will differ with the voter turnout of 28.5% listed on the summary of results by poll on page 35, which is based on the preliminary list of electors prior to revisions and new elector registrations.

- Political Party Affiliation Abbreviations:**
- LIB: Alberta Liberal Party
 - NDP: Alberta New Democratic Party
 - GPA: Green Party of Alberta
 - PC: Progressive Conservative Association of Alberta
 - WRP: Wildrose Party
 - IND: Independent

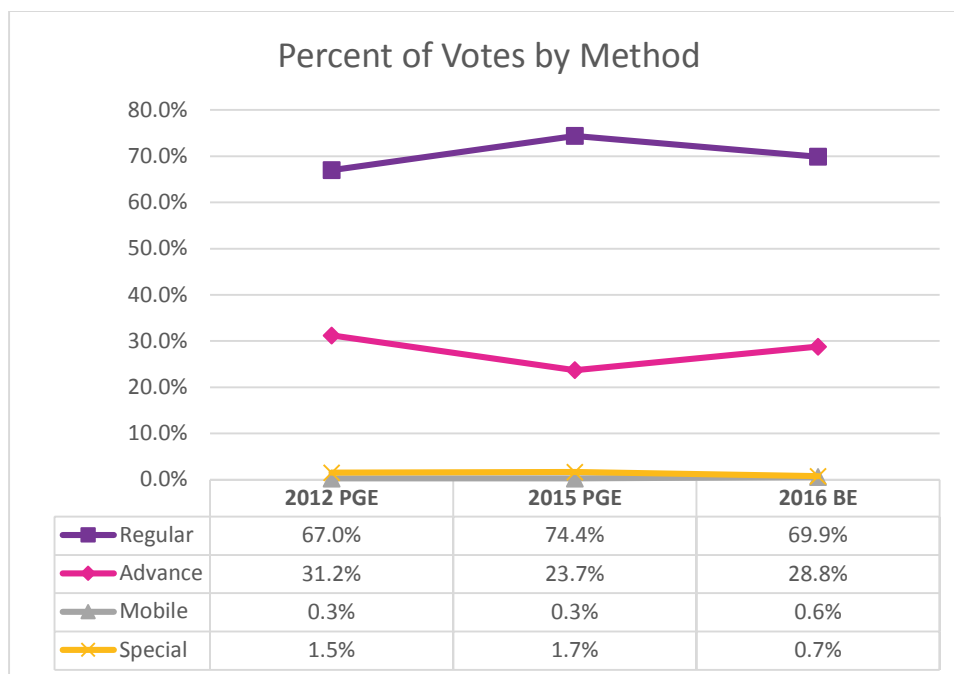
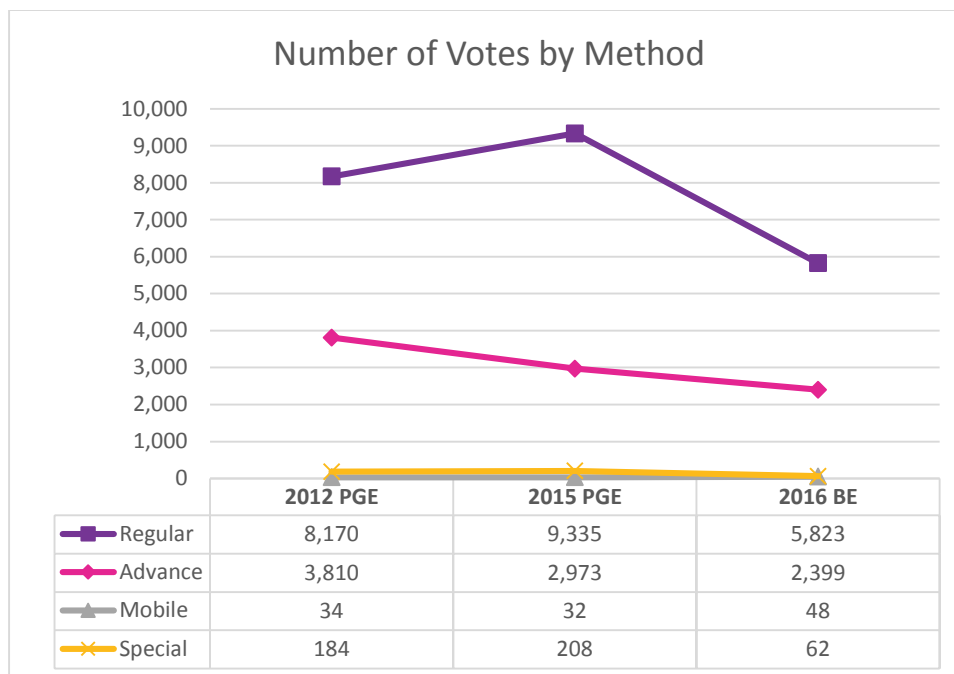
DEMOGRAPHICS



Over the past three elections within Calgary-Greenway, the average popular vote received per party is shown:

- Alberta Liberal Party 10.9%
- Alberta New Democratic Party 20.0%
- Green Party of Alberta 0.7%
- Progressive Conservative Association of Alberta 41.6%
- Wildrose Party 25.7%

VOTES BY METHOD

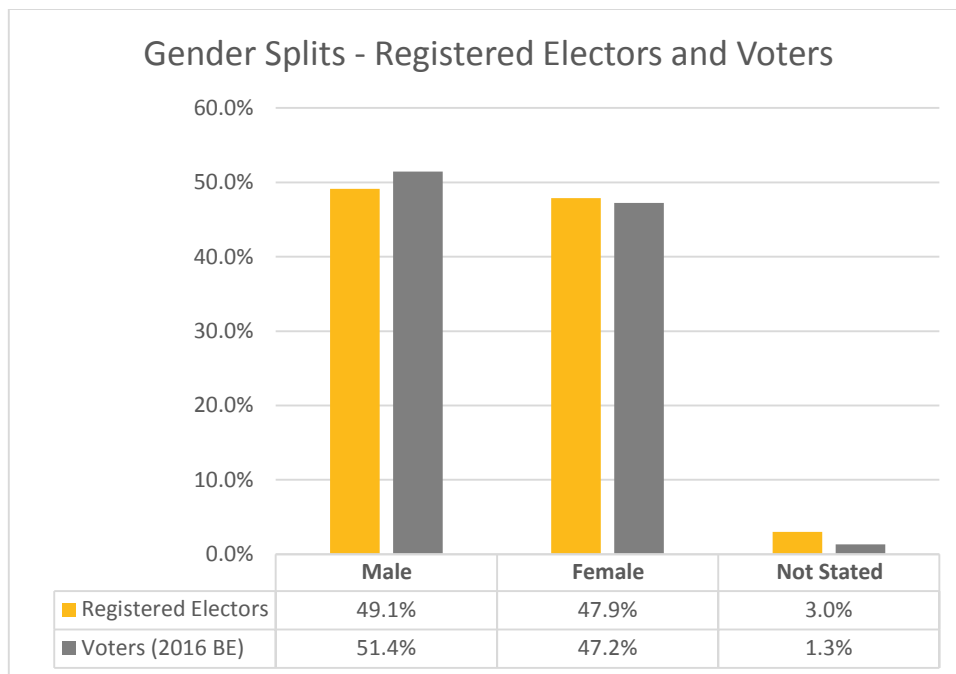
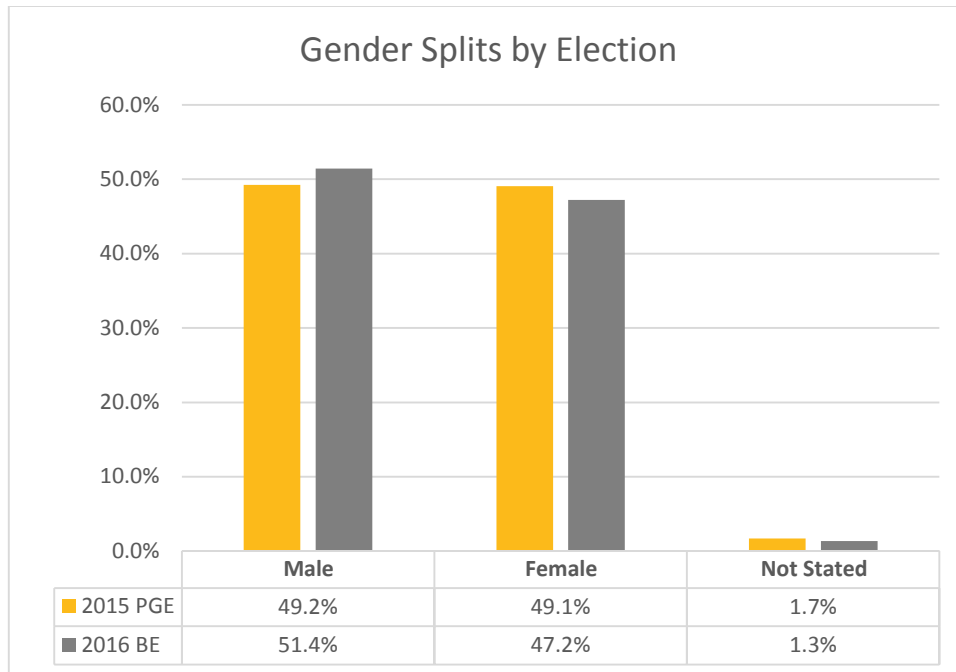


While the number of ballots cast in the advance poll decreased between the 2015 Provincial General Election and the 2016 by-election, the percent of ballots cast at advance polls increased from 23.7% to 28.8%. Electors are therefore utilizing the additional four days of voting to cast their ballot versus other means.

LEGEND:

PGE - Provincial General Election	M - Male	NS - Not Stated
BE - By-election	F - Female	

GENDER STATISTICS

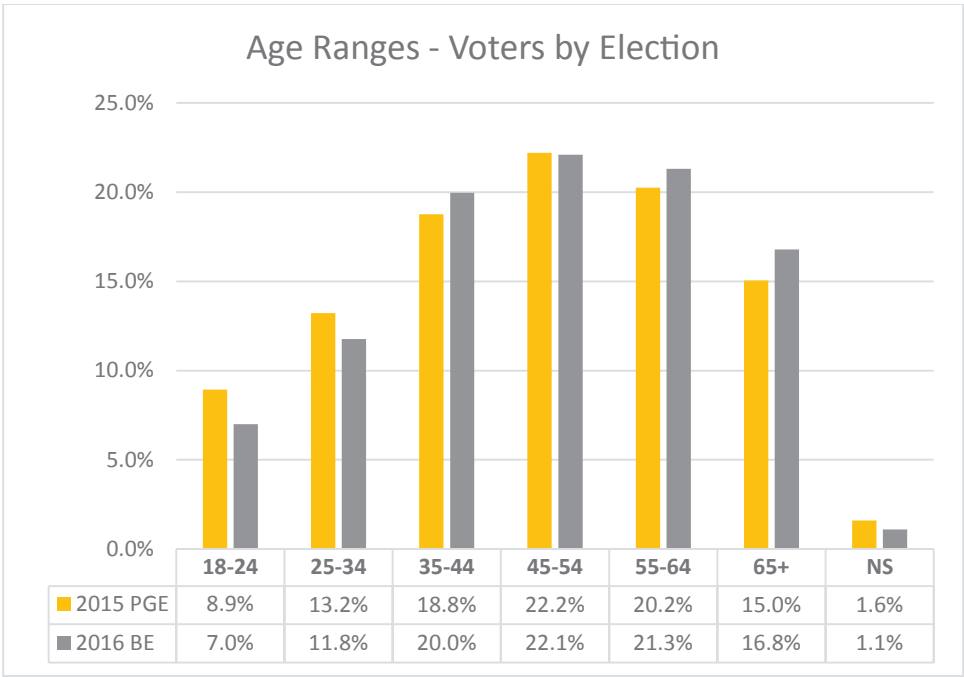


The statistical gap between male and female voters in Calgary-Greenway has remained fairly consistent, averaging only 0.3% difference between events. Similar to other by-elections, more males than females cast their ballots in this event, unlike the provincial trend which shows women outvoting men by 3.27%.

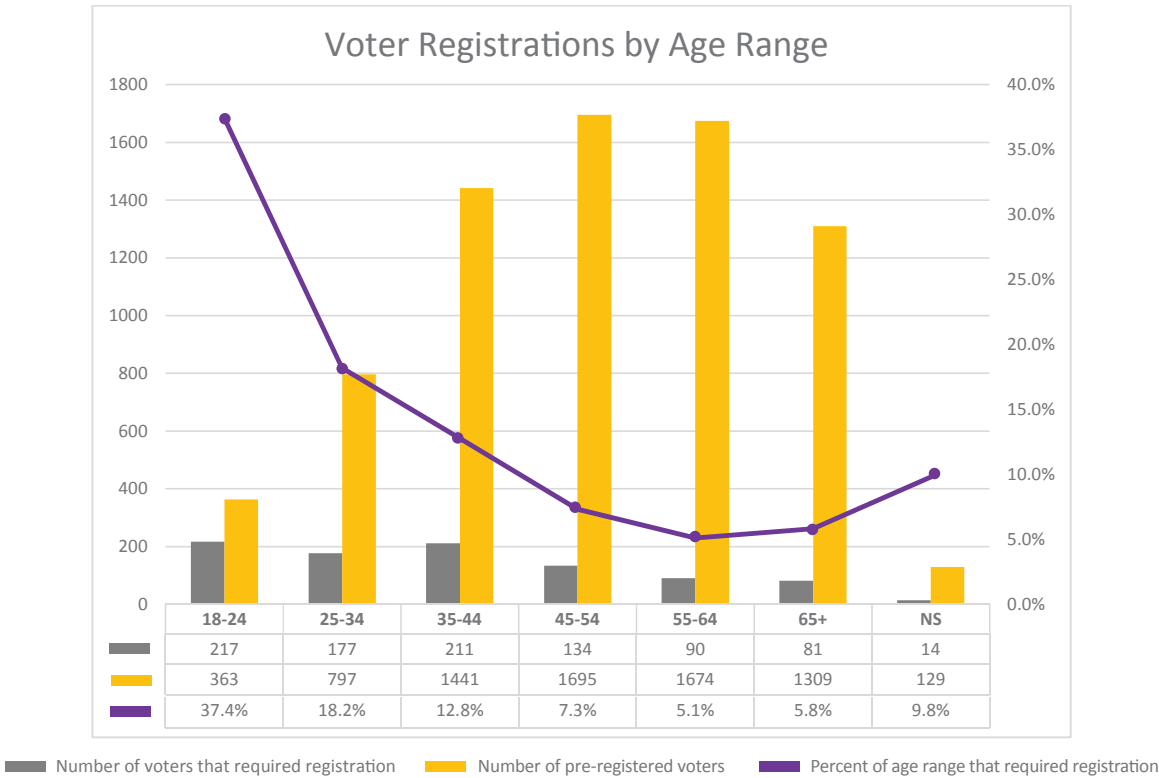
LEGEND:

PGE	-	Provincial General Election	M	-	Male	NS	-	Not Stated
BE	-	By-election	F	-	Female			

AGE STATISTICS



Voter turnout by age range between electoral events is consistent, within a 2.0% deviation.




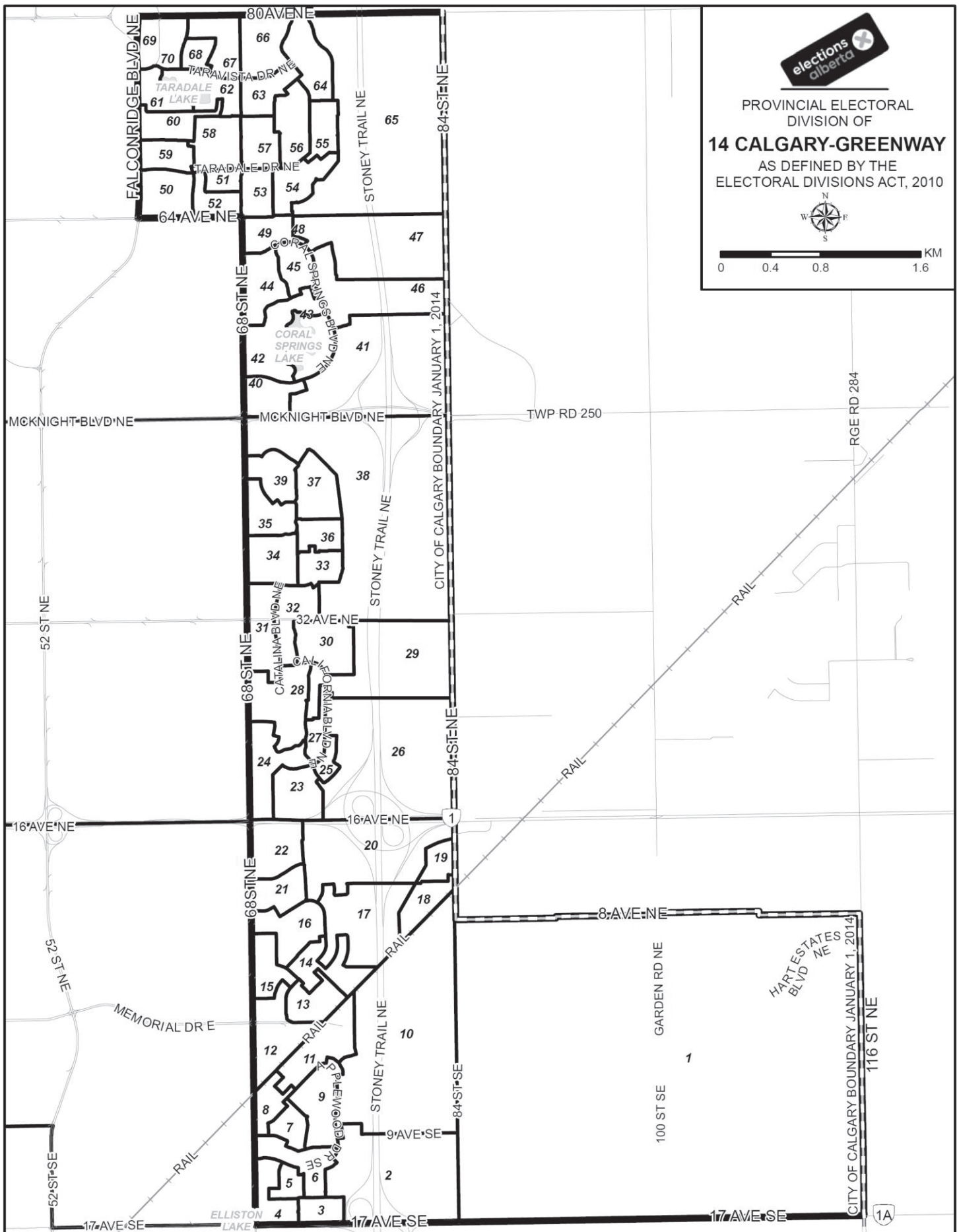
This chart identifies a high number of 18-34 year olds who had to register to vote on voting days, indicating that many are voting for the first time.

LEGEND:								
PGE	-	Provincial General Election	M	-	Male	NS	-	Not Stated
BE	-	By-election	F	-	Female			

SUMMARY OF RESULTS BY POLL

CALGARY-GREENWAY





Summary of Results by Poll - Calgary-Greenway

Poll	Names on List	SAID HUSSEIN ABDULBAKI IND	THANA BOONLERT GPA	PRAB GILL PC	LARRY HEATHER IND	KHALIL KARBANI LIB	ROOP RAI NDP	SUKHI RAI IND	DEVINDER TOOR WRP	V	S	D	R	Voter Turnout (%)
1/2 -	GARDEN HEIGHTS / APPLESTONE	1	2	27	3	5	13	1	35	87	0	0	1	15.4
3/5 -	APPLEWOOD POINTE / APPLEVILLAGE	0	2	15	1	5	17	0	18	58	0	0	0	9.9
4 -	APPLECROFT	1	1	13	0	5	11	0	6	37	0	0	0	8.5
6 -	APPLEFIELD	10	3	29	1	8	15	2	14	82	0	0	0	15.3
7/8 -	APPLEWOOD W / APPLECREST	5	6	33	2	2	11	0	17	76	0	0	0	13.0
9 -	APPLEWOOD CENTRE	2	0	21	3	1	0	0	22	49	1	0	0	9.4
10 -	APPLEWOOD E	10	0	18	1	7	13	0	17	66	0	0	0	15.6
11 -	APPLEGLEN	3	1	24	1	8	14	0	19	70	0	0	0	12.8
12 -	ABBERCOVE	3	4	21	2	11	7	1	25	74	0	0	0	16.2
13 -	ABALONE	5	4	25	1	5	6	1	21	68	0	0	0	15.2
14 -	ABERDARE	0	3	10	2	10	7	0	22	54	1	0	0	12.8
15 -	ABINGER	1	2	30	3	10	11	0	19	76	0	0	0	16.8
16 -	ABERGALE	0	3	26	1	5	13	0	23	71	0	0	2	15.8
17 -	ABERFOYLE	4	6	16	4	7	18	0	32	87	0	0	0	20.7
18/19 -	CHATEAU EST. PARK S / CHATEAU EST. PARK N	4	4	35	1	0	7	0	31	82	0	0	0	16.5
20 -	ABINGDON	6	4	34	2	3	26	1	30	106	0	0	1	23.5
21 -	ABOYNE	4	7	19	4	7	12	0	28	81	0	0	1	18.5
22 -	ABADAN	1	5	24	1	7	15	0	31	84	0	0	0	19.1
23 -	ELDORADO S	1	6	22	1	21	17	0	23	91	0	1	0	22.8
24 -	ELDORADO W	1	2	36	0	9	16	0	22	86	0	0	0	21.1
25/27 -	DELRAY W / CALIFORNIA S	1	4	31	4	14	30	0	24	108	0	0	0	23.9
26 -	DELRAY E	7	3	55	2	10	32	0	31	140	0	0	1	27.4
28 -	CATALINA - DEL RIO	2	2	43	3	17	30	0	36	133	0	0	0	24.7
29 -	CALIFORNIA N	1	6	38	0	7	20	1	25	98	2	0	0	26.6
30 -	PARKRIDGE	6	3	83	5	7	9	0	48	161	1	0	0	29.7
31 -	LAGUNA W	1	0	38	3	15	29	1	34	121	0	0	2	22.4
32 -	LAGUNA E	0	0	32	1	16	15	1	26	91	0	0	1	21.1
33 -	ANAHEIM S	2	2	15	1	13	17	0	20	70	2	0	1	18.1
34 -	COSTA MESA	2	2	24	1	31	20	0	14	94	0	0	0	17.4
35 -	CATALINA - CARMEL	2	8	20	5	11	17	0	18	81	1	0	0	16.3
36 -	ANAHEIM N	0	1	13	1	6	6	0	18	45	0	0	0	13.4
37 -	SAN FERNANDO	0	0	27	3	22	16	0	25	93	0	0	1	16.5

Poll	Names on List	SAID HUSSEIN ABDULBAKI IND	THANA BOONLERT GPA	PRAB GILL WRP	LARRY HEATHER IND	KHALIL KARBANI LIB	ROOP RAI NDP	SUKHI RAI IND	DEVINDER TOOR WRP	V	S	D	R	Voter Turnout (%)
38/39	- SAN DIEGO / SARATOGA	683	1	0	35	1	25	33	1	16	112	0	0	16.4
40	- CORAL COVE	270	1	0	20	0	15	16	1	11	64	0	0	23.7
41	- CORAL SANDS	429	2	4	46	0	14	30	0	23	119	0	0	27.7
42	- CORAL SHORES W	686	1	2	48	2	29	26	0	35	143	1	0	21.0
43	- CORAL SHORES E	430	2	1	20	1	14	22	1	28	89	0	1	21.4
44	- CORAL KEYS	571	0	1	29	0	20	34	0	31	115	1	0	20.3
45	- CORAL SPRINGS CLOSE	528	0	3	28	0	17	36	0	26	110	0	0	20.8
46	- CORAL SANDS PARK	520	1	2	42	2	19	27	0	30	123	1	0	23.7
47	- CORAL REEF MANOR	522	0	3	32	0	28	21	0	14	98	0	0	19.0
48	- CORAL SPRINGS CIRCLE	440	0	5	23	4	15	27	0	23	97	0	0	22.0
49/50	- TARADALE SOUTH / TARAGLEN	627	0	3	22	2	32	18	0	21	98	0	0	15.8
51	- TARARIDGE SOUTH	312	0	0	14	0	6	9	0	11	40	0	0	12.8
52/53	TARINGTON WEST / TARINGTON CENTRE	767	0	0	32	1	32	31	0	32	128	0	0	16.7
54	TARINGTON E	428	2	1	22	1	39	21	0	17	103	0	0	24.3
55	TARAVISTA E	400	1	2	20	1	52	20	1	14	111	0	0	28.0
56	TARAVISTA W	513	0	2	30	1	33	12	0	20	98	1	0	19.5
57	TARALEA E	468	0	0	30	2	34	22	1	16	105	0	0	22.4
58	TARALEA W	425	0	1	18	0	15	30	1	22	87	0	0	20.5
59	TARALEAN	516	0	1	17	0	54	14	0	16	102	0	0	19.8
60	TARACOVE W	418	0	0	30	0	34	18	0	22	104	1	0	24.9
61	TARACOVE E	618	2	0	26	0	94	27	0	11	160	0	0	26.4
62	TARALAKE S	562	2	0	16	1	85	32	0	16	152	2	0	27.2
63	TARALAKE W	485	0	4	27	0	43	30	1	15	120	4	0	24.7
64	TARALAKE E	509	0	0	44	1	44	34	0	33	156	0	0	31.0
65	TARALAKE N	626	1	3	13	0	92	32	0	20	161	0	0	25.9
66	TARAWOOD E	416	0	0	18	2	47	29	5	16	117	0	0	28.1
67	- TARAWOOD W	410	2	0	5	0	63	29	0	6	105	1	0	25.6
68	- SADDLETOWN CIRCLE E	403	0	0	5	0	32	5	1	9	52	1	0	12.9
69	- ADVANCE - CALGARY-GREENWAY		8	7	84	2	17	56	2	87	263	0	0	4
70	- ADVANCE - CALGARY-GREENWAY		18	15	177	8	49	66	0	164	497	0	0	2
71	- ADVANCE - CALGARY-GREENWAY		7	1	146	4	66	119	0	147	490	0	0	5
72	- ADVANCE - CALGARY-GREENWAY		4	3	141	1	115	129	2	121	516	0	0	5
73	- ADVANCE - CALGARY-GREENWAY		4	2	118	1	253	140	3	98	619	1	0	2

V = Valid Ballots S = Spoiled Ballots D = Declined Ballots R = Rejected Ballots

Poll	Names on List	SAID HUSSEIN ABDULBAKI IND	THANA BOONLERT GPA	PRAB GILL PC	LARRY HEATHER IND	KHALIL KARBANI LIB	ROOP RAI NDP	SUKHI RAI IND	DEVINDER TOOR WRP	Voter Turnout (%)		
										V	S	D R
74 - MOBILE - MONTEREY PLACE		1	4	11	4	10	2	1	10	43	0	5
75 - SPECIAL BALLOT		0	0	10	0	7	12	0	24	53	0	9
Total (Regular, Mobile, Special Ballot)		105	138	1,630	89	1,349	1,189	23	1,361	5,885	21	2 42
Total (Advance)		41	28	666	16	500	510	7	617	2,385	1	0 18
Total (All Polls)	29,230	146	166	2,296	105	1,849	1,699	30	1,979	8,270	22	2 60
Vote Count (%)		1.8	2.0	27.8	1.3	22.4	20.5	0.4	23.9			28.5

FINANCIAL SUMMARY

Calgary-Greenway 2016 By-election	Total
Employer Contributions	\$ 4,595.42
Travel	2,110.34
Advertising	64,835.45
Freight and Postage	21,416.70
Rentals - Returning Officer's Office	6,449.00
Rentals - Polling Places	8,937.00
Telephones and Communications	1,373.78
Contract Services - Printing	10,293.88
Contract Services - Returning Officer's Office Staff	32,526.00
Contract Services - Polling Staff	55,187.15
Technology Services	33,520.00
Hosting	56.96
Election Materials and Supplies	11,164.13
TOTAL EXPENSES	\$ 252,465.81



Suite 100, 11510 Kingsway NW, Edmonton, Alberta T5G 2Y5
Phone: 780.427.7191 Toll-Free: 310.0000.780.427.7191
Website: www.elections.ab.ca Email: info@elections.ab.ca

ISBN 978-0-9949577-1-9



9 780994 957719